



Powering Business Worldwide

Carter® Ground Fueling

PRODUCT NEWS BULLETIN

PN17072564900

Date: July 25, 2007

APPLICABLE TO 4" API/IP HYDRANT
COUPLERS MODEL NUMBERS: 60600,
SERIES, 60700-1, 61525, 64702-1, 64800
SERIES & 64900

New Coupler Lower Half Design Released For Production

New Hydrant Couplers 64900 family replaces the 60700-1 and 64702

All New Carter Ground Fueling Couplers now in full compliance with API/IP 1584, Third Edition, dated April 2001

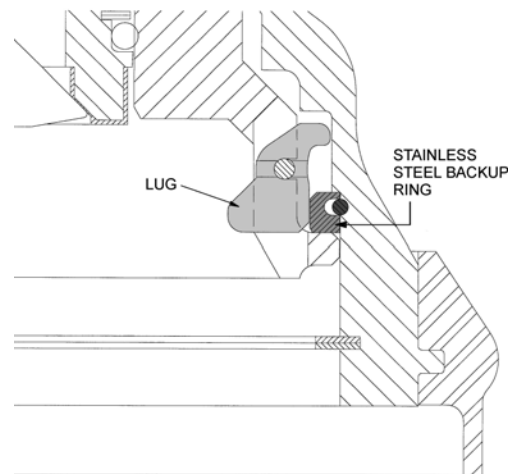
Eaton Aerospace, Conveyance System Division, Carter Ground Fueling is proud to announce the release of the new and improved Coupler Lower Half design. More than 3½ years of design and testing have resulted the world's **only** 4" API/IP 1584, third edition industry approved Coupler.

API/IP Specification 1584 "Four Inch Hydrant System Components and Arrangements 3rd edition, January 2001" included a requirement for a clean breakaway of the coupler from the pit valve adaptor at a force equal to between 4,000 and 5,000 pounds. This prevents a potentially catastrophic geyser of Jet Fuel being released from the pit valve in the case of a hydrant coupler knock off caused, for example, by a service vehicle accidentally colliding with the pressurized pit valve and coupler arrangement during an aircraft fueling. When the coupler breaks away, the pit valve poppet closes rapidly, minimizing any pressurized fuel release. There will still be some spillage from the hydrant dispenser hose and pipe work via the damaged coupler; however, this is considered significantly less hazardous than a pressurized geyser of Jet Fuel from a damaged pit valve. The coupler breakaway force is at a value less than that likely to cause any damage to the hydrant riser.

The requirements of this new edition are not retroactive; however, the document suggests that the users decide what action to take considering the "safety implication of non-conformance."

Starting with the release of the 64900 family of Couplers in July of 2007, all Couplers produced will include the new Lower Half design. Other models of 4" API/IP Couplers produced by Carter will include the new Lower Halves starting with the serial numbers noted, below:

60600.....	1575
60600-1.....	1575
60600-2.....	1575
60600-3.....	1575
61525.....	2410
64800.....	700
64801.....	120
64802.....	180
64803.....	390
64804.....	140
64900.....	122
64902.....	101
64903.....	101



The new Lower Half design includes 16 new latching lugs (still made of aluminum) that have a breakaway groove machined through the pivot hole of the lug. This groove allows for the lower breakaway force (4000 to 5000 pounds) without jeopardizing the lugs wear resistance. These lugs are now coated with dry film lubricate to further reduce wear which also gives them a slight "gold" color. Carter has also included a high strength stainless steel lug backup ring that is fitted into the internal diameter of the collar to improve the coupler's ability to resist long term wear.


As announced in our Product New #900051505, dated May 26, 2006, Carter will supply a free set of new lugs to owners of couplers purchased on or after January 1, 2005. The owner must supply their local Carter Distributor with the Coupler part and serial number(s) of their couplers to obtain the free lug kits. If the serial number is not available or can not be read, the date purchased must be furnished.

No charge Lug Kit (lugs only) is part number KD61525-3NC, a Kit with the free lugs including a new collar with stainless steel backup ring is also available at special pricing from Carter until July 1, 2008; request part number KD61525-4NC. Both kits include the O-ring that should be replaced and instructions to change the parts which should take only a few minutes per Coupler. If your Coupler is older than January 1, 2005 you can order KD61525-3 and KD61525-4 at special pricing until July 1, 2008. These kits contain the same parts as the "NC" kits referenced above.

64900 HYDRANT COUPLER REPLACES THE 60700 HYDRANT COUPLERS:




As part of the field trials for the new Coupler Lower Half design, a new 4" Control Elbow was also tested. The 64900 incorporates many of the popular features of our 64800 (3" Control Elbow by 4" API/IP) Pressure Control Coupler. We retained the same large flow path and internal components of the 60700-1 while adding many new and improved features. These features include air and fuel sense line connections parallel to the hydrant hose inlet which are machined with straight threads. Straight thread O-ring seal by National Pipe Thread or Hose Barb adapters are provided to eliminate the chance of damaging the Control Elbow by over tightening the tapered threads.



Closing Time adjustment and an Air/Command Hose bleed connection are now external and conveniently located near the hose connection.

The Check Valve, previously located under the Fuel Sense fitting, is now part of the Closing Time adjustment and is no longer subject to damage from over tightening of the fitting. To improve the maintainability of the Coupler, the outlet adapter is now replaceable and no longer part of the cast housing. Carter has also provided for an outlet fitting on the Control Elbow that can be used to attach a Hydrant Valve deadman command line.



Lastly, the 64900 also incorporates new and improved seals used on the power piston in the main control area of the coupler. These seals reduce friction, improving control repeatability, while maintaining leak-free performance. All 64900s produced will also include the new Lower Half design with new lugs and stainless steel backup ring standard.



NEW SEAL CARTRIDGE AND RETAINER

Please visit Carter Ground Fueling's web site at www.argo-tech.com, under "PRODUCTS" to obtain a copy of the product literature for ordering information.