

# Office storage and desking solutions



## Filing Companions

### Storage and filing accessories

Eaton offers a complete line of storage and filing options to complement our specialized multimedia cabinets. An extension of our mobile pedestal offering, these seven lines provide affordable storage solutions for conventional and personal filing needs. Filing Companions are preconfigured and easy to order. All models come with a limited lifetime warranty.



#### Double Door Storage Cabinet

This multi-functional storage cabinet features adjustable shelving in two inch increments and ships fully assembled. Meets ANSI/BIFMA standards.



#### Bookcase

These double-wall metal bookcases are 36 inches wide and available in five heights. They are designed to accommodate binder height storage. Shelves are adjustable on 1/2 inch increments. Leveling glides allow for 5/8 inch height adjustment.



#### Wardrobe Tower

This lockable space-efficient cabinet is designed for personal workstation storage. Concealed door hinges feature a 110° swing. Includes a core removable, master-keyed lock that secures all doors and drawers. Comes fully assembled. Meets applicable ANSI/ BIFMA standards. Two configurations are available.

# EATON

Powering Business Worldwide



## BOOKCASES

Item Number	Description	Height	Width	Depth	Details
BCMBS3028	Two high bookcase model	27.34"	30"	13.38"	Features one adjustable shelf
BCMBS3628	Two high bookcase model	27.34"	36"	13.38"	Features one adjustable shelf
BCMBS4228	Two high bookcase model	27.34"	42"	13.38"	Features one adjustable shelf
BCMBS3040	Three high bookcase model	39.78"	30"	13.38"	Features two adjustable shelves
BCMBS3640	Three high bookcase model	39.78"	36"	13.38"	Features two adjustable shelves
BCMBS4240	Three high bookcase model	39.78"	42"	13.38"	Features two adjustable shelves
BCMBS3052	Four high bookcase model	51.38"	30"	13.38"	Features three adjustable shelves
BCMBS3652	Four high bookcase model	51.38"	36"	13.38"	Features three adjustable shelves
BCMBS4252	Four high bookcase model	51.38"	42"	13.38"	Features three adjustable shelves
BCMBS3066	Five high bookcase model	65.78"	30"	13.38"	Features four adjustable shelves
BCMBS3666	Five high bookcase model	65.78"	36"	13.38"	Features four adjustable shelves
BCMBS4266	Five high bookcase model	65.78"	42"	13.38"	Features four adjustable shelves
BCMBS3077	Six high bookcase model	77.38"	30"	13.38"	Features five adjustable shelves
BCMBS3677	Six high bookcase model	77.38"	36"	13.38"	Features five adjustable shelves
BCMBS4277	Six high bookcase model	77.38"	42"	13.38"	Features five adjustable shelves



## DOUBLE DOOR STORAGE CABINET

Item Number	Description	Height	Width	Depth	Details
DDCLA01F2	Two high double door model	28.38"	30"	18.14"	Features one adjustable shelf
DDCLA02F3	Two high double door model	28.38"	36"	18.14"	Features one adjustable shelf
DDCLA03F4	Two high double door model	28.38"	42"	18.14"	Features one adjustable shelf
DDCLA04F2	Three high double door model	39.78"	30"	18.14"	Features two adjustable shelves
DDCLA05F3	Three high double door model	39.78"	36"	18.14"	Features two adjustable shelves
DDCLA06F4	Three high double door model	39.78"	42"	18.14"	Features two adjustable shelves
DDCLA07F2	Four high double door model	51.38"	30"	18.14"	Features three adjustable shelves
DDCLA08F3	Four high double door model	51.38"	36"	18.14"	Features three adjustable shelves
DDCLA09F4	Four high double door model	51.38"	42"	18.14"	Features three adjustable shelves
DDCLA10F2	Five high double door model	65.78"	30"	18.14"	Features four adjustable shelves
DDCLA11F3	Five high double door model	65.78"	36"	18.14"	Features four adjustable shelves
DDCLA11F5	Five high double door model	65.78"	36"	18.14"	Features coat rod, no shelves
DDCLA11F6	Five high double door model	66.78"	36"	18.14"	Features coat rod, one shelf
DDCLA12F4	Five high double door model	65.78"	42"	18.14"	Features four adjustable shelves
DDCLA45F2	Six high double door model	77.38"	30"	18.14"	Features five adjustable shelves
DDCLA46F3	Six high double door model	77.38"	36"	18.14"	Features five adjustable shelves
DDCLA46F7	Six high double door model	77.38"	42"	18.14"	Features five adjustable shelves
DDCLA47F4	Six high double door model	77.38"	36"	18.14"	Features coat rod, one shelf

## WARDROBE TOWER

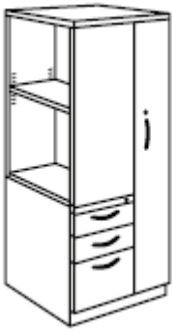
Item Number	Description	Details
WARD64L2 – Left-hand Drawer WARD64R2 – Right-hand Drawer	Two (2) Drawer Model	<ul style="list-style-type: none"> <li>Full height coat closet with side-to-side coat rod</li> <li>37" upper cupboard with two (2) adjustable shelves</li> <li>Two (2) 12" x 19" file drawers for letter filing</li> </ul>
WARD64L3 – Left-hand Drawer WARD64R3 – Right-hand Drawer	Three (3) Drawer Model	<ul style="list-style-type: none"> <li>Full height coat closet with side-to-side coat rod</li> <li>25" upper cupboard with one (1) adjustable shelf</li> <li>Three (3) 12" x 19" file drawers for letter filing</li> </ul>

Overall Exterior Dimensions
23.5"W x 64.18"H x 23.5"D

## OVERALL INTERIOR DIMENSIONS

Item	Dimension
Interior Cupboard Clearance	15"W
Interior File Drawer	19"D
Interior Closet Clearance	7.5"W





### BOOKCASE WARDROBE TOWER

Item Number	Description	Details
WARDHLC209	Left-hand drawer Two (2) drawer model	Full height coat closet with side-to-side coat rod Two (2) adjustable shelves Two (2) 12" x 19" file drawers
WARDHRC209	Right-hand drawer Two (2) drawer model	Full height coat closet with side-to-side coat rod Two (2) adjustable shelves Two (2) 12" x 19" box drawers
WARDHLC211	Left-hand drawer Three (3) drawer model	Full height coat closet with side-to-side coat rod Two (2) adjustable shelves Two (2) 6" x 19" box drawers and one (1) 12" x 19" file drawer
WARDHRC211	Right-hand drawer Three (3) drawer model	Full height coat closet with side-to-side coat rod Two (2) adjustable shelves Two (2) 6" x 19" box drawers and one (1) 12" x 19" file drawer

#### Overall Exterior Dimensions

23.5"W x 65.78"H x 23.5"D



### BOOKCASE TOWER

Item Number	Description	Details
WARDHL6509	Two (2) drawer model	Two drawer (file/file), left facing bookcase Single lock captures all drawers Two adjustable shelves
WARDHL6511	Three (3) drawer model	Three drawer (box/box/file), left facing bookcase Single lock captures all drawers Two adjustable shelves
WARDHR6509	Two (2) drawer model	Two drawer (file/file), right facing bookcase Single lock captures all drawers Two adjustable shelves
WARDHR6511	Three (3) drawer model	Three drawer (box/box/file), right facing bookcase Single lock captures all drawers Two adjustable shelves

#### Overall Exterior Dimensions

15.14"W x 65.78"H x 23.5"D

FILE CENTER

Item Number	Description	Height	Width	Depth	Details
C843	Box/file metal top	21.4"	15.2"	18.9"	Metal top mobile pedestal
C845	Box/box/file metal top	27.1"	15.2"	18.9"	Metal top mobile pedestal
C846	File/file metal top	27.1"	15.2"	18.9"	Metal top mobile pedestal
C848*	Box/file cushion top	23"	18.78"	15.14"	Cushion top mobile pedestal
C849*	Box/file cushion top	23"	21.78"	15.14"	Cushion top mobile pedestal
C850*	Pencil/box/file cushion top	25.78"	18.78"	15.14"	Cushion top mobile pedestal
C851*	Pencil/box/file cushion top	25.78"	21.78"	15.14"	Cushion top mobile pedestal
C858*	Box/lateral/box cushion top	24.18"	30.5"	18.38"	Cushion mobile file center
C859*	Box/box/lateral cushion top	21"	30.5"	18.38"	Freestanding cushion file center
C860	12"/12"/30" drawer style	28"	30.5"	18.14"	Freestanding metal top file center
C861	6"/6"/12"/30" drawer style	28"	30.5"	18.14"	Freestanding metal top file center
C862	12"/6"/6"/30" drawer style	28"	30.5"	18.14"	Freestanding metal top file center

\* Visit [www.cfsstinson.com](http://www.cfsstinson.com) for fabric selection.



All models available in Black, Creme White, Metal Grey, NuGrey and Titanium steel finishes.

# Laterals

MWLFLWC40

MWLFLWLC401CW

Counterweight



In Line Lateral File - 28-3/8h x 18-1/4d x 36w (2hi, 2 drawer)

MWLFLWLC702

MWLFLWLC702CW

Counterweight



In Line Lateral File - 39-7/8h x 18-1/4d x 36w (3 hi, 3 drawer)

MWLFLWLD103

MWLFLWLD103CW

Counterweight

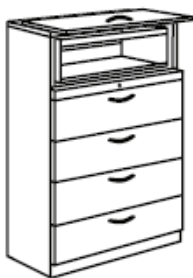


In Line Lateral File - 51-3/8h x 18-1/4d x 36w (4 hi, 4 drawer)

MWLFLWLD404

MWLFLWLD404CW

Counterweight



In Line Lateral File - 65-7/8h x 18-1/4d x 36w (5 hi, 4 drawer, 1 top flipper door, rollout shelf)

# Laterals

MWLFLWLV4L7
MWLFLWLV4L7CW

Counterweight



In Line Low Height Lateral File - 22-5/8h x 18-1/4d x 36w (metal top, box,file)

MWLFLWLC407
-------------



In Line Lateral File - 28-3/8h x 18-1/4d x 36w (2hi, 4 box drawer)

MWLFLWLC4G5
-------------



In Line Lateral File - 28-3/8h x 18-1/4d x 36w (2hi, 4 box drawer w/ casters)

MWLFLWLC438
MWLFLWLC438CW

Counterweight



In Line Lateral File - 28-3/8h x 18-1/4d x 36w (2hi, 2 box drawer, 1 file)

MWLFLWLC706
-------------



In Line Lateral File - 39-7/8h x 18-1/4d x 36w (3 hi, 6 box drawer)

## Laterals

**MWLFLWLD105**



In Line Lateral File - 51-3/8h x 18-1/4d x 36w (4 hi, 8 box drawer)

**MWLFLWLC401RY**

**MWLFLWLC401RYCW**

Counterweight



In Line Individual Locking Lateral File - 28-3/8h x 18-1/4d x 36w (2hi, 2 drawer)

**MWLFLWLC702RY**

**MWLFLWLC702RYCW**

Counterweight



In Line Individual Locking Lateral File - 39-7/8h x 18-1/4d x 36w (3 hi, 3 drawer)

**MWLFLWLD103**

**MWLFLWLD103CW**

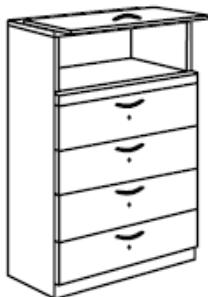
Counterweight



In Line Individual Locking Lateral File - 51-3/8h x 18-1/4d x 36w (4 hi, 4 drawer)

**MWLFLWLD411RY**

**MWLFLWLD411RYCW**



In Line Individual Locking Lateral File - 65-7/8h x 18-1/4d x 36w (5 hi, 4 drawer, 1 top flipper door, fixed shelf)

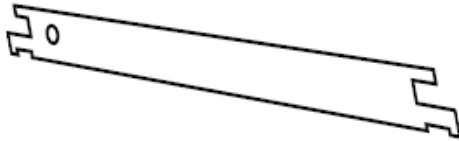
# Laterals

MWLFDIVIDER



4" x 16" Divider for Box Drawers (4pack)

MWLFCONVERSION



Lateral File Conversion Bar (4pack)

Conversion bars allow for front-to-back filing in 18-1/4" and 17-3/8" deep lateral files. Use 2 bars each in 36" and 42" lateral drawers for legal size filing



# Lockers

Quad Locker 24L
-----------------

Quad Locker 24R
-----------------



Quad Locker - 65-7/8h x 24d x 24w (4 door, LH Hinge)
--

Quad Locker - 65-7/8h x 24d x 24w (4 door, RH Hinge)
--

## CubbyLocker

- Cubby locker doors are keyed randomly in the factory
- All Cubby locker doors hinge together, either left or right

Cubby Locker 24L
------------------

Cubby Locker 24R
------------------



Cubby Locker - 50-3/8h x 18d x 24w (6 double door, LH Hinge)
--

Cubby Locker - 50-3/8h x 18d x 24w (6 double door, RH Hinge)
--

Cubby Locker 30L
------------------

Cubby Locker 30R
------------------



Cubby Locker - 50-3/8h x 18d x 30w (6 double door, LH Hinge)
--

Cubby Locker - 50-3/8h x 18d x 30w (6 double door, RH Hinge)
--

LCK00025K
-----------

- Ganging kit is used to snug two lockers together so that between-locker seams stay tight
- Ganging kit includes drill point screws and instructions    Kit to gang two lockers together

In Line Locker Ganging Kit
----------------------------

# Tables/Desking

## Modesty Panel Specifications

- All Trace modesty panels are single-piece construction
- Modesty panels consist of 22 gauge steel, with forms on each edge for added strength and ease of attachment to panel legs and work surfaces

## Modesty Panel Offset Brackets

- Modesty panels attach to pre-drilled holes located on the inside edges of panel legs. When a modesty panel must attach to the end of a panel leg, as with a return or bridge, then a modesty panel offset bracket is required to connect pre-drilled attachment points. Modesty panel offset brackets are included with returns and bridges, when ordered with modesty panels and are also sold separately

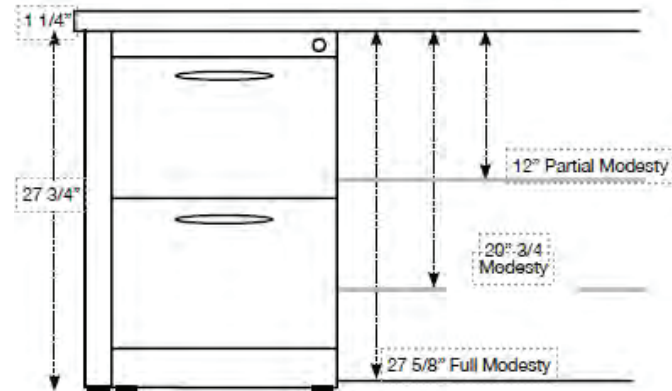
## Work Surface Grommets

All TRACE work surfaces come standard with one or two grommets, which are black plastic with removable covers.

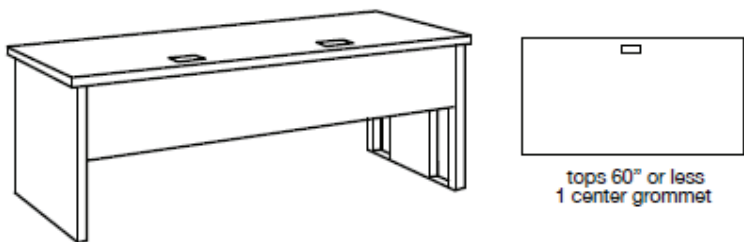
- Rectangular work surfaces 60" and narrower include one grommet in center
- Rectangular work surfaces 66" and wider include two grommets, with grommet center point 20" from each side edge
- Corner desks include one grommet in corner
- Peninsulas include two grommets centered on non-rounded end

## Work Surface Over-Hang

Allow for 1/2" overhang on front, back, and sides of all desks. Work surfaces are pre-drilled for proper panel leg positioning



- Desk Shell
- Partial Modesty
- One top with grommets (tops 60" or less = 1 center grommet, 66" or more = 2 grommets)
- Two panel legs (panel leg grommets optional, no up-charge)
  - 36" work surfaces will include 29" panel legs, with 6" work surface overhang
  - Partial modesty panel is 12" tall, raised 17" from floor
  - Modesty height designed to allow easy access to electrical outlets
  - Plastic wire management channels

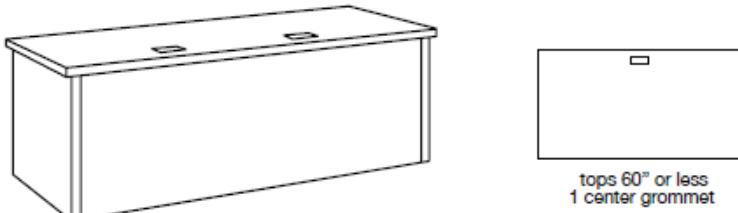


MWDK2448P	Trace Desk Partial Modesty (1 Grommet)	48Wx24D
MWDK2460P	Trace Desk Partial Modesty (1 Grommet)	60Wx24D
MWDK2472P	Trace Desk Partial Modesty (2 Grommets)	72Wx24D
MWDK3048P	Trace Desk Partial Modesty (1 Grommet)	48Wx30D
MWDK3060P	Trace Desk Partial Modesty (1 Grommet)	60Wx30D
MWDK3072P	Trace Desk Partial Modesty (2 Grommets)	72Wx30D

## Desk Shell Full Modesty

One top with grommets (tops 60" or less = 1 center grommet, 66" or more = 2 grommets)

- Two panel legs (panel leg grommets optional, no up-charge)
- 36" work surfaces will include 29" panel legs, with 6" work surface overhang
- Full height modesty panel is 27-5/8" tall, raised 1/2" from floor
- Plastic wire management channels



**MWDK2448F** Trace Desk Full Modesty (1 Grommet) 48Wx24D  
**MWDK2460F** Trace Desk Full Modesty (1 Grommet) 60Wx24D  
**MWDK2472F** Trace Desk Full Modesty (2 Grommets) 72Wx24D  
**MWDK3048F** Trace Desk Full Modesty (1 Grommet) 48Wx30D  
**MWDK3060F** Trace Desk Full Modesty (1 Grommet) 60Wx30D  
**MWDK3072F** Trace Desk Full Modesty (2 Grommets) 72Wx30D

# Sit-To-Stand Tables/Desking

## HEIGHT ADJUSTABLE TABLE SPECIFICATIONS



### Basic Construction

- Programmable height handset
- Single stage electric motor
- 9' Cord
- Speed: 1-1/2" per second, power consumption: 0.3W
- The base height adjusts from 9" to 47.5"
- Weight capacity: 265 lbs (does not include work surface)
- 1-1/4" thick laminate top
- Corner desks with laminate top are handed. Please specify left or right

### Options and Accessories

- Marty hanging storage
- Metal, acrylic, and tackable privacy screens/modesty panels may be attached to laminate work surfaces

### Colors

- Height Adjustable Table bases are available in three colors:
  - 02A4 – White
  - 03Y8 – Black
  - 05F0 – Silver



**MWHAT3048** Height Adjustable Table 48"Wx30"D

**MWHAT3060** Height Adjustable Table 60"Wx30"D

**MWHAT3072** Height Adjustable Table 72"Wx30"D