


Eaton GSA Product Catalog



Eaton Product Catalog

Introduction of Commercial and Government Customers

Serving Commercial & U.S. government with quality products & services

Eaton has been providing world-class solutions for technology-intensive environments since 1934 and we've been a GSA Contract vendor for over 35 years.

Support from concept to installation and beyond

Our project management team, which includes a dedicated design team, customer care team and technical sales experts, will see your project through from concept to installation and beyond.

Design and technical expertise

Our design and technical experts will visit you on-site. We do the measuring, inventory your equipment, and determine the requirements necessary to meet your unique needs.

Next, our creative designers develop customized drawings to bring your workspace concepts to life, so you can visualize just how things will look once they are installed in your space.

Certified installation support

Once the design is approved and the products are manufactured to your specifications, our project management team will schedule an installation plan that helps minimize disruption for your staff. Our certified installers arrive to take care of unpacking, assembling and arranging all of the equipment as well as coordinating technical integration with your on-site information systems teams.

Service and support

For continued support, we provide services and extended warranties on all of our products. Simply contact your local Eaton sales representative for assistance.



Complimentary 3-D CAD drawings and color renderings of your proposed solution.

Eaton GSA contract numbers


Contract No: GS-03F-030D

SIN: 33721 Office Furniture

SIN: 337127: Industrial and Institutional Furniture

**Navy FISC Spiral III Blanket Purchase Agreement
BPA No. N00189-17-A-0084**

VAIDIQ Contract Holder





Tech Solutions

OnGuard command console.....	4-7	
Profile advanced console system	8-11	
LMS technical lab furniture	12-13	
TechBench workbench system	14-17	
Paramount & Vantages Enclosures.....	19-20	

Eaton reserves the right to make changes to the specifications, materials, equipment, prices, or the availability of products at any time without prior notice. While every effort has been made to assure the accuracy of information contained in this catalog at the time of publication, we cannot accept responsibility for inaccuracies resulting from undetected errors or omissions.

This catalog represents a small sampling of Eaton’s GSA product offering. Contact your local Eaton representative for more information.



Environmental sustainability

The following items hold the GREENGUARD Certification.*

- OnGuard
- Profile
- LMS
- Tech Bench/Tech Organizer

*The GREENGUARD Certification Program is internationally recognized for evaluating product emissions that meet stringent indoor air quality criteria defined by GREENGUARD Environmental Institute (GEI). Products undergo rigorous, third-party testing to determine their impact on indoor air pollution with requirements for ongoing verification. Certified products are recommended for use by leading sustainable building programs including the U.S. Green Building Council’s (USGBC) Leadership in Energy and Environmental Design (LEED) Rating System.



OnGuard Command Console

OnGuard



OnGuard Command Console

Superior performance, less downtime

Eaton's high performance consoles keep your operations running smoothly — day after day, year after year.

The OnGuard™ command console is ideal for a multitude of technology-intensive environments including: public safety answering points (PSAPs), emergency operation centers (EOCs), network operation centers (NOCs), transportation management centers, process control, security and other monitoring and surveillance environments.



Features & benefits

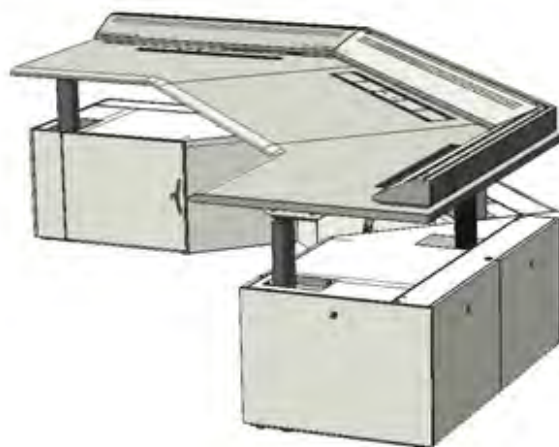
- Large single-surface lift
- Accommodates four to twelve 27" monitors
- Integrated cable lay-in features to help manage cables quickly and easily
- Customizable storage options
- Personal Environment System
- Designed and manufactured in U.S. facilities by tenured craftsmen and engineers
- Durable design withstands the rigors of a 24/7/365 multi-shift environment
- Features all steel construction, heavy-duty lifts and durable finish
- Eaton's portfolio of ePDUs (*Power Distribution Units*), UPSs (*Uninterruptible Power Supply*), surge protectors and other power products ensure that your mission-critical operation runs at peak performance

OnGuard command console

OnGuard command console dimensions

	Length (in)	Height (in)	Depth (in)
Small	120.66"	22"*	60.12"
Medium	133.66"	22"*	60.12"
Large	145.66"	22"*	60.12"

*The worksurface height ranges from 22" (lowest) to 47.60" (highest)



OnGuard Command Console

OnGuard command consoles are designed to handle as few as four monitors and up to as many as twelve 27 inch monitors. The size of the units allow flexibility in monitor layouts as your business and technology changes.

A. TechTrack

Located in the center of the worksurface, the TechTrack is a perfect spot for monitor placement. It houses the air vents for the optional Personal Environment System, and it can accommodate connective accessories such as USB, charging ports or data jacks.

B. TechCurb

Allows for cables to be routed continuously around the perimeter of the workstation. Cables and power are conveniently accessed right at the desktop.

C. Comfort edge

The front of the worksurface has an ergonomic urethane edge for maximum user comfort.

D. Monitor pole track


The monitor pole track (located on the left and right sides of the worksurface), allows for monitor pole mounting based on your design. The patent-pending track facilitates optimal placement, and provides the flexibility to relocate in the future without causing damage to the worksurface.

E. Lift technology

All OnGuard command consoles feature lifts to accommodate the varying heights of operators who share workstations, as well as provide sit-to-stand flexibility for users throughout their shift; promoting a healthier work environment.

F. Steel or laminate base unit panels

OnGuard may be ordered with steel or laminate end and rear panels to complement the design of your work environment.



OnGuard Command Console

OnGuard

OnGuard command console – small

Item	Description	Qty.
Configured	Small OnGuard unit	
AWS553DRM8F	OnGuard console, 4 monitor wide base unit, steel rear panels, steel end panels, left 3 drawer storage, right rack mount storage, center personal environment storage, Freedom color collection	
KONWLC20B	20" Monitor mounting column & base plate kit	3
KONWLK0B	Pitch/pivot column head kit	
KOWNWLK2B	Articulating column arm kit	2



OnGuard command console – medium

Item	Description	Qty
Configured	Medium OnGuard unit	
AWS56CP2D4P	OnGuard console, 4 monitor wide base unit, steel rear panels, laminate end panels, left CPU storage, right 2 drawer storage, center CPU storage, Patriot color collection	
KONWLC30B	30" Monitor mounting column & base plate kit	2
KONWLK2B	Articulating arm kit	8



OnGuard command console – large

Item	Description	Qty
Configured	Large OnGuard unit	
AWL66CPCP4L	OnGuard console, 6 monitor wide base unit, laminate rear panels, laminate end panels, left CPU storage, right CPU storage, center CPU storage, Liberty color collection	
KONWLC20B	20" Monitor mounting column & base plate kit	3
KONWLK2B	Articulating column arm kit	6



Profile Advanced Console System

Profile



Profile Advanced Console System

Created specifically for high-density Flat Panel Display (FPD) monitoring applications, the Profile™ Console System features a versatile design that makes it ideal for a multitude of technology-intensive environments, including dispatch centers, network operation centers, medical imaging reading rooms, nurses stations and security stations.

Features & benefits

- Offers advanced technology access and integrated cable management solutions
- Ultra-durable steel frame system designed to withstand the rigors of 7x24 environments
- Sophisticated, ergonomic console solutions that manage the convergence of today's technology and the human interface with which it integrates
- Perfect for applications where sit-to-stand accommodation is desired
- Single and dual electronic height-adjustable solutions, as well as manual height-adjustable keyboard platforms



Profile



FPD integration – aluminum extruded slatwall inserts allow mounting of FPDs and various filing accessories. The slatwall insert includes an easily removable panel to access interior cabling.

Electronic lifting worksurface allows for an ergonomically correct operation. Available in dual or single lift or single lift with manual height-adjustable keyboard platform. Perfect for applications where sit-to-stand accommodation is desired.

High density technology storage featuring ventilation perforations which help increase convection airflow. Front and rear access offers ease of service.

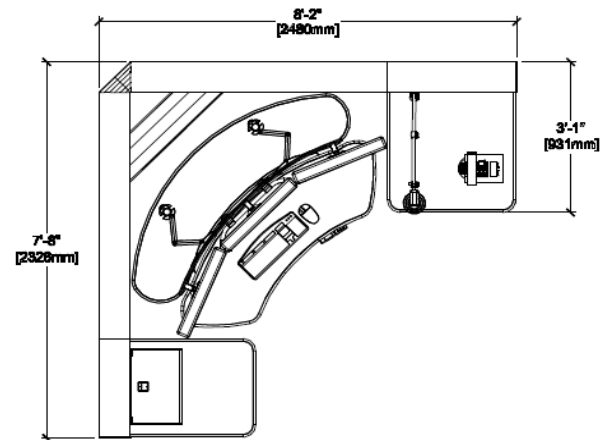
Profile Advanced Console System

60" x 60" 90 Degree Corner Dual Lift station

Item	Description
Configured	60" x 60" 90° Dual Corner Lift Console

60" x 60" A1		ITEM LIST
Ln.	QTY	PART NO DESCRIPTION
0010	1	PBW2430D 24 x 30 Bullnose Worksurface
0020	1	PBW3030D 30 x 30 Bullnose Worksurface
0030	1	PC2429S1 24" Profile Core, Single Sided with Back Skins
0040	1	PC3029S1 30" Profile Core, Single Sided with Back Skins
0050	2	PC6029S1 60" Profile Core, Single Sided with Back Skins
0060	1	PCPL2420 Double CPU Docker, Left Swing Door (20"D)
0070	1	PCPUCADR Caddy with Right Swing
0080	1	PCSK0400 4"W Removable Skin for Profile Core
0090	1	PDW2416S 24"W 16"H Profile FPD Wall, Single Sided
0100	1	PDW3016S 30"W 16"H Profile FPD Wall, Single Sided
0110	1	PDWT24S1 24" FDP Wall Top Trim, Single Sided
0120	1	PDWT30S1 30" FDP Wall Top Trim, Single Sided
0130	2	PDWT60S1 60" FDP Wall Top Trim, Single Sided
0140	1	PET116P1 90D Corner ERGO Connector Tier 1 (16)
0150	2	PMW6016S 60"W x 16"H Profile Modular Wall, Single Sided
0160	1	PUPRFRH1 Profile Full Depth RH Upright 30"
0170	1	PUPRSLH1 Profile Top Support - LH 30"
0180	2	PVET16T1 Vertical End Trim for Tier 1
0190	4	PWFP3016 30" Fabric Insert
0200	1	G110A6060-A 60" x 60" Dual Corner Lift 90D
0210	1	G623B6060-T Fabric Core Skin Kit 60" x 60" Lift
0220	1	G811U-A0A LED Control
ACCESSORIES		
0230	1	ASHELFAM18 Slatwall Laminate Shelf 18"
0240	1	TOALTLED Articulating LED Task Lamp
0250	1	TOALTSB Articulating Light Slatwall bracket
0260	2	TOACTA1028B 28" Extension Pole
0270	4	TOACGMA220B Pole Mount, articulating dual swing arm and 26" array
0280	2	ARRAYHANDLE FPD Array Handle

60" x 60" 90° Dual Corner Lift Console
 • 3 over-3 Flat Panel Display with Focal Distance Capability
 • Double CPU Docker & Caddy
 • Slatwall Laminate Shelf
 • LED Controller
 • Fabric Corner Skins
 • Articulating LED Light

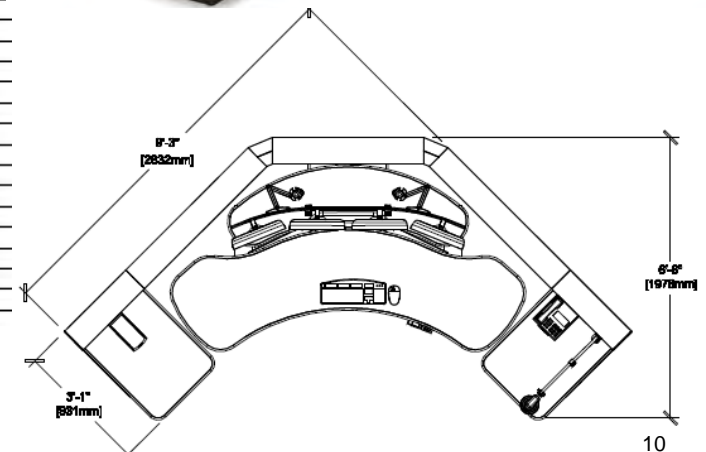


48" x 48" 120 Degree Dual lift corner station

Item	Description
Configured	48" x 42" x 48" Compound 90° Dual Corner Lift Console

48" x 42" x 48" D1		ITEM LIST
Ln.	QTY	PART NO DESCRIPTION
0010	2	PBW2430D 24 x 30 Bullnose Worksurface
0020	2	PC2429S1 24" Profile Core, Single Sided with Back Skins
0030	1	PC4229S1 42" Wide, Steel Core, Single Sided, with Rear Steel Skins
0040	2	PC4829S1 48" Profile Core, Single Sided with Back Skins
0050	1	PCPL2420 Double CPU Docker, Left Swing Door (20"D)
0060	1	PCPR2420 Double CPU Docker, Right Swing Door (20"D)
0070	2	PDW2416S 24"W 16"H Profile FPD Wall, Single Sided
0080	2	PDWT24S1 24" FDP Wall Top Trim, Single Sided
0090	1	PDWT42S1 42" Wide Wall Top Trim, Single Sided
0100	2	PDWT48S1 48" FDP Wall Top Trim, Single Sided
0110	2	PET116P5 45D T1 (16) ERGO Connector
0120	1	PMW4216S 42"W x 16"H Profile Modular Wall, Single Sided
0130	2	PMW4816S 48"W x 16"H Profile Modular Wall, Single Sided
0140	2	PVET16T1 Vertical End Trim for Tier 1
0150	2	PWFP2116 21" Fabric Insert
0160	4	PWFP2416 24" Fabric Insert
0170	1	G110A484248-B 48" x 42" x 48" Compound 90 Degree Dual Lift
0180	1	G623B484248-T 48" x 42" x 48" Compound 90 Degree Fabric Core skin Kit
0190	1	G811U-ADA LED Control
ACCESSORIES		
0200	1	PABINDER Binder Bin
0210	1	PAPHONE1 Phone Holder
0220	1	TOALTLED Articulating LED Task Lamp
0230	1	TOALTSB Articulating Light Slatwall bracket
0240	2	TOACTA1028B 28" Extension Pole
0250	4	TOACGMA320B Pole Mount, articulating dual swing arm and 42" monitor array
0260	2	ARRAYHANDLE FPD Array Handle

48" x 42" x 48" Compound 90° Dual Corner Lift Console
 • 4 over-4 Flat Panel Display with Focal Distance Capability
 • Two Double CPU Docker
 • LED Controller
 • Fabric Corner Skins
 • Articulating LED Light
 • Binder & Phone Holder



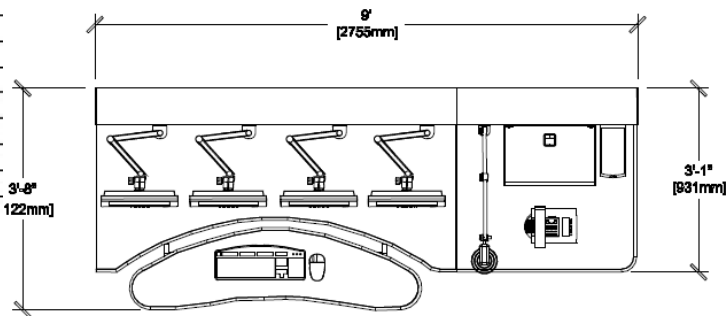
Profile Advanced Console System

72" x 30" Stationary linear station

Item	Description
Configured	72" x 30" Stationary Linear Console

ITEM LIST			
Ln.	QTY	PART NO	DESCRIPTION
0010	1	PBT3630L	36 x 30 Transition Bullnose Worksurface LH
0020	1	PC3626S1	36" Profile Core, Single Sided with Back Skins
0030	1	PC7226S1	72" Profile Core, Single Sided with Back Skins
0040	1	PCPD3620	36" W x 20"D Double Door CPU Dooker
0060	2	PCSK2200	22"W Removable Skin for Profile Core
0080	1	PCSK2400	24"W Removable Skin for Profile Core
0070	1	PDW3616S	36"W 16"H Profile FPD Wall, Single Sided
0080	1	PDW7216S	72"W 16"H Profile FPD Wall, Single Sided
0090	1	PDWT36S1	36" FDP Wall Top Trim, Single Sided
0100	1	PDWT72S1	72" FDP Wall Top Trim, Single Sided
0110	1	PEWS7230	72 x 30 Stationary Linear w/Int K/B
0120	1	PUPRFLH1	Profile Full Depth LH Upright 30"
0130	1	PUPRSRH1	Profile Top Support - RH 30"
0140	2	PVET16T1	Vertical End Trim for Tier 1
ACCESSORIES			
0150	1	ASHELFLAM18	Slatwall Laminate Shelf 18"
0160	1	PABINDER	Binder Bin
0170	1	TOALTLED	Articulating LED Task Lamp
0180	1	TOALTSB	Articulating Light Slatwall bracket
0190	4	FPDARMWL9	FPD Arm-Slatwall Mounted Height Adjustable Single FPD

72" x 30" Stationary Linear Console
• Four Single Monitors with
Slatwall FPD Monitor Arms
• Double-door CPU Dooker
• Articulating LED Light
• Slatwall Laminate Shelf
• Binder Holder



Other Sample Configurations



LMS Technical Lab Furniture

LMS



LMS Technical Lab Furniture

Eaton's modular LMS™ furniture provides the highly efficient design and configuration capabilities required in today's lab environments. Specializing in the integration of people, technology, workspace and workflow, Eaton's approach to building effective and efficient laboratories encompasses four basic principles:

- Ergonomic workspace
- Technology integration
- Modular configuration
- Vertical space utilization

Computer/graphics stations

Configured	LMS 1 – 36" wide
7L07	72" Upright, 31"D (qty.2)
7LG1	72" X 36" Full frame
MG19	36" Mobile base, 31"D
LG32	36" Worksurface, 27"D
LG25	36" Tower shelf/11.9"
LG26	36" Tower add-on shelf
KBTRY18	Keyboard platform with sliding mouse tray
LG33	36" Horizontal cable management kit (qty. 2)

Configured	LMS 2 – 48" wide
7L07	72" Upright, 31"D (qty. 2)
7LE1	72" X 48" Full frame
ME19	48" Mobile base, 31"D
LE32	48" Worksurface, 27"D
LE25	48" Tower shelf/11.9"
LE26	48" Tower add-on shelf
KBTRY18	Keyboard platform with sliding mouse tray (qty. 2)
LE33	48" Horizontal cable management kit (qty. 2)

Configured	LMS 3 – 72" wide
7L07	72" Upright, 31"D (qty. 2)
7LF1	72" X 72" full frame, (3) 24" modules
LF19	72" Standard caster base
LF32	72" Hook-on worksurface
LF25	72" Tower shelf/11.9"
LF26	72" Tower add-on shelf
LF33	72" Horizontal cable management kit (qty. 2)
KBTRY18	Keyboard platform with sliding mouse tray (qty. 3)

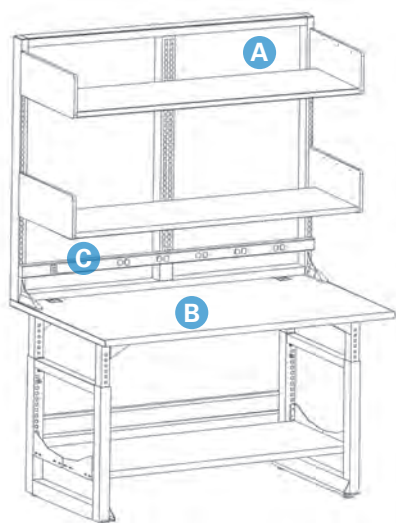
Configured	LMS 4 – 84" wide
8LH1	84"W x 72"H Modular full frame
8L27	84"H Uprights (qty. 2)
LF32	72"W x 36"H Worksurface with cantilevers
MG07	48"W x 18"H Hook-on laminate shelves (qty. 4)



TechBench Workbench System



TechBench Workbench System



- A** Strong, durable, modular steel TechOrganizer allows for a myriad of desktop and overhead storage accessories and options. Helps to keep worksurfaces clear and contributes to proper 'lean' lab management principles.
- B** Worksurfaces are available in high-pressure laminate, phenolic resin and maple hardwood.
- C** Integrated modular power and data distribution solutions are available.



Features & benefits

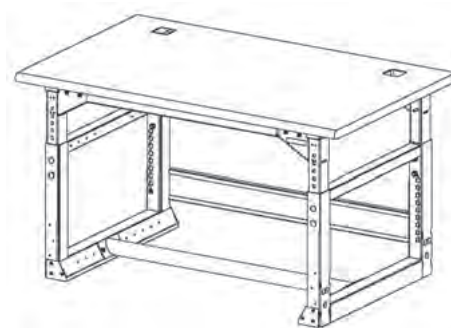
- Strength and durability required in today's instrumentation chemistry applications
- Optional components for space management and storage for analytical instrumentation and supplies
- Flexible solutions for flat panel displays, computers, keyboards, power, and data
- Height configurable from desk to workbench height
- Available in 24" to 96" widths and 30" and 36" worksurface depths
- Multiple worksurface materials are available

Linear TechBench (laminate worksurface)

Item	Description
TBLW7236A	72"W x 36"D TechBench with laminate worksurface
TBLW6036A	60"W x 36"D TechBench with laminate worksurface
TBLW4836A	48"W x 36"D TechBench with laminate worksurface
TBLW3636A	36"W x 36"D TechBench with laminate worksurface

Linear TechBench (maple worksurface)

Item	Description
TBMW7236A	72"W x 36"D TechBench with solid maple worksurface
TBMW6036A	60"W x 36"D TechBench with solid maple worksurface
TBMW4836A	48"W x 36"D TechBench with solid maple worksurface
TBMW3636A	36"W x 36"D TechBench with solid maple worksurface



TechBench Workbench System

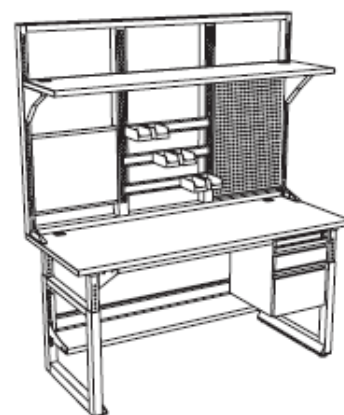
Configured linear TechBench - 48" wide

Item	Description
Configured	48"W x 36"D TechBench with 48" TechOrganizer and shelving
TBLW4836A	48"W x 36"D TechBench with laminate worksurface
TBAFS4822	Adjustable full shelf
TF48481	48"W x 48"H TechOrganizer
LE21	48" Electronic shelf (qty. 2)



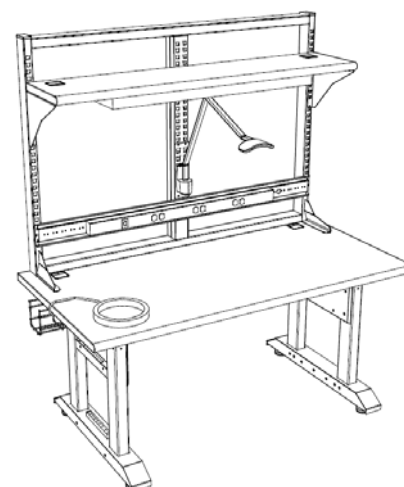
Configured linear TechBench - 72" wide

Item	Description
Configured	72" Wide configured TechBench
TBLW7230A	72"W X 30"D Linear TechBench with laminate top
TBAPS7212	72" Partial shelf
TF48721	48"H Linear TechOrganizer, 72"W
BLS7218	72" Laminate shelf, 18"D
TWB1924	19"H White board, 24"W
MB40	24" Small bin rail (qty. 3)
TPB3624	36"H Peg board, 24"W
C98009	3" Akro-bins (case of 24), yellow
C830MM	(6"/12") Suspended pedestal
TBFACP1530	Fixed accessory plate



Sit to Stand Electronic TechBench - 60" W x 30" D

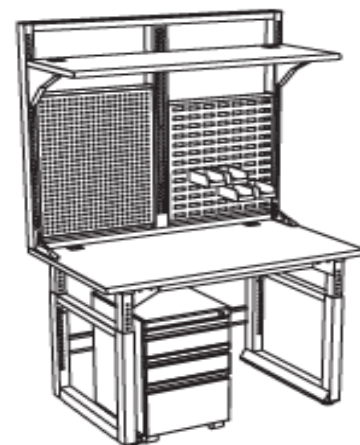
Item	Description
Configured	60" W x 30" D Sit to Stand configured TechBench
TBLW6030STS	60"W X 30"D Sit to Stand Linear TechBench with laminate top
TF36541	36"H Linear TechOrganizer, 54"W
TOLS5412	54" Plus laminate shelf, 12"D
TBFB60STS	60" Linear cable basket TB STS
LPWR54	54"W Pwr. Mgt. Brkt STS TO
TOACATRPDS	Adapter Bracket for Dbl. Trapezoid
AR3000WDMBKSLT	Z-Bar Lamp, Black
C903MM	Speidel Wrist Strap
C904MM	Quad Grounding Jack
LA6500	Grounding Bar



TechBench Workbench System

Configured linear TechBench - 48" wide

Item	Description
Configured	48" Wide configured TechBench
TBLW4830A	48"W X 30"D Linear TechBench with laminate top
TF48481	48"H Linear TechOrganizer, 48"W
TPB3624	36"H Peg board, 24"W
TBB3224	32"H Bin board, 24"W
BLS4818	48" Plus laminate shelf, 18"D
C845	Box/box/file mobile pedestal
C98009	3" Akro-bins (case of 24), yellow



Linear TechBench accessories

Item	Description
TBHDC0558	Heavy-duty caster kit (includes set of 4 casters)
TBFT4800A	Foot rest tube

TechBench



A full line of analytical lab furniture is available.
Contact your local account representative for pricing.

Paramount Enclosure System




Paramount Enclosure System

Paramount™ enclosures, with its accompanying integrated technologies, provides unmatched reliability to better store, cool, power, manage and secure your mission-critical electronics and servers.

Features & benefits

- Unique design allows for easy reconfiguration for changing needs
- Available in a variety of heights, depths and widths
- Full line of accessories to meet the specific storage requirements of virtually all network equipment.

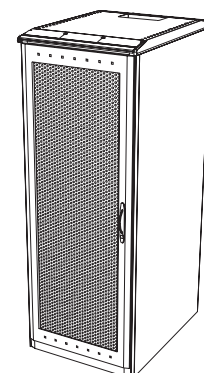
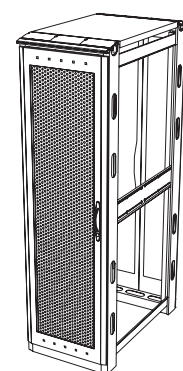
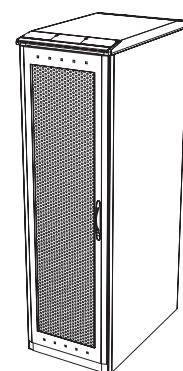


Paramount enclosures

Item	Description	Shipping Weight
Configured	Paramount 24" wide enclosure	322.4 lbs.
JW842440	84"H x 24"W x 40"D Welded Paramount frame	109 lbs.
JFTK24	24"W Paramount frame trim kit	7 lbs.
JSPS8440	44U x 40"D Solid side panel (qty. 2)	84 lbs.
JDF8424L	84"H x 24"W Door frame - left hinged	21 lbs.
JDP84242	84"H x 24"W Fully perforated door with standard lock	7 lbs.
WL100	Removable lock core with 2 keys (qty. 2)	.4 lbs.
JDD8421	84"H x 24"W Split rear door, perforated	33 lbs.
JTPS2440	24"W x 40"D Solid top panel	12 lbs.
JRM10000	44U Paramount rail - 19" EIA - .375" square hole (includes 4)	49 lbs.

Item	Description	Shipping Weight
Configured	Paramount add-on enclosure	238.4 lbs.
JW842440	84"H x 24"W x 40"D Welded Paramount frame	109 lbs.
JFTK24	24"W Paramount frame trim kit	7 lbs.
JDF8424L	84"H x 24"W Door frame - left hinged	21 lbs.
JDP84242	84"H x 24"W Fully perforated door with standard lock	7 lbs.
WL100	Removable lock core with 2 keys (qty. 2)	.4 lbs.
JDD8421	84"H x 24"W Split rear door, perforated	33 lbs.
JTPS2440	24"W x 40"D Solid top panel	12 lbs.
JRM10000	44U Paramount rail - 19" EIA - .375" square hole (includes 4)	49 lbs.

Item	Description	Shipping Weight
Configured	Paramount 30" wide enclosure	398.4 lbs.
JW843040	84"H x 30"W x 40"D Welded Paramount frame	115 lbs.
JFTK30	30"W Paramount frame trim kit	9 lbs.
JSPS8440	44U x 40D Solid side panel (qty. 2)	84 lbs.
JDF8430L	84"H x 30"W Door frame - left hinged	22 lbs.
JDP84302	84"H x 30"W Fully perforated door with standard lock	9 lbs.
WL100	Removable lock core with 2 keys (qty. 2)	.4 lbs.
JDD8431	84"H x 30"W Split rear door, perforated	35 lbs.
JTP10005	30"W x 40"D, High density solid top panel, OHCM	14 lbs.
JRM10039	44U Reducer rail - 19" EIA - .375" square hole (includes 4)	110 lbs.



Vantage Enclosure System



Features & benefits

Vantage Characteristics

- 12U, 25U, 35U, 40U, 42U, 45U & 50U
- Widths: 24", 27", 30"
- Frame Depths: 25", 31", 36", 42" & 48"
- Full Doors & Split Doors
- 2 Bay - (2) 22Us and 3 Bay (3) 14Us

Color Options

- 2,000 Weight Capacity
- Ships Fully Assembled

- Fully-perforated doors and top ensure adequate cooling, providing the front-to-back airflow
- A wide variety of components and accessories, the Vantage enclosure can be custom configured to suit your needs.
- Additional security is available by utilizing locks on side panels and front and rear doors.