

Providing solutions for your most demanding applications

Teflon[®] hose



Powering Business Worldwide

Teflon[®] hose

Everflex[®] smooth bore

S-Series	G-3
SC-Series	G-4
S-TW Series	G-5
SC-TW Series	G-6
HI-PSI Series	G-7

Specialty and truck

2807	G-8
8000	G-9
8500	G-9
FC740	G-10

G

Teflon[®] is a trademark of The Chemours Company FC, LLC used under license by Eaton.




Teflon® hose

G

Everflex® smooth bore


S-Series Smooth bore non-dissipating G-3




SC-Series Smooth bore static dissipating G-4



S-TW Series Smooth bore non-dissipating G-5



SC-TW Series Smooth bore static dissipating G-6



Hi-PSI Series Smooth bore static dissipating G-7



Specialty and truck

2807 PTFE G-8




8000 Non-conductive G-9



8500 Conductive G-9



FC740 Smooth bore static dissipating G-10



S-Series

Everflex® smooth bore non-dissipating



G

# Part number	Hose I.D.		Hose O.D.		Working pressure		Minimum burst pressure		Minimum bend radius		Weight		Vacuum service
	mm	in	mm	in	bar	psi	bar	psi	mm	in	Kg/m	lbs/ft	In/Hg
S-3	3,2	0.13	6,8	0.27	241	3,500	965	14,000	25,4	1.00	0,07	0.05	28
S-4	4,8	0.19	8,6	0.34	206	3,000	827	12,000	38,1	1.50	0,12	0.08	28
S-5	6,4	0.25	10,2	0.40	206	3,000	827	12,000	50,8	2.00	0,13	0.09	28
S-6	7,9	0.31	11,7	0.46	172	2,500	689	10,000	88,9	3.50	0,18	0.12	28 ‡
S-8	10,4	0.41	14,7	0.58	137	2,000	551	8,000	114,3	4.50	0,22	0.15	28 ‡
S-10 *	12,7	0.50	17,3	0.68	120	1,750	482	7,000	127,0	5.00	0,30	0.20	28 ‡
S-12 *	15,7	0.62	20,3	0.80	103	1,500	413	6,000	152,4	6.00	0,34	0.23	28 ‡
S-16	22,4	0.88	27,2	1.07	68	1,000	275	4,000	228,6	9.00	0,46	0.31	12 ‡
S-16Z ◊	22,4	0.88	28,7	1.13	86	1,250	344	5,000	185,4	7.30	0,73	0.49	12 ‡
S-20Z ◊	28,4	1.12	35,3	1.39	68	1,000	275	4,000	279,4	11.00	0,97	0.65	12 ‡
316 Stainless steel braid													
S316-4	4,8	0.19	8,6	0.34	206	3,000	827	12,000	38,1	1.50	0,12	0.08	28
S316-6	7,9	0.31	11,7	0.46	172	2,500	689	10,000	88,9	3.50	0,18	0.12	28 ‡
S316-8	10,4	0.41	14,7	0.58	103	1,500	414	6,000	114,3	4.50	0,22	0.15	28 ‡
S316-12	15,7	0.62	20,1	0.78	86	1,250	345	5,000	152,4	6.00	0,34	0.23	28 ‡
S316-16	22,4	0.88	27,2	1.07	62	900	248	3,600	228,6	9.00	0,46	0.31	12 ‡

Construction

Tube: Non-conductive Teflon inner tube

Cover: 304 or 316 stainless steel braid

Operating parameters

-54°C to +230°C
(-65°F to +450°F)

Application

- Steam
- Compressor discharge
- Chemical transfer
- 316 Stainless braided hose can be used in marine applications and other environments where corrosion is an issue

For more information on agency listings, specific fluid applications and high temperature ratings see section A or contact Eaton technical support.

Fitting reference**Fittings**

For fitting selection see Everflex Catalog E-HOEV-MC001-E.

For additional product information refer to the Everflex catalog E-HOEV-MC001-E.

Warning: These hoses can be used to convey hazardous chemicals, steam, hot liquids or other dangerous materials which can cause death, serious bodily injury including burns, pressure wounds or chemical exposure if released accidentally. They should, therefore, only be handled or worked on by personnel properly trained in the safe handling of the materials or chemicals conveyed in the hoses.

◊ "Z" Designates a double braid of 304 stainless steel wire.

* The operating pressure of 1/2" I.D. hoses are lowered to 1500 psi and 5/8" I.D. hoses are lowered to 1250 psi when Brass Everswage fittings are used.

‡ Maximum negative pressure for -16 and larger are suitable for hose which has suffered no external damage or kinking. If greater negative pressures are required for -16 and larger hoses, the use of an internal support coil is recommended. Use of an internal support coil in -06 and larger hose is recommended for tube support where extended or continuous service at high temperature together with low or negative pressure is expected.

Teflon® hose

Everflex® smooth bore

G

SC-Series

Everflex® smooth bore static dissipating

Carbon black used meets 21CFR178.3297 for FDA compliance



# Part number	Hose I.D.		Hose O.D.		Working pressure		Minimum burst pressure		Minimum bend radius		Weight		Vacuum service
	mm	in	mm	in	bar	psi	bar	psi	mm	in	Kg/m	lbs/ft	In/Hg
SC-3	3,2	0.13	6,8	0.27	241	3,500	965	14,000	25,4	1.00	0,07	0.05	28
SC-4	4,8	0.19	8,6	0.34	206	3,000	827	12,000	38,1	1.50	0,12	0.08	28
SC-5	6,4	0.25	10,2	0.4	206	3,000	827	12,000	50,8	2.00	0,13	0.09	28
SC-6	7,9	0.31	11,7	0.46	172	2,500	689	10,000	88,9	3.50	0,18	0.12	28 ‡
SC-8	10,4	0.41	14,7	0.58	137	2,000	551	8,000	114,3	4.50	0,22	0.15	28 ‡
SC-10 *	12,7	0.50	17,3	0.68	120	1,750	482	7,000	127,0	5.00	0,30	0.20	28 ‡
SC-12 *	15,7	0.62	20,3	0.8	103	1,500	413	6,000	152,4	6.00	0,34	0.23	28 ‡
SC-16	22,4	0.88	27,2	1.07	68	1,000	275	4,000	228,6	9.00	0,46	0.31	12 ‡
316 Stainless steel braid													
S316-4	4,8	0.19	8,6	0.34	206	3,000	827	12,000	38,1	1.50	0,12	0.08	28
S316-6	7,9	0.31	11,7	0.46	172	2,500	689	10,000	88,9	3.50	0,18	0.12	28 ‡
S316-8	10,4	0.41	14,7	0.58	103	1,500	414	6,000	114,3	4.50	0,22	0.15	28 ‡
S316-12	15,7	0.62	20,1	0.78	86	1,250	345	5,000	152,4	6.00	0,34	0.23	28 ‡
S316-16	22,4	0.88	27,2	1.07	62	900	248	3,600	228,6	9.00	0,46	0.31	12 ‡

Construction

Tube: Conductive Teflon inner tube

Cover: One or two layers of stainless steel braid

Operating parameters

-54°C to +230°C
(-65°F to +450°F)

Application

- Steam
- Compressor discharge
- Chemical transfer
- 316 Stainless braided hose can be used in marine applications and other environments where corrosion is an issue

For more information on agency listings, specific fluid applications and high temperature ratings see section A or contact Eaton technical support.

Fitting reference

Fittings

For fitting selection see Everflex Catalog E-HOEV-MC001-E.

For additional product information refer to the Everflex catalog E-HOEV-MC001-E.



Warning: These hoses can be used to convey hazardous chemicals, steam, hot liquids or other dangerous materials which can cause death, serious bodily injury including burns, pressure wounds or chemical exposure if released accidentally. They should, therefore, only be handled or worked on by personnel properly trained in the safe handling of the materials or chemicals conveyed in the hoses.

‡ Maximum negative pressure for -16 and larger are suitable for hose which has suffered no external damage or kinking. If greater negative pressures are required for -16 and larger hoses, the use of an internal support coil is recommended. Use of an internal support coil in -06 and larger hose is recommended for tube support where extended or continuous service at high temperature together with low or negative pressure is expected.

◊ "Z" Designates a double braid of 304 stainless steel wire.

*The operating pressure of 1/2" I.D. hoses are lowered to 1500 psi and 5/8" I.D. hoses are lowered to 1250 psi when Brass Everswage fittings are used.

S-TW Series

Everflex® smooth bore non-dissipating

Meets: SAE 100R14A



# Part number	Hose I.D.		Hose O.D.		Working pressure		Minimum burst pressure		Minimum bend radius		Weight		Vacuum service	Hose ends
	mm	in	mm	in	bar	psi	bar	psi	mm	in	Kg/m	lbs/ft	In/Hg	
S-4TW	4,8	0.19	8,2	0.32	207 *	3,000 *	827	12,000	50,8	2.00	0,09	0.06	28	Everswage Field Attachable E-Series/ER-Series
S-5TW	6,4	0.25	10,1	0.40	207	3,000	827	12,000	76,2	3.00	0,12	0.08	28	Everswage Field Attachable E-Series
S-6TW	7,9	0.31	11,6	0.46	172 *	2,500 *	689	10,000	101,6	4.00	0,15	0.10	28 ‡	Everswage Field Attachable E-Series/ER-Series
S-7TW	9,6	0.38	13,4	0.53	138	2,000	552	8,000	127,0	5.00	0,16	0.11	28 ‡	Everswage
S-8TW	10,4	0.41	14,3	0.56	138 *	2,000 *	552	8,000	127,0	5.00	0,18	0.12	28 ‡	Everswage Field Attachable E-Series/ER-Series
S-10TW*	12,7	0.50	16,8	0.66	121 *	1,750 *	483	7,000	165,1	6.50	0,25	0.17	28 ‡	Everswage Field Attachable E-Series/ER-Series
S-12TW	15,7	0.62	20,1	0.79	103 *	1,500 *	414	6,000	190,5	7.50	0,28	0.19	28 ‡	Everswage Field Attachable E-Series/ER-Series
S-14TW	19,1	0.75	23,3	0.92	69	1,000	276	4,000	215,9	8.50	0,37	0.25	28 ‡	E-Series
S-16TW	22,4	0.88	26,9	1.06	69 *	1,000 *	276	4,000	228,6	9.00	0,40	0.27	12 ‡	Everswage Field Attachable
S-18ZTW ◊	25,4	1.00	31,6	1.24	69	1,000	276	4,000	304,8	12.00	0,79	0.53	12 ‡	E-Series
316 Stainless steel braid														
S-4TW316SS	4,8	0.19	8,6	0.34	206	3,000	827	12,000	38,1	1.50	0,12	0.08	28	Everswage Field Attachable E-Series
S-16TW316SS	7,9	0.31	11,7	0.46	172	2,500	689	10,000	88,9	3.50	0,18	0.12	28 ‡	Everswage Field Attachable E-Series

Construction

Tube: Non-conductive Teflon inner tube

Cover: 304 or 316 stainless steel braid

* Working pressure ratings with flat Crimped E-Series fittings only

S-4TW	3,500 psi
S-6TW	2,750 psi
S-8TW	2,250 psi
S-10TW	2,000 psi
S-12TW	1,500 psi
S-16TW	1,200 psi
S-18ZTW	1,200 psi

Operating parameters

-54°C to +230°C
(-65°F to +450°F)

Application

- Steam
- Compressor discharge
- Chemical transfer

For additional product information refer to the Everflex catalog E-HOEV-MC001-E.

For more information on agency listings, specific fluid applications and high temperature ratings see section A or contact Eaton technical support.

Fitting reference

Crimp

E Series: See brochure E-HOEV-MS002-E

FC Series	H-78-79
-----------	---------

Reusable

Super Gem	I-57-60
-----------	---------



Warning: These hoses can be used to convey hazardous chemicals, steam, hot liquids or other dangerous materials which can cause death, serious bodily injury including burns, pressure wounds or chemical exposure if released accidentally. They should, therefore, only be handled or worked on by personnel properly trained in the safe handling of the materials or chemicals conveyed in the hoses.

‡ Maximum negative pressure for -16 and larger are suitable for hose which has suffered no external damage or kinking. If greater negative pressures are required for -16 and larger hoses, the use of an internal support coil is recommended. Use of an internal support coil in -06 and larger hose is recommended for tube support where extended or continuous service at high temperature together with low or negative pressure is expected.

◊ "Z" Designates a double braid of 304 stainless steel wire.

* The operating pressure of 1/2" I.D. hoses are lowered to 1,500 psi and 5/8" I.D. hoses are lowered to 1,250 psi when Brass Everswage fittings are used.

Teflon® hose

Everflex® smooth bore

G

SC-TW Series

Everflex® smooth bore static dissipating

Meets: 100R14B, carbon black used meets 21CFR178.3297 for FDA compliance



# Part number	Hose I.D.		Hose O.D.		Working pressure		Minimum burst pressure		Minimum bend radius		Weight		Vacuum service	Hose ends
	mm	in	mm	in	bar	psi	bar	psi	mm	in	Kg/m	lbs/ft	In/Hg	
SC-4TW	4,8	0.19	8,2	0.32	207 *	3,000 *	827	12,000	50,8	2.00	0,09	0.06	28	Everswage Field Attachable E-Series/ER-Series
SC-5TW	6,4	0.25	10,1	0.40	207	3,000	827	12,000	76,2	3.00	0,12	0.08	28	Everswage Field Attachable E-Series
SC-6TW	7,9	0.31	11,6	0.46	172 *	2,500 *	689	10,000	101,6	4.00	0,15	0.10	28 ‡	Everswage Field Attachable E-Series/ER-Series
SC-7TW	9,6	0.38	13,4	0.53	138	2,000	552	8,000	127,0	5.00	0,6	0.11	28 ‡	Everswage
SC-8TW	10,4	0.41	14,3	0.56	138 *	2,000 *	552	8,000	127,0	5.00	0,18	0.12	28 ‡	Everswage Field Attachable E-Series/ER-Series
SC-10TW*	12,7	0.50	16,8	0.66	121 *	1,750 *	483	7,000	165,1	6.50	0,25	0.17	28 ‡	Everswage Field Attachable E-Series/ER-Series
SC-12TW*	15,7	0.62	20,1	0.79	103 *	1,500 *	414	6,000	190,5	7.50	0,28	0.19	28 ‡	Everswage Field Attachable E-Series/ER-Series
SC-14TW	19,1	0.75	23,3	0.92	69	1,000	276	4,000	215,9	8.50	0,37	0.25	28 ‡	E-Series
SC-16TW	22,4	0.88	26,9	1.06	69 *	1,000 *	276	4,000	228,6	9.00	0,40	0.27	12 ‡	Everswage Field Attachable
SC-18ZTW ◊	25,4	1.00	31,6	1.24	69	1,000	276	4,000	304,8	12.00	0,79	0.53	12 ‡	E-Series
316 Stainless steel braid														
SC-4TW316SS	4,8	0.19	8,2	0.34	207	3,000	827	12,000	50,8	2.00	0,09	0.06	28	Everswage Field Attachable E-Series
SC-16TW316SS	22,4	0.88	26,9	1.06	62	900	248	3600	228,6	9.00	0,40	0.27	12	Everswage Field Attachable E-Series

Construction

Tube: Non-conductive Teflon

Cover: One or two layers of stainless steel braid

* Working pressure ratings with flat Crimped E-Series fittings only

S-4TW	3,500 psi
S-6TW	2,750 psi
S-8TW	2,250 psi
S-10TW	2,000 psi
S-12TW	1,500 psi
S-16TW	1,200 psi
S-18ZTW	1,200 psi

Operating parameters

-54°C to +230°C
(-65°F to +450°F)

For additional product information refer to the Everflex catalog E-HOEV-MC001-E.

Application

- Steam
- Compressor discharge
- Chemical transfer
- 316 Stainless braided hose can be used in marine applications and other environments where corrosion is an issue

For more information on agency listings, specific fluid applications and high temperature ratings see section A or contact Eaton technical support.

Fitting reference

Crimp

E Series: See brochure E-HOEV-MS002-E

FC Series	H-78-79
-----------	---------

Reusable

Super Gem	I-57-60
-----------	---------

Warning: These hoses can be used to convey hazardous chemicals, steam, hot liquids or other dangerous materials which can cause death, serious bodily injury including burns, pressure wounds or chemical exposure if released accidentally. They should, therefore, only be handled or worked on by personnel properly trained in the safe handling of the materials or chemicals conveyed in the hoses.

‡ Maximum negative pressure for -16 and larger are suitable for hose which has suffered no external damage or kinking. If greater negative pressures are required for -16 and larger hoses, the use of an internal support coil is recommended. Use of an internal support coil in -06 and larger hose is recommended for tube support where extended or continuous service at high temperature together with low or negative pressure is expected.

◊ "Z" Designates a double braid of 304 stainless steel wire.

* The operating pressure of 1/2" I.D. hoses are lowered to 1500 psi and 5/8" I.D. hoses are lowered to 1250 psi when Brass Everswage fittings are used.

Hi-PSI Series
Everflex® smooth bore static dissipating



Part number	Hose I.D.		Hose O.D.		Working pressure at 72°		Working pressure at 400°		Minimum burst pressure		Minimum bend radius		Weight		Vacuum service	
	mm	in	mm	in	bar	psi	bar	psi	bar	psi	mm	in	Kg/m	lbs/ft	kPa	in/Hg
H504	5,6	0.22	9,8	0.39	345	5,000	207	3,000	1,103	16,000	38,1	1.50	0,15	0.10	94,8	28
H506	8,0	0.31	13,1	0.52	345	5,000	207	3,000	1,103	16,000	63,5	2.50	0,25	0.17	94,8 ‡	28 ‡
H508	10,3	0.41	16,0	0.63	345	5,000	207	3,000	1,103	16,000	73,7	2.90	0,36	0.24	94,8 ‡	28 ‡
H510	12,7	0.50	19,3	0.76	345	5,000	207	3,000	1,103	16,000	83,8	3.30	0,51	0.34	94,8 ‡	28 ‡
H512	16,5	0.65	25,1	0.99	345	5,000	207	3,000	1,103	16,000	101,6	4.00	1,02	0.68	94,8 ‡	28 ‡
H516	22,2	0.88	33,4	1.32	345	5,000	207	3,000	1,103	16,000	127,0	5.00	1,72	1.16	40,6 ‡	12 ‡
H520	28,6	1.13	41,1	1.62	345	5,000	207	3,000	1,103	16,000	304,8	12.00	2,47	1.66	40,6 ‡	12 ‡
H524	34,9	1.38	47,5	1.87	276	4,000	207	3,000	827	12,000	355,6	14.00	2,97	1.99	40,6 ‡	12 ‡

Construction

Tube: Heavy wall conductive Teflon inner tube

Cover: One or two layers of 304 stainless steel wire braid

Operating parameters

-54°C to +240°C
(-65°F to +400°F)

Application

- Steam
- Compressor discharge
- Chemical transfer
- High pressure applications

For additional product information refer to the Everflex catalog E-HOEV-MC001-E.

For more information on agency listings, specific fluid applications and high temperature ratings see section A or contact Eaton technical support.

Fitting reference

Factory crimp only. For more information contact Eaton technical support.

Hose/Tube size	Insert part number	Collar part number	Female JIC thread size	Hose assembly part number
-4	H20004-4-316/4	H70000-4-304	7/16-20	FK4650EEE-Length
-6	H20006-6-316/4	H70000-6-304	9/16-18	FK4650GGG-Length
-8	H20008-8-316/4	H70000-8-304	3/4-16	FK4650HHH-Length
-10	H20010-10-316/4	H70000-10-304	7/8-14	FK4650JJJ-Length
-12*	H20012-12-316/4	H70000-12-304	1-1/16-12	FK4650KKK-Length
-16*	H20016-16-316/4	H70000-16-304	1-5/16-12	FK4650MMM-Length
-20**	H20020-20-316/4	H70000-20-304	1-5/8-12	FK4650NNN-Length
-24**	H20024-24-316/4	H70000-24-304	1-7/8-12	FK4650PPP-Length

Hose assemblies must be assembled by Eaton. Standard Stainless Steel JIC fittings are available.

* 55' Max length

** 25' Max length

Warning: These hoses can be used to convey hazardous chemicals, steam, hot liquids or other dangerous materials which can cause death, serious bodily injury including burns, pressure wounds or chemical exposure if released accidentally. They should, therefore, only be handled or worked on by personnel properly trained in the safe handling of the materials or chemicals conveyed in the hoses.

‡ Maximum negative pressure for -16 and larger are suitable for hose which has suffered no external damage or kinking. If greater negative pressures are required for -16 and larger hoses, the use of an internal support coil is recommended. Use of an internal support coil in -06 and larger hose is recommended for tube support where extended or continuous service at high temperature together with low or negative pressure is expected.

Teflon® hose

Specialty and truck

G

2807

PTFE

Meets: SAE 100R14A
DNV, USCG, ABS



# Part number	Hose I.D.		Hose O.D.		Maximum operating pressure		Minimum burst pressure		Minimum bend radius		Weight		Vacuum service	
	mm	in	mm	in	bar	psi	bar	psi	mm	in	kg/m	lbs/ft	kPa	in/Hg
2807-3	3,6	0.14	6,4	0.25	210,0	3000	840,0	12000	38,1	1.50	0,06	0.04	94,8	28
2807-4	4,8	0.19	7,6	0.30	210,0	3000	840,0	12000	50,8	2.00	0,09	0.06	94,8	28
2807-5	6,6	0.26	9,4	0.37	210,0	3000	840,0	12000	76,2	3.00	0,12	0.08	94,8	28
2807-6	8,1	0.32	10,9	0.43	175,0	2500	700,0	10000	101,6	4.00	0,15	0.10	94,8‡	28‡
2807-8	10,7	0.42	13,7	0.54	140,0	2000	560,0	8000	133,4	5.25	0,18	0.12	94,8‡	28‡
2807-10	13,0	0.51	16,0	0.63	105,0	1500	420,0	6000	165,1	6.50	0,24	0.16	94,8‡	28‡
2807-12	16,3	0.64	19,3	0.76	84,0	1200	335,0	4800	196,9	7.75	0,27	0.18	94,8‡	28‡
2807-16	22,4	0.88	26,2	1.03	70,0	1000	280,0	4000	228,6	9.00	0,39	0.26	40,6‡	12‡
2807-20	28,4	1.12	32,8	1.29	43,0	625	175,0	2500	406,4	16.00	0,51	0.34	40,6‡	12‡

Construction

Tube: Extruded PTFE tube

Cover: Single layer stainless steel wire braid

Operating parameters

-73°C to +260°C
(-100°F to +500°F)
Steam 200 psi at
+388°F max

Application

- Hot air, steam, compressor discharge
- Most chemical applications
- Not recommended for steam-cold water cycling

For more information on agency listings, specific fluid applications and high temperature ratings see section A or contact Eaton technical support.

For additional product information refer to the Everflex catalog E-HOEV-MC001-E.

Fitting reference

Crimp

E Series: See brochure E-HOEV-MS002-E

FC Series	H-78-79
-----------	---------

Reusable

Super Gem	I-57-60
-----------	---------

See Eaton Everflex Hose Catalog E-HOEV-MC001-E for Conv-0-Crimp fitting options.

Warning: These hoses can be used to convey hazardous chemicals, steam, hot liquids or other dangerous materials which can cause death, serious bodily injury including burns, pressure wounds or chemical exposure if released accidentally. They should, therefore, only be handled or worked on by personnel properly trained in the safe handling of the materials or chemicals conveyed in the hoses.

‡ Maximum negative pressure for -.06 and larger are suitable for hose which has suffered no external damage or kinking. If greater negative pressures are required for -.06 and larger hoses, the use of an internal support coil is recommended. Use of an internal support coil in -.06 and larger PTFE hose is recommended for tube support where extended or continuous service at high temperature together with low or negative pressure is expected.

8000 Series

Convolute hose: Non-conductive



# Part number	Hose size	Nominal I.D.		Maximum nominal O.D.		Hose I.D.	Maximum operating pressure		Minimum burst pressure		Minimum bend radius		Weight		Vacuum service
		mm	in	mm	in		bar	psi	bar	psi	mm	in	kg/m	lbs/ft	
8008	-8	14,5	0.57	20,6	0.81	1/2	103	1500	413	6000	38,1	1.5	0,10	0.23	28
8012	-12	21,1	0.83	27,9	1.10	3/4	86	1250	345	5000	63,5	2.5	0,14	0.31	28
8016	-16	26,9	1.06	34,0	1.34	1	62	900	248	3600	76,2	3.0	0,19	0.42	20
8020	-20	33,3	1.31	40,6	1.60	1 1/4	62	900	248	3600	88,9	3.5	0,24	0.52	12
8024	-24	40,1	1.58	46,5	1.83	1 1/2	52	750	206	3000	114,3	4.5	0,27	0.59	10
8032	-32	52,3	2.06	60,5	2.38	2	35	500	138	2000	152,4	6.0	0,39	0.86	5

8500 Series

Convolute hose: Conductive

Static dissipating



# Part number	Hose size	Nominal I.D.		Maximum nominal O.D.		Hose I.D.	Maximum operating pressure		Minimum burst pressure		Minimum bend radius		Weight		Vacuum service
		mm	in	mm	in		bar	psi	bar	psi	mm	in	kg/m	lbs/ft	
8508	-8	14,5	0.57	20,6	0.81	1/2	103	1500	413	6000	38,1	1.5	0,10	0.23	28
8512	-12	21,1	0.83	27,9	1.10	3/4	86	1250	345	5000	63,5	2.5	0,14	0.31	28
8516	-16	26,9	1.06	34,0	1.34	1	62	900	248	3600	76,2	3.0	0,19	0.42	20
8520	-20	33,3	1.31	40,6	1.60	1 1/4	62	900	248	3600	88,9	3.5	0,24	0.52	12
8524	-24	40,1	1.58	46,5	1.83	1 1/2	52	750	206	3000	114,3	4.5	0,27	0.59	10
8532	-32	52,3	2.06	60,5	2.38	2	35	500	138	2000	152,4	6.0	0,39	0.86	5

Construction

Tube: Convolute Teflon® tube

Conductive static dissipating black liner

Reinforcement: 304 stainless steel wire braid

Operating parameters

-54°C to +204°C
(-65°F to +400°F)

Application

- Automotive
- Platen presses
- Pharmaceutical
- Bus and truck
- Reverse osmosis
- Hydraulics
- Chemical processing
- Steam, air, water
- Tire manufacturing
- Electronics
- Steel mills
- Food processing
- Tank truck transfer
- 8500 Series is for applications where flow induced electrostatic charges can occur.

For more information on agency listings, specific fluid applications and high temperature ratings see section A or contact Eaton technical support.

For additional product information refer to the Everflex catalog E-HOEV-MC001-E.

Fitting reference

See Eaton Everflex Hose Catalog E-HOEV-MC001-E for Conv-0-Crimp fitting options.

Factory crimp only. For more information contact Eaton technical support.

Warning: These hoses can be used to convey hazardous chemicals, steam, hot liquids or other dangerous materials which can cause death, serious bodily injury including burns, pressure wounds or chemical exposure if released accidentally. They should, therefore, only be handled or worked on by personnel properly trained in the safe handling of the materials or chemicals conveyed in the hoses.

Teflon® hose


Specialty and truck

G

FC740

Smooth bore

Static dissipating



# Part number	Hose I.D.		Hose O.D.		Maximum operating pressure		Minimum burst pressure		Minimum bend radius		Weight		Vacuum service		Hose ends
	mm	in	mm	in	bar	psi	bar	psi	mm	in	kg/m	lbs/ft	kPa	in/Hg	
FC740-03	3,2	0.13	9,4	0.37	210	3000	840,0	12,000	38,1	1.50	0,10	0.07	94,8	28	Factory crimp only
FC740-04	4,8	0.19	10,7	0.42	210	3000	840,0	12,000	50,8	2.00	0,12	0.08	94,8	28	Factory crimp only
FC740-05	6,4	0.25	12,1	0.48	210	3000	840,0	12,000	76,2	3.00	0,15	0.10	94,8	28	Factory crimp only
FC740-06	7,9	0.31	13,6	0.54	175	2500	700,0	10,000	101,6	4.00	0,18	0.12	94,8†	28†	Factory crimp only
FC740-08	10,3	0.41	16,4	0.65	140	2000	560,0	8,000	133,4	5.25	0,24	0.16	94,8†	28†	Factory crimp only

Construction

Tube: Conductive extruded PTFE

Reinforcement: Stainless steel single wire braid

Cover: Fire resistant black polyester blend cover with a blue tracer

Operating parameters

-40°C to +260°C
(-40°F to +500°F)

Application

- Steam
- Compressor discharge
- Chemical transfer
- High temperature fuel line

For more information on agency listings, specific fluid applications and high temperature ratings see section A or contact Eaton technical support.

For additional product information refer to the Everflex catalog E-HOEV-MC001-E.

Fitting reference

Contact Eaton technical support for additional fitting information.



Warning: These hoses can be used to convey hazardous chemicals, steam, hot liquids or other dangerous materials which can cause death, serious bodily injury including burns, pressure wounds or chemical exposure if released accidentally. They should, therefore, only be handled or worked on by personnel properly trained in the safe handling of the materials or chemicals conveyed in the hoses.