





Fabrikant Manufacturer Hersteller Fabricant Fabricante	Chassis Chassis Chassis Châssis Chasis	Motor Engine Motor Moteur Motor Type	Versn.bak Gearbox Getriebe Boîte d.Vit. Cambio		Set Kit Kit Kit Kit Ref.	Drukgroep Clutchcover K-Druckplatte Mécanisme Mecanismo Ref.	Frikatieplaat Drivenplate K-Scheibe Disque Disco Ref.	Druklager Bearing Ausrücker Butée Cojinete Ref.
HINO								
FS2PLKD					68.370 	 GFMZ2/380	→ 380x2"x10 DZO	←