













Fabrikant Manufacturer Hersteller Fabricant Fabricante	Chassis Chassis Chassis Châssis Chasis	Motor Engine Motor Moteur Motor	Versn.bak Gearbox Getriebe Boîte d.Vit. Cambio		Set Kit Kit Kit Kit Ref.	Drukgroep Clutchcover K-Druckplatte Mécanisme Mecanismo	Friktrieplaat Drivenplate K-Scheibe Disque Disco	Druklager Bearing Ausrücker Butée Cojinete
		ltr Type			Ref.	Ref. Type	Ref. Ø+N Type	Ref.
DAF								
SERIE 45								
45.120					60.173	16251.0 13DS	13208.0 13"x1.1/2"x10 VO	19234.0
45.130		DAF302			60.173	16251.0 13DS	13208.0 13"x1.1/2"x10 VO	19234.0
45.150		DAF310 13"K 14"K			60.172 60.175	16252.0 13DS 16253.0 14DS	13208.0 13"x1.1/2"x10 VO 13209.0 14"x1.1/2"x10 VO	19234.0 19234.0
45.160		DAF311 13"K 14"K			60.172 60.175	16252.0 13DS 16253.0 14DS	13208.0 13"x1.1/2"x10 VO 13209.0 14"x1.1/2"x10 VO	19234.0 19234.0
SERIE LF 45								
LF 45.150		BE110C	ZF S5-42 ZF 6S850	0101-	60.239 60.241	16267.0 MF362 16284.0 MF395	13283.0 362x1.1/2"x10 DGZO 13286.0 395x1.1/2"x10 DGZO	19572.0 19230.0
LF 45.170		BE123C	ZF S5-42 ZF 6S850	0101-	60.239 60.241	16267.0 MF362 16284.0 MF395	13283.0 362x1.1/2"x10 DGZO 13286.0 395x1.1/2"x10 DGZO	19572.0 19230.0
LF 45.180		CE136C	ZF S5-42 ZF 6S850	0101-	60.239 60.241	16267.0 MF362 16284.0 MF395	13283.0 362x1.1/2"x10 DGZO 13286.0 395x1.1/2"x10 DGZO	19572.0 19230.0
LF 45.220		CE162C	ZF S5-42 ZF 6S850	0101-	60.239 60.241	16267.0 MF362 16284.0 MF395	13283.0 362x1.1/2"x10 DGZO 13286.0 395x1.1/2"x10 DGZO	19572.0 19230.0
SERIE 50								
50.130		302/CT96		9001-9612	60.173	16251.0 13DS	13208.0 13"x1.1/2"x10 VO	19234.0
50.150 T		310/CT108		9001-9612	60.172	16252.0 13DS	13208.0 13"x1.1/2"x10 VO	19234.0
50.160 T		311/CS119		9001-9612	60.175	16253.0 14DS	13209.0 14"x1.1/2"x10 VO	19234.0
50.180		CS134		9601-	60.201	16275.0 14DS	14190.0 14"x1.1/2"x10 VO	19234.0
SERIE 55								
55.130		302/CT96	5+6V	9105-	60.172	16252.0 13DS	13208.0 13"x1.1/2"x10 VO	19234.0
55.160		CS118M	6V 9V	9501-	60.201 60.202	16275.0 14DS 16275.0 14DS	14190.0 14"x1.1/2"x10 VO 14293.0 14"x1.3/4"x10 VO	19234.0 19234.0
55.180		CS133M	6V 9V	9501-	60.201 60.202	16275.0 14DS 16275.0 14DS	14190.0 14"x1.1/2"x10 VO 14293.0 14"x1.3/4"x10 VO	19234.0 19234.0



Fabrikant Manufacturer Hersteller Fabricant Fabricante	Chassis Chassis Chassis Châssis Chasis	Motor Engine Motor Moteur Motor	Versn.bak Gearbox Getriebe Boîte d.Vit. Cambio		Set Kit Kit Kit Kit Ref.	Drukgroep Clutchcover K-Druckplatte Mécanisme Mecanismo	Frikctieplaat Drivenplate K-Scheibe Disque Disco	Druklager Bearing Ausrücker Butée Cojinete
		ltr Type			Ref.	Ref. Type	Ref. Ø+N Type	Ref.
								
DAF								
SERIE LF 55								
LF 55.170		BE123C Standard clutch Selfadjusting clutch	ZF 6S850	0101-	60.241 70.901 ☺	16284.0 MF395 395	13286.0 395x1.1/2"x10 395x1.1/2"x10 DGZO	19230.0
LF 55.170		BE123C Standard clutch Selfadjusting clutch	EATON 6309	0101-	60.242 70.902 ☺☺	16284.0 MF395 395	13287.0 395x1.3/4"x10 395x1.3/4"x10 DGZO	19230.0
LF 55.180		CE136C Standard clutch Selfadjusting clutch	ZF 6S850	0101-	60.241 70.901 ☺	16284.0 MF395 395	13286.0 395x1.1/2"x10 395x1.1/2"x10 DGZO	19230.0
LF 55.180		CE136C Standard clutch Selfadjusting clutch	EATON 6309	0101-	60.242 70.902 ☺☺	16284.0 MF395 395	13287.0 395x1.3/4"x10 395x1.3/4"x10 DGZO	19230.0
LF 55.220		CE162C Standard clutch Selfadjusting clutch	ZF 6S850	0101-	60.241 70.901 ☺	16284.0 MF395 395	13286.0 395x1.1/2"x10 395x1.1/2"x10 DGZO	19230.0
LF 55.220		CE162C Standard clutch Selfadjusting clutch	EATON 6309	0101-	60.242 70.902 ☺☺	16284.0 MF395 395	13287.0 395x1.3/4"x10 395x1.3/4"x10 DGZO	19230.0
LF 55.250		CE184C Standard clutch Selfadjusting clutch	ZF 6S850	0101-	60.241 70.901 ☺	16284.0 MF395 395	13286.0 395x1.1/2"x10 395x1.1/2"x10 DGZO	19230.0
LF 55.250		CE184C Standard clutch Selfadjusting clutch	EATON 6309	0101-	60.242 70.902 ☺☺	16284.0 MF395 395	13287.0 395x1.3/4"x10 395x1.3/4"x10 DGZO	19230.0
SERIE F 60								
F 60.180			ZF S6-36 ZF S9-75	-9701	60.154 60.152	16212.0 MF350 16212.0 MF350	14221.0 350x1.1/2"x10 V2LO 14211.0 350x1.3/4"x10 V2LO	19852.0 19230.0
F 60.210			ZF S6-36 ZF S9-75	-9701	60.154 60.152	16212.0 MF350 16212.0 MF350	14221.0 350x1.1/2"x10 V2LO 14211.0 350x1.3/4"x10 V2LO	19852.0 19230.0
SERIE F 65	9301-9812							
F 65.180		NS133	ZF 6S850	9301-9812	60.237	16267.0 MF362	13277.0 362x1.1/2"x10 GTZ	19230.0
F 65.180		NS133	ZF S6-36	9301-9701	60.154	16212.0 MF350	14221.0 350x1.1/2"x10 V2LO	19852.0
F 65.180		NS133	ZF S6-36	9701-9812	60.199	16267.0 MF362	13277.0 362x1.1/2"x10 GTZ	19852.0
F 65.180		NS133	ZF S9-75	9301-9701	60.152	16212.0 MF350	14211.0 350x1.3/4"x10 V2LO	19230.0
F 65.180		NS133	ZF S9-75	9701-9812	60.238	16267.0 MF362	13278.0 362x1.3/4"x10 GTZ	19230.0



















Fabrikant Manufacturer Hersteller Fabricant Fabricante	Chassis Chassis Chassis Châssis Chasis	Motor Engine Motor Moteur Motor	Versn.bak Gearbox Getriebe Boîte d.Vit. Cambio		Set Kit Kit Kit Kit Ref.	Drukgroep Clutchcover K-Druckplatte Mécanisme Mecanismo	Frikctieplaat Drivenplate K-Scheibe Disque Disco	Druklager Bearing Ausrücker Butée Cojinete
		ltr Type			Ref.	Ref. Type	Ref. Ø+N Type	Ref.
								
DAF								
F 65.210		NS133	ZF 6S850	9301-9812	60.237	16267.0 MF362	13277.0 362x1.1/2"x10 GTZ	19230.0
F 65.210		NS133	ZF S6-36	9301-9701	60.154	16212.0 MF350	14221.0 350x1.1/2"x10 V2LO	19852.0
F 65.210		NS133	ZF S6-36	9701-9812	60.199	16267.0 MF362	13277.0 362x1.1/2"x10 GTZ	19852.0
F 65.210		NS133	ZF S9-75	9301-9701	60.152	16212.0 MF350	14211.0 350x1.3/4"x10 V2LO	19230.0
F 65.210		NS133	ZF S9-75	9701-9812	60.238	16267.0 MF362	13278.0 362x1.3/4"x10 GTZ	19230.0
F 65.230			ZF S9-75	9701-	60.200	16267.0 MF362	13278.0 362x1.3/4"x10 GTZ	19863.0
F 65.240		NS133	ZF 6S850	9301-9812	60.237	16267.0 MF362	13277.0 362x1.1/2"x10 GTZ	19230.0
F 65.240		NS133	ZF S6-36	9301-9701	60.154	16212.0 MF350	14221.0 350x1.1/2"x10 V2LO	19852.0
F 65.240		NS133	ZF S6-36	9701-9812	60.199	16267.0 MF362	13277.0 362x1.1/2"x10 GTZ	19852.0
F 65.240		NS133	ZF S9-75	9301-9701	60.152	16212.0 MF350	14211.0 350x1.3/4"x10 V2LO	19230.0
F 65.240		NS133	ZF S9-75	9701-9812	60.238	16267.0 MF362	13278.0 362x1.3/4"x10 GTZ	19230.0
SERIE 65 CF 9801-0101								
65 CF 180		NS133	ZF 6S850	9802-0101	60.237	16267.0 MF362	13277.0 362x1.1/2"x10 GTZ	19230.0
65 CF 210		NS156	ZF 6S850	9802-0101	60.237	16267.0 MF362	13277.0 362x1.1/2"x10 GTZ	19230.0
65 CF 240		NS177	ZF 6S850	9802-0101	60.237	16267.0 MF362	13277.0 362x1.1/2"x10 GTZ	19230.0
SERIE CF 65 0101-								
CF 65.180		CE136C <i>Standard clutch</i> <i>Selfadjusting clutch</i>	ZF 6S850	0101-	60.241 70.901 ☹	16284.0 MF395 395	13286.0 395x1.1/2"x10 DGZO 395x1.1/2"x10	19230.0
CF 65.180		CE136C <i>Standard clutch</i> <i>Selfadjusting clutch</i>	EATON 6309	0101-	60.240 70.902 ☹	16284.0 ☹ MF395 395	13284.0 ☹ 395x1.3/4"x10 DGZO 395x1.3/4"x10	19230.0 ☹
CF 65.220		CE162C <i>Standard clutch</i> <i>Selfadjusting clutch</i>	ZF 6S850	0101-	60.241 70.901 ☹	16284.0 MF395 395	13286.0 395x1.1/2"x10 DGZO 395x1.1/2"x10	19230.0
CF 65.220		CE162C <i>Standard clutch</i> <i>Selfadjusting clutch</i>	EATON 6309	0101-	60.240 70.902 ☹	16284.0 ☹ MF395 395	13284.0 ☹ 395x1.3/4"x10 DGZO 395x1.3/4"x10	19230.0 ☹
CF 65.250		CE184C <i>Standard clutch</i> <i>Selfadjusting clutch</i>	ZF 6S850	0101-	60.241 70.901 ☹	16284.0 MF395 395	13286.0 395x1.1/2"x10 DGZO 395x1.1/2"x10	19230.0
CF 65.250		CE184C <i>Standard clutch</i> <i>Selfadjusting clutch</i>	EATON 6309	0101-	60.240 70.902 ☹	16284.0 ☹ MF395 395	13284.0 ☹ 395x1.3/4"x10 DGZO 395x1.3/4"x10	19230.0 ☹



Fabrikant Manufacturer Hersteller Fabricant Fabricante	Chassis Chassis Chassis Châssis Chasis	Motor Engine Motor Moteur Motor	Versn.bak Gearbox Getriebe Boîte d.Vit. Cambio		Set Kit Kit Kit Kit Ref.	Drukgroep Clutchcover K-Druckplatte Mécanisme Mecanismo	Friktrieplaat Drivenplate K-Scheibe Disque Disco	Druklager Bearing Ausrücker Butée Cojinete
		ltr Type			Ref.	Ref. Type	Ref. Ø+N Type	Ref.
								
DAF								
SERIE F 75	9301-9812							
F 75.240		RS180 - 180kW		9201-9802	60.062	16102.0 GFM380	14131.0 380x1.3/4"x10 FZO	19230.0
F 75.270		RS200 - 200kW		9201-9802	70.150	17103.0 GFM430	14367.0 400x1.3/4"x10 FZO	19230.0
F 75.300		RS222 - 222kW		9201-9802	70.150	17103.0 GFM430	14367.0 400x1.3/4"x10 FZO	19230.0
SERIE 75 CF	9801-0101							
75 CF 235			ZF 16S181	9701-0101	70.157	17081.0 MFZ430	14346.0 430x2"x10 GZO	19554.0
75 CF 235			EATON	9701-0101	70.164	17086.0 GFM430	14346.0 430x2"x10 GZO	19259.0
75 CF 250		PF183C	ZF 8V / 16V	9802-0101	70.150	17103.0 GFM430	14367.0 400x1.3/4"x10 FZO	19230.0
75 CF 290		PF212C	ZF 8V / 16V	9802-0101	70.150	17103.0 GFM430	14367.0 400x1.3/4"x10 FZO	19230.0
75 CF 320		PF235C	ZF 8V / 16V	9802-0101	70.904 ☞☛			
SERIE CF 75	0101-							
CF 75.250		PF183C Standard clutch Standard clutch Selfadjusting clutch	ZF 8S151 8spring disc 6spring disc	0101-0611 0611- 0101-	70.157 70.307 70.904 ☞☛	17081.0 MFZ430 17081.0 MFZ430	14346.0 430x2"x10 GZO 14440.0 430x2"x10 GZO	19554.0 19554.0
CF 75.250		PF183C Standard clutch Selfadjusting clutch	ZF 9S109	0101-	60.240 70.902 ☞☛	16284.0 MF395 395	13284.0 395x1.3/4"x10 DGZO 395x1.3/4"x10	19230.0
CF 75.250		PF183C Standard clutch Selfadjusting clutch	ZF 16S109	0101-	60.240 70.902 ☞☛	16284.0 MF395 395	13284.0 395x1.3/4"x10 DGZO 395x1.3/4"x10	19230.0
CF 75.250		PF183C Standard clutch Standard clutch Selfadjusting clutch	ZF 16S151 8spring disc 6spring disc	0101-0611 0611- 0101-	70.157 70.307 70.904 ☞☛	17081.0 MFZ430 17081.0 MFZ430	14346.0 430x2"x10 GZO 14440.0 430x2"x10 GZO	19554.0 19554.0
CF 75.310		PF228C Standard clutch Standard clutch Selfadjusting clutch	ZF 8S151 8spring disc 6spring disc	0101-0611 0611- 0101-	70.157 70.307 70.904 ☞☛	17081.0 MFZ430 17081.0 MFZ430	14346.0 430x2"x10 GZO 14440.0 430x2"x10 GZO	19554.0 19554.0
CF 75.310		PF228C Standard clutch Selfadjusting clutch	ZF 9S109	0101-	60.240 70.902 ☞☛	16284.0 MF395 395	13284.0 395x1.3/4"x10 DGZO 395x1.3/4"x10	19230.0
CF 75.310		PF228C Standard clutch Selfadjusting clutch	ZF 16S109	0101-	60.240 70.902 ☞☛	16284.0 MF395 395	13284.0 395x1.3/4"x10 DGZO 395x1.3/4"x10	19230.0



Fabrikant Manufacturer Hersteller Fabricant Fabricante	Chassis Chassis Chassis Châssis Chasis	Motor Engine Motor Moteur Motor	Versn.bak Gearbox Getriebe Boîte d.Vit. Cambio		Set Kit Kit Kit Kit Ref.	Drukgroep Clutchcover K-Druckplatte Mécanisme Mecanismo	Frikatieplaat Drivenplate K-Scheibe Disque Disco	Druklager Bearing Ausrücker Butée Cojinete Ref.		
		ltr Type			Ref.	Ref. Type	Ref. Ø+N Type	Ref.		
										
DAF										
CF 75.310		PF228C Standard clutch Standard clutch Selfadjusting clutch	ZF 16S151 8spring disc 6spring disc	0101-0611 0611- 0101-	70.157 70.307 70.904 ↕	17081.0 17081.0	MFZ430 MFZ430	14346.0 14440.0	430x2"x10 GZO 430x2"x10 GZO	19554.0 19554.0
CF 75.360		PF265C Standard clutch Standard clutch Selfadjusting clutch	ZF 8S151 8spring disc 6spring disc	0101-0611 0611- 0101-	70.157 70.307 70.904 ↕	17081.0 17081.0	MFZ430 MFZ430	14346.0 14440.0	430x2"x10 GZO 430x2"x10 GZO	19554.0 19554.0
CF 75.360		PF265C Standard clutch Selfadjusting clutch	ZF 9S109	0101-	60.240 70.902 ↕	16284.0	MF395 395	13284.0	395x1.3/4"x10 DGZO 395x1.3/4"x10	19230.0
CF 75.360		PF265C Standard clutch Selfadjusting clutch	ZF 16S109	0101-	60.240 70.902 ↕	16284.0	MF395 395	13284.0	395x1.3/4"x10 DGZO 395x1.3/4"x10	19230.0
CF 75.360		PF265C Standard clutch Standard clutch Selfadjusting clutch	ZF 16S151 8spring disc 6spring disc	0101-0611 0611- 0101-	70.157 70.307 70.904 ↕	17081.0 17081.0	MFZ430 MFZ430	14346.0 14440.0	430x2"x10 GZO 430x2"x10 GZO	19554.0 19554.0
SERIE F 85 9201-9812										
F 85.300		WS 222kW		9201-9802	70.111	17064.0	GFM420	14345.0	420x2"x10 FZO	19259.0
F 85.330		DKS/DKSE 1160 WS 242kW		9201-9802	70.111	17098.0 17064.0	GFM430 GFM420	14154.0 14345.0	420x1.3/4"x10 FZO 420x2"x10 FZO	19812.0 19259.0
F 85.360		WS 268kW		9201-9802	70.111	17064.0	GFM420	14345.0	420x2"x10 FZO	19259.0
F 85.400		WS295		9201-9802	70.164	17086.0	GFM430	14346.0	430x2"x10 GZO	19259.0
SERIE 85 CF 9801-0101										
85 CF 340		XF250M Standard clutch Selfadjusting clutch	8spring disc	9802-0101	70.157 70.904 ↕ 70.164	17081.0	MFZ430 GFM430	14346.0 14346.0	430x2"x10 GZO 430x2"x10 GZO	19554.0 19259.0
85 CF 380		XF280M Standard clutch Selfadjusting clutch	8spring disc	9802-0101	70.157 70.904 ↕ 70.164	17081.0 17086.0	MFZ430 GFM430	14346.0 14346.0	430x2"x10 GZO 430x2"x10 GZO	19554.0 19259.0
85 CF 430		XF315M Standard clutch Selfadjusting clutch	8spring disc	9802-0101	70.157 70.904 ↕ 70.164	17081.0 17086.0	MFZ430 GFM430	14346.0 14346.0	430x2"x10 GZO 430x2"x10 GZO	19554.0 19259.0



Fabrikant Manufacturer Hersteller Fabricant Fabricante	Chassis Chassis Chassis Châssis Chasis	Motor Engine Motor Moteur Motor	Versn.bak Gearbox Getriebe Boîte d.Vit. Cambio		Set Kit Kit Kit Kit Ref.	Drukgroep Clutchcover K-Druckplatte Mécanisme Mecanismo	Frikatieplaat Drivenplate K-Scheibe Disque Disco	Druklager Bearing Ausrücker Butée Cojinete			
		ltr Type			Ref.	Ref. Type	Ref. Ø+N Type	Ref.			
											
DAF											
SERIE CF 85	0101-										
CF 85.340		XE250C Standard clutch Standard clutch Selfadjusting clutch	ZF 8spring disc 6spring disc	0101-0611 0611- 0101-	70.157 70.307 70.904 ↕	17081.0 17081.0	MFZ430 MFZ430	14346.0 14440.0	430x2"x10 430x2"x10	GZO GZO	19554.0 19554.0
CF 85.380		XE280C Standard clutch Standard clutch Selfadjusting clutch	ZF 8spring disc 6spring disc	0101-0611 0611- 0101-	70.157 70.307 70.904 ↕	17081.0 17081.0	MFZ430 MFZ430	14346.0 14440.0	430x2"x10 430x2"x10	GZO GZO	19554.0 19554.0
CF 85.430		XE315C Standard clutch Standard clutch Selfadjusting clutch	ZF 8spring disc 6spring disc	0101-0611 0611- 0101-	70.157 70.307 70.904 ↕	17081.0 17081.0	MFZ430 MFZ430	14346.0 14440.0	430x2"x10 430x2"x10	GZO GZO	19554.0 19554.0
CF 85.480		XE355C Standard clutch Standard clutch Selfadjusting clutch	ZF 8spring disc 6spring disc	0101-0611 0611- 0101-	70.157 70.307 70.904 ↕	17081.0 17081.0	MFZ430 MFZ430	14346.0 14440.0	430x2"x10 430x2"x10	GZO GZO	19554.0 19554.0
SERIE CF 85	0510-										
CF 85.360		12.9 MX265 Standard clutch Selfadjusting clutch Standard clutch Selfadjusting clutch	ZF AS-Tronic ZF 16S	0610-	70.305 70.922 ↕ 70.306 70.921 ↕	17127.0 17127.0	MFZ430 MFZ430	14458.0 14459.0	430x2"x10 430x2"x10	GZO GZO	19569.0 ↕ 19554.0
CF 85.410		12.9 MX300 Standard clutch Selfadjusting clutch Standard clutch Selfadjusting clutch	ZF AS-Tronic ZF 16S	0510-	70.305 70.922 ↕ 70.306 70.921 ↕	17127.0 17127.0	MFZ430 MFZ430	14458.0 14459.0	430x2"x10 430x2"x10	GZO GZO	19569.0 ↕ 19554.0
CF 85.460		12.9 MX340 Standard clutch Selfadjusting clutch Standard clutch Selfadjusting clutch	ZF AS-Tronic ZF 16S	0510-	70.305 70.922 ↕ 70.306 70.921 ↕	17127.0 17127.0	MFZ430 MFZ430	14458.0 14459.0	430x2"x10 430x2"x10	GZO GZO	19569.0 ↕ 19554.0
CF 85.510		12.9 MX375 Standard clutch Selfadjusting clutch Standard clutch Selfadjusting clutch	ZF AS-Tronic ZF 16S	0510-	70.305 70.922 ↕ 70.306 70.921 ↕	17127.0 17127.0	MFZ430 MFZ430	14458.0 14459.0	430x2"x10 430x2"x10	GZO GZO	19569.0 ↕ 19554.0
Bij versnellingsbak / for transmission / für Getriebe: ZF AS-tronic:											
19272.0 :	alleen gebruiken met koppelingsvork met nokken				19569.0 :	alleen gebruiken met koppelingsvork met rollen					
	only to be used with release fork with bosses					only to be used with release fork with rollers					
	nur verwenden mit Ausrückgabel mit Nocken					nur verwenden mit Ausrückgabel mit Rollen					

Fabrikant Manufacturer Hersteller Fabricant Fabricante	Chassis Chassis Chassis Châssis Chasis	Motor Engine Motor Moteur Motor	Versn.bak Gearbox Getriebe Boîte d.Vit. Cambio		Set Kit Kit Kit Kit Ref.	Drukgroep Clutchcover K-Druckplatte Mécanisme Mecanismo	Frikctieplaat Drivenplate K-Scheibe Disque Disco	Druklager Bearing Ausrücker Butée Cojinete
		ltr Type			Ref.	Ref. Type	Ref. Ø+N Type	Ref.
								
DAF								
SERIE F 95	8701-9801							
F 95.310		WS 225kW		-9801	70.110	17064.0 GFM420	14302.0 420x1.3/4"x10 GZO	19230.0
F 95.330		WS 242kW		-9801	70.111	17064.0 GFM420	14345.0 420x2"x10 FZO	19259.0
F 95.350		WS 259kW		-9801	70.110	17064.0 GFM420	14302.0 420x1.3/4"x10 GZO	19230.0
F 95.360		WS 268kW		-9801	70.111	17064.0 GFM420	14345.0 420x2"x10 FZO	19259.0
F 95.380		WS 282kW		-9801	70.109	17064.0 GFM420	14301.0 420x1.3/4"x10 GZO	19230.0
F 95.400		WS 295kW		-9801	70.164	17086.0 GFM430	14346.0 430x2"x10 GZO	19259.0
F 95.430		WS 315kW		-9801	70.164	17086.0 GFM430	14346.0 430x2"x10 GZO	19259.0
F 95.500		WS 373kW		9401-9801	70.157	17081.0 MFZ430	14346.0 430x2"x10 GZO	19554.0
SERIE 95 XF	9701-0209							
95 XF 380		XF280M	ZF FULLER	9701-0209	70.157 70.164	17081.0 MFZ430 17086.0 GFM430	14346.0 430x2"x10 GZO 14346.0 430x2"x10 GZO	19554.0 19259.0
95 XF 400		XF295	ZF FULLER	9701-0209	70.157 70.164	17081.0 MFZ430 17086.0 GFM430	14346.0 430x2"x10 GZO 14346.0 430x2"x10 GZO	19554.0 19259.0
95 XF 430		XF315M	ZF FULLER	9701-0209	70.157 70.164	17081.0 MFZ430 17086.0 GFM430	14346.0 430x2"x10 GZO 14346.0 430x2"x10 GZO	19554.0 19259.0
95 XF 480		XF355M	ZF FULLER	9701-0209	70.157 70.164	17081.0 MFZ430 17086.0 GFM430	14346.0 430x2"x10 GZO 14346.0 430x2"x10 GZO	19554.0 19259.0
95 XF 500		XF373M	ZF FULLER	9701-0209	70.157 70.164	17081.0 MFZ430 17086.0 GFM430	14346.0 430x2"x10 GZO 14346.0 430x2"x10 GZO	19554.0 19259.0
95 XF 530		XF390M	ZF FULLER	9701-0209	70.157 70.164	17081.0 MFZ430 17086.0 GFM430	14346.0 430x2"x10 GZO 14346.0 430x2"x10 GZO	19554.0 19259.0
SERIE XF 95	0209-							
XF 95.380	4x2; 6x2/4	12.6 XE280C <i>Standard clutch</i> <i>Standard clutch</i> <i>Selfadjusting clutch</i>	ZF 16S <i>8spring disc</i> <i>6spring disc</i> ZF AS-Tronic	0209-0611 0611- 0209-	70.157 70.307 70.904 ⚙ 70.305	17081.0 MFZ430 17081.0 MFZ430 17127.0 MFZ430	14346.0 430x2"x10 GZO 14440.0 430x2"x10 GZO 14458.0 430x2"x10 GZO	19554.0 19554.0 19569.0 ⚙
XF 95.430	4x2	12.6 XE315M <i>Standard clutch</i> <i>Standard clutch</i> <i>Selfadjusting clutch</i>	ZF 16S <i>8spring disc</i> <i>6spring disc</i> ZF AS-Tronic	0209-0611 0611- 0209-	70.157 70.307 70.904 ⚙ 70.305	17081.0 MFZ430 17081.0 MFZ430 17127.0 MFZ430	14346.0 430x2"x10 GZO 14440.0 430x2"x10 GZO 14458.0 430x2"x10 GZO	19554.0 19554.0 19569.0 ⚙

Fabrikant Manufacturer Hersteller Fabricant Fabricante	Chassis Chassis Chassis Châssis Chasis	Motor Engine Motor Moteur Motor	Versn.bak Gearbox Getriebe Boîte d.Vit. Cambio		Set Kit Kit Kit Kit Ref.	Drukgroep Clutchcover K-Druckplatte Mécanisme Mecanismo	Frikatieplaat Drivenplate K-Scheibe Disque Disco	Druklager Bearing Ausrücker Butée Cojinete		
		ltr Type			Ref.	Ref. Type	Ref. Ø+N Type	Ref.		
										
DAF										
XF 95.480	4x2	12.6 XE355C	ZF 16S							
		Standard clutch	8spring disc	0209-0611	70.157	17081.0	MFZ430	14346.0	430x2"x10 GZO	19554.0
		Standard clutch	6spring disc	0611-	70.307	17081.0	MFZ430	14440.0	430x2"x10 GZO	19554.0
		Selfadjusting clutch		0209-	70.904 					
			ZF AS-Tronic		70.305	17127.0	MFZ430	14458.0	430x2"x10 GZO	19569.0 
XF 95.530	4x2	12.6 XE390C	ZF 16S							
		Standard clutch	8spring disc	0209-0611	70.157	17081.0	MFZ430	14346.0	430x2"x10 GZO	19554.0
		Standard clutch	6spring disc	0611-	70.307	17081.0	MFZ430	14440.0	430x2"x10 GZO	19554.0
		Selfadjusting clutch		0209-	70.904 					
			ZF AS-Tronic		70.305	17127.0	MFZ430	14458.0	430x2"x10 GZO	19569.0 
SERIE XF 105										
XF 105.410	4x2; 6x2/4	12.9 MX300		0510-						
		Standard clutch	ZF AS-Tronic		70.305	17127.0	MFZ430	14458.0	430x2"x10 GZO	19569.0 
		Selfadjusting clutch			70.922 					
		Standard clutch	ZF 16S		70.306	17127.0	MFZ430	14459.0	430x2"x10 GZO	19554.0
		Selfadjusting clutch			70.921 					
XF 105.460	4x2; 6x2/4	12.9 MX340		0510-						
		Standard clutch	ZF AS-Tronic		70.305	17127.0	MFZ430	14458.0	430x2"x10 GZO	19569.0 
		Selfadjusting clutch			70.922 					
		Standard clutch	ZF 16S		70.306	17127.0	MFZ430	14459.0	430x2"x10 GZO	19554.0
		Selfadjusting clutch			70.921 					
XF 105.510	4x2; 6x2/4	12.9 MX375		0510-						
		Standard clutch	ZF AS-Tronic		70.305	17127.0	MFZ430	14458.0	430x2"x10 GZO	19569.0 
		Selfadjusting clutch			70.922 					
		Standard clutch	ZF 16S		70.306	17127.0	MFZ430	14459.0	430x2"x10 GZO	19554.0
		Selfadjusting clutch			70.921 					
XF 105.560	4x2; 6x2/4	MX410		0510-						
		Standard clutch	ZF AS-Tronic		70.305	17127.0	MFZ430	14458.0	430x2"x10 GZO	19569.0 
		Selfadjusting clutch			70.922 					
		Standard clutch	ZF 16S		70.306	17127.0	MFZ430	14459.0	430x2"x10 GZO	19554.0
		Selfadjusting clutch			70.921 					
Bij versnellingsbak / for tranmission / für Getriebe: ZF AS-tronic:										
19272.0 :	alleen gebruiken met koppelingsvork met nokken				19569.0 :	alleen gebruiken met koppelingsvork met rollen				
	only to be used with release fork with bosses					only to be used with release fork with rollers				
	nur verwenden mit Ausrückgabel mit Nocken					nur verwenden mit Ausrückgabel mit Rollen				

Fabrikant Manufacturer Hersteller Fabricant Fabricante	Chassis Chassis Chassis Châssis Chasis	Motor Engine Motor Moteur Motor	Versn.bak Gearbox Getriebe Boîte d.Vit. Cambio		Set Kit Kit Kit Kit Ref.	Drukgroep Clutchcover K-Druckplatte Mécanisme Mecanismo	Frikctieplaat Drivenplate K-Scheibe Disque Disco	Druklager Bearing Ausrücker Butée Cojinete
		ltr Type			Ref.	Ref. Type	Ref. Ø+N Type	Ref.
								
DAF								
SERIE 400-1000								
400		PERKINS		8901-		15131.0 9.1/2"DS	12171.0 9.1/2"x1"x23 VLO	19924.0
400		PEUGEOT 2498 cc		8901-		15389.0 235DBR	12173.0 235x29x10 VO	19893.0
500		6BT-590	T53000	8701-		16097.0 13DS	13125.0 13"x1.1/2"x10 VLO	19234.0
600		CUMMINS 115PK		8701-		16132.0 310DS	13273.0 310x1.1/2"x10 VLO	19623.0
600		6/98NV		8701-		16132.0 310DS	13273.0 310x1.1/2"x10 VLO	19623.0
600		CUMMINS 130 pk		8701-		16251.0 13DS	13125.0 13"x1.1/2"x10 VLO	19234.0
600	T	CUMMINS 147pk		8701-		16097.0 13DS	13125.0 13"x1.1/2"x10 VLO	19234.0
700		DD		7601-	60.013	16023.0 13AS	13114.0 13"x1.1/2"x10 VSO	19699.0
800		6/98 NV		8701-		16132.0 310DS	13273.0 310x1.1/2"x10 VLO	19623.0
800		CUMMINS 130 pk		8701-		16251.0 13DS	13125.0 13"x1.1/2"x10 VLO	19234.0
800	T	CUMMINS 147pk		8701-		16097.0 13DS	13125.0 13"x1.1/2"x10 VLO	19234.0
900		DD		7601-	60.013	16023.0 13AS	13114.0 13"x1.1/2"x10 VSO	19699.0
900		DF		7601-		16111.0 MF310	13221.0 310x1.1/2"x10 FSO	
900		DT		7601-		16011.0 GF310	13105.0 310x1.1/2"x10 FZO	
SERIE 1000-2000								
1000		CUMMINS 130 pk		8701-		16251.0 13DS	13125.0 13"x1.1/2"x10 VLO	19234.0
1000	T	CUMMINS 147 pk		8701-		16097.0 13DS	13125.0 13"x1.1/2"x10 VLO	19234.0
1000		DD		8701-	60.013	16023.0 13AS	13114.0 13"x1.1/2"x10 VSO	19699.0
1100		DD			60.013	16023.0 13AS	13114.0 13"x1.1/2"x10 VSO	19699.0
1100		DF				16111.0 MF310	13221.0 310x1.1/2"x10 FSO	
1100		DT				16011.0 GF310	13105.0 310x1.1/2"x10 FZO	
1100		DNTD	S6-36		60.154	16212.0 MF350	14221.0 350x1.1/2"x10 V2LO	19852.0
1200		DD		7801-		16043.0 12AS	13130.0 12"x1.1/2"x10 VLO	19699.0
1200		DF		7801-		16111.0 MF310	13221.0 310x1.1/2"x10 FSO	
1300		DD			60.013	16023.0 13AS	13114.0 13"x1.1/2"x10 VSO	19699.0
1300		DF				16111.0 MF310	13221.0 310x1.1/2"x10 FSO	
1300		DT				16011.0 GF310	13105.0 310x1.1/2"x10 FZO	
1300		DNT/DNTD	S6-36		60.154	16212.0 MF350	14221.0 350x1.1/2"x10 V2LO	19852.0
1303		DH 825	4-WG181		60.075	16110.0 GFM350	14104.0 350x1.3/4"x10 FZO	19812.0
1400		DF 615				16011.0 GF310	13105.0 310x1.1/2"x10 FZO	
1500		DF				16111.0 MF310	13221.0 310x1.1/2"x10 FSO	
1500		DT				16117.0 GFM350	14103.0 350x1.1/2"x10 FZO	
1600		DF				16011.0 GF310	13105.0 310x1.1/2"x10 FZO	
1600		DT				16013.0 GF350	14103.0 350x1.1/2"x10 FZO	

Fabrikant Manufacturer Hersteller Fabricant Fabricante	Chassis Chassis Chassis Châssis Chasis	Motor Engine Motor Moteur Motor	Versn.bak Gearbox Getriebe Boîte d.Vit. Cambio		Set Kit Kit Kit Kit Ref.	Drukgroep Clutchcover K-Druckplatte Mécanisme Mecanismo	Frikctieplaat Drivenplate K-Scheibe Disque Disco	Druklager Bearing Ausrücker Butée Cojinete
		ltr Type			Ref.	Ref. Type	Ref. Ø+N Type	Ref.
								
DAF								
1700		DT	S5-352			16013.0 GF350	14103.0 350x1.1/2"x10 FZO	
1700		DNT	S6-36		60.154	16212.0 MF350	14221.0 350x1.1/2"x10 V2LO	19852.0
1800		DT				16013.0 GF350	14103.0 350x1.1/2"x10 FZO	
1800		DH/DHR/DHT 310mmK 350mmK 380mmK			60.099 60.068	16111.0 MF310 16117.0 GFM350 16102.0 GFM380	13221.0 310x1.1/2"x10 FSO 14103.0 350x1.1/2"x10 FZO 14196.0 380x1.3/4"x10 FSO	19845.0 19845.0
1900		DNS	S6-65/GV-80		60.152	16212.0 MF350	14211.0 350x1.3/4"x10 V2LO	19230.0
1900		DNT	S6-36		60.154	16212.0 MF350	14221.0 350x1.1/2"x10 V2LO	19852.0
SERIE 2000-3000								
2000		DF				16111.0 MF310	13221.0 310x1.1/2"x10 FSO	
2000		DH/DHB				16015.0 GF380	14131.0 380x1.3/4"x10 FZO	19623.0
2000		DT				16013.0 GF350	14103.0 350x1.1/2"x10 FZO	
2100		DF				16111.0 MF310	13221.0 310x1.1/2"x10 FSO	
2100		DH/DHR/DHT/DHTD 310mmK 350mmK 380mmK	S6-36/GV-36		60.099 60.068 60.075	16111.0 MF310 16117.0 GFM350 16102.0 GFM380 16110.0 GFM350	13221.0 310x1.1/2"x10 FSO 14103.0 350x1.1/2"x10 FZO 14196.0 380x1.3/4"x10 FSO 14104.0 350x1.3/4"x10 FZO	19845.0 19845.0 19812.0
2100		DNS	S6-65/GV-80		60.152	16212.0 MF350	14211.0 350x1.3/4"x10 V2LO	19230.0
2105		DH/DHR/DHT/DHTD 310mmK 350mmK 380mmK			60.099 60.068	16111.0 MF310 16117.0 GFM350 16102.0 GFM380	13221.0 310x1.1/2"x10 FSO 14103.0 350x1.1/2"x10 FZO 14196.0 380x1.3/4"x10 FSO	19845.0 19845.0
2105		DH825	S6-65/GV-80		60.075	16110.0 GFM350	14104.0 350x1.3/4"x10 FZO	19812.0
2200		DH/DU				16015.0 GF380	14131.0 380x1.3/4"x10 FZO	19623.0
2300		DHR/DHT/DHTD/DHU 825 350mmK 380mmK 380mmK			60.100 60.104	16117.0 GFM350 16102.0 GFM380 16128.0 GF380	14104.0 350x1.3/4"x10 FZO 14196.0 380x1.3/4"x10 FSO 14131.0 380x1.3/4"x10 FZO	19845.0 19230.0 19623.0
2500		DHS 825			60.063	16102.0 GFM380	14131.0 380x1.3/4"x10 FZO	19812.0
2600		DKB 1160				17002.0 G420	14146.0 420x1.3/4"x10 FSO	19812.0
2600		DKL 1160				17031.0 G420	14114.0 420x1.3/4"x10 FSO	19812.0
2700		HS 200 380mmK 420mmK		9001-	60.062 70.109	16102.0 GFM380 17064.0 GFM420	14131.0 380x1.3/4"x10 FZO 14301.0 420x1.3/4"x10 FZO	19230.0 19230.0

Fabrikant Manufacturer Hersteller Fabricant Fabricante	Chassis Chassis Chassis Châssis Chasis	Motor Engine Motor Moteur Motor	Versn.bak Gearbox Getriebe Boîte d.Vit. Cambio		Set Kit Kit Kit Kit Ref.	Drukgroep Clutchcover K-Druckplatte Mécanisme Mecanismo	Frikatieplaat Drivenplate K-Scheibe Disque Disco	Druklager Bearing Ausrücker Butée Cojinete Ref.
		ltr Type			Ref.	Ref. Type	Ref. Ø+N Type	
DAF								
2800		DKA 1160				17013.0 GF420	14146.0 420x1.3/4"x10 FSO	19812.0
2800		DKS/DKSE 1160		70.015		17012.0 GFX420 17098.0 ↙ GFM430	14154.0 420x1.3/4"x10 FZO	19812.0
2800		DKT/DKTD 1160				17011.0 GFT420	14146.0 420x1.3/4"x10 FSO	19812.0
2800	ATi	DKXE 1160 ATi		70.109		17064.0 GFM420	14301.0 420x1.3/4"x10 FZO	19230.0
SERIE 3000								
3300		DKX 1160		70.064		17040.0 GF420X	14154.0 420x1.3/4"x10 FZO	19812.0
3300	ATi	DKX 1160 ATi		70.109		17064.0 GFM420	14301.0 420x1.3/4"x10 FZO	19230.0
3600	ATi	DKZ 1160 ATi		70.110		17064.0 GFM420	14302.0 420x1.3/4"x10 GZO	19230.0