

Service Entrance Instructions for Eaton Residential Transfer Switches

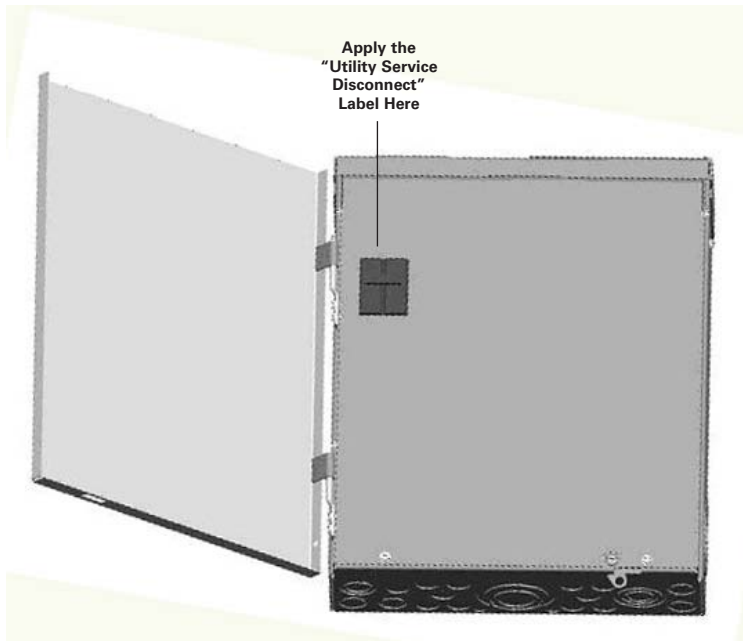


Figure 1. Label Placement for Service Entrance Applications.

Section 1: When the Transfer Switch IS Used as a Service Entrance Transfer Switch

If this transfer switch IS to be used as Service Entrance, apply the "Utility Service Disconnect" label adjacent to the circuit breaker. Follow the steps in this section.

If this transfer switch IS NOT to be used as Service Entrance, see Section 2.

- Step 1: Remove the envelope from the information packet (located in the transfer switch).
- Step 2: Open the envelope and remove the labels that are enclosed.
- Step 3: Apply the "UTILITY SERVICE DISCONNECT" label adjacent to the UTILITY circuit breaker on the dead-front (see Figure 1).
- Step 4: Discard the remaining label and envelope.
- Step 5: Attach the supplied bonding strap to the neutral bar and tighten as shown in Figure 2.

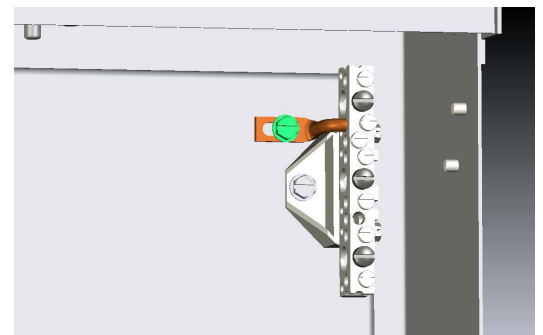


Figure 2. Bonding Strap connected to the Neutral Bar.

EATON

Powering Business Worldwide

Section 2: When the Transfer Switch IS NOT Used as a Service Entrance Transfer Switch

If this Transfer Switch IS NOT to be used as Service Entrance, apply the "Utility Disconnect" label adjacent to the Circuit Breaker. Follow the steps in this section.

- Step 1: Remove the envelope from the information packet (located in the transfer switch).
- Step 2: Open the envelope and remove the labels that are enclosed.
- Step 3: Apply the "UTILITY DISCONNECT" label adjacent to the UTILITY circuit breaker on the deadfront (see Figure 3).

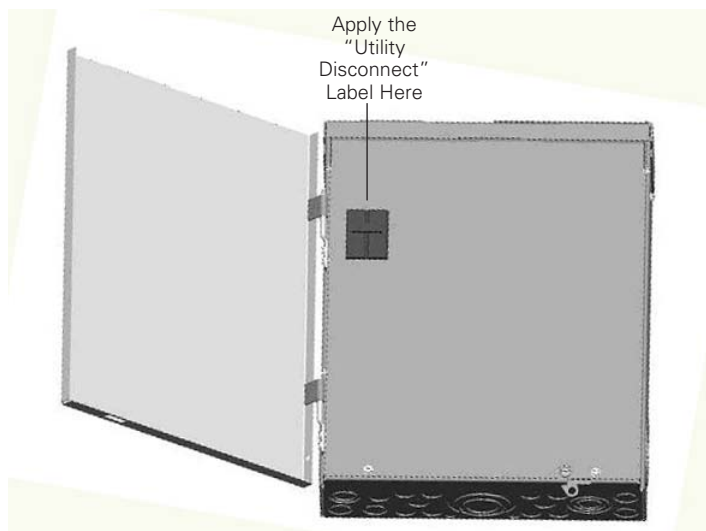


Figure 3. Label Placement for Non-Service Entrance Applications.

Step 4 Discard the remaining labels and envelope.

Step 5: Ensure that the supplied bonding strap IS NOT connected to the neutral bar as shown in Figure 4.

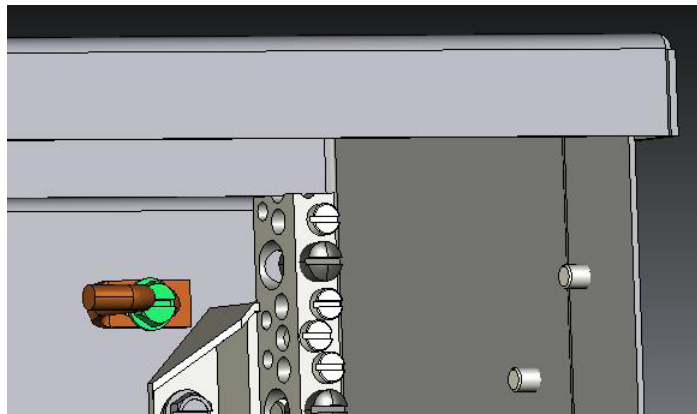


Figure 4. Bonding Strap Not Connected to the Neutral Bar.

Notes:

The instructions for installation, testing, maintenance, or repair herein are provided for the use of the product in general commercial applications and may not be appropriate for use in nuclear applications. Additional instructions may be available upon specific request to replace, amend, or supplement these instructions to qualify them for use with the product in safety-related applications in a nuclear facility.

The information, recommendations, descriptions, and safety notations in this document are based on Eaton's experience and judgment with respect to Retrofitting of Power Breakers. This instructional literature is published solely for information purposes and should not be considered all-inclusive. If further information is required, you should consult an authorized Eaton sales representative.

The sale of the product shown in this literature is subject to the terms and conditions outlined in appropriate Eaton selling policies or other contractual agreement between the parties. This literature is not intended to and does not enlarge or add to any such contract. The sole source governing the rights and remedies of any purchaser of this equipment is the contract between the purchaser and Eaton.

NO WARRANTIES, EXPRESSED OR IMPLIED, INCLUDING WARRANTIES OF FITNESS FOR A PARTICULAR PURPOSE OR MERCHANTABILITY, OR WARRANTIES ARISING FROM COURSE OF DEALING OR USAGE OF TRADE, ARE MADE REGARDING THE INFORMATION, RECOMMENDATIONS, AND DESCRIPTIONS CONTAINED HEREIN.

In no event will Eaton be responsible to the purchaser or user in contract, in tort (including negligence), strict liability or otherwise for any special, indirect, incidental or consequential damage or loss whatsoever, including but not limited to damage or loss of use of equipment, plant or power system, cost of capital, loss of power, additional expenses in the use of existing power facilities, or claims against the purchaser or user by its customers resulting from the use of the information, recommendations and description contained herein.

Eaton Corporation
Electrical Group
1000 Cherrington Parkway
Moon Township, PA 15108
United States
877-ETN-CARE (877-386-2273)
Eaton.com

© 2009 Eaton Corporation
All Rights Reserved
Printed in USA
Publication No. IB 70-8711 / TBG244
May 2009



PowerChain
Management®

PowerChain Management is a registered trademark of Eaton Corporation.

All other trademarks are property of their respective owners.