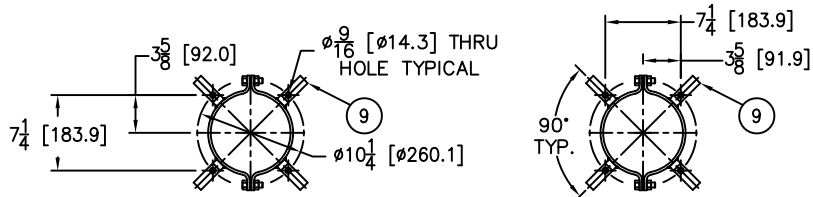
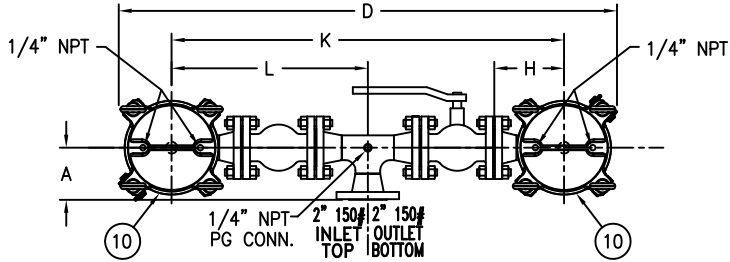


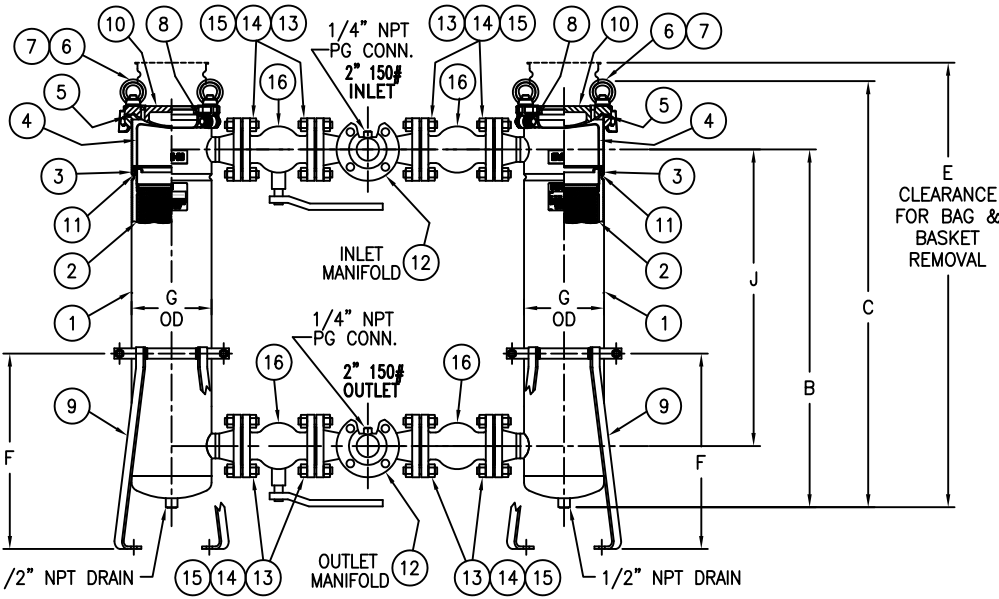
ITEM NUMBER	BAG SIZE	IN. A / MM	IN. B / MM	IN. C / MM	IN. D / MM	IN. E / MM	IN. F / MM	IN. G / MM	IN. H / MM	IN. J / MM	IN. K / MM	IN. L / MM	WEIGHT LBS / KGS
F3AVFB00310	O2	5 / 127	34-5/16 / 871	40-7/8 / 1038	47-7/8 / 1216	69/ 1753	18-3/4 / 477	7-11/16 / 195	6-11/16 / 170	28-7/16 / 722	37-5/8 / 955	18-13/16 / 477.5	240 / 109



TOP VIEW MOUNTING DETAIL



TOP VIEW



REVISIONS

REV	DESCRIPTION	BY	ECO	DATE
C	UPDATED DRAWING	FJM	0084739	05/01/13

NO.	PART NAME	MATERIAL
1	BODY	316 STAINLESS STEEL
2	RESTRAINER BASKET P/N L0001753	316 STAINLESS STEEL
3	ADAPTOR O-RING P/N 811441	BUNA-N
4	BAG HOLD DOWN	316 STAINLESS STEEL
5	COVER O-RING P/N 811445	BUNA-N
6	EYE BOLT	STEEL, ZINC PLATED
7	EYE NUT	STEEL, ZINC PLATED
8	PIN	STAINLESS STEEL
9	ADJUSTABLE LEGS	CSTL EPOXY COATED
10	COVER	316 STAINLESS STEEL
11	ADAPTOR PLATE	316 STAINLESS STEEL
12	INLET/OUTLET MANIFOLDS	316 STAINLESS STEEL
13	MANIFOLD STUDS	SA193-B7 ZINC PLATED
14	MANIFOLD NUTS	SA194-2H ZINC PLATED
15	MANIFOLD GASKETS	BLUEGUARD 3000
16	2" 150# BALL VALVE	SEE NOTE 5

NOTES:

1. INLET/OUTLET 2" 150# CONNECTIONS PER ANSI B16.5
2. MAWP: 150 PSI @ 250° F MDMT: -20° F @ 150 PSI (-28.9° C @ 10.3 BAR)
3. MAXIMUM OPERATING TEMP. 400° F (204.4° C) WITH VITON O-RING
4. DIMENSIONS SHOWN IN [] ARE IN MILLIMETERS AND FOR REFERENCE ONLY. ACCEPTANCE OF THIS PART WILL BE BASED ON "INCH" UNITS & TOLERANCES ONLY.
5. 2" 150# FLANGED BALL VALVES STAINLESS STEEL EATON STANDARD P/N 8718100950 ACE # A201 FULL PORT OR EQUAL

TOLERANCES (UNLESS OTHERWISE SPECIFIED)

DECIMAL:	.X ± .030
	.XX ± .010
	.XXX ± .005
FRACTIONAL:	± 1/16
NOZZLE Ø TO FLOOR:	3/8" < 4' > 1/2"
FACE TO FACE:	1/8" < 4' > 1/4"
ANGULAR:	± 1°
FLANGES (H/V):	± 1/2°
VESSEL OVERALL HT:	1"

REVIEWED FOR CLASSIFICATION PER PR-4
 CRITICAL SIGNIFICANT

CUSTOMER INFO	
NAME	
P.O. NO.	
S.O. NO.	
QUANTITY	
PART NO.	F3AVFB00310

DRAWN BY	FJM
SCALE	AS DRAWN
RESTRICTION	RESTRICTION
SHEET	1 OF 1
PROJECTION	THIRD ANGLE

VESSEL CODE: DFBF-0102-AB10-020A-BVAL			
		EATON FILTRATION, LLC DESIGN CENTER TINTON FALLS, NEW JERSEY, USA PORTAGE, MICHIGAN, USA	
TITLE FLOWLINE (DFBF) DUPLEX FILTER VESSEL 2"-150# RF FLANGED CONNECTIONS W/MANIFOLDS & BALL VALVES (SSTL)			
DATE	SIZE	DWG FILENAME	REV
02/18/04	A	DFBF02-XSBV	C

EATON CORPORATION - CONFIDENTIAL AND PROPRIETARY NOTICE TO PERSONS RECEIVING THIS DRAWING AND/OR TECHNICAL INFORMATION
 THIS DOCUMENT, INCLUDING THE DRAWING AND INFORMATION CONTAINED THEREON IS CONFIDENTIAL AND IS THE EXCLUSIVE PROPERTY OF EATON AT ANY TIME. BY TAKING THE POSSESSION OF THIS DOCUMENT THE RECIPIENT ACKNOWLEDGES AND AGREES THAT THIS DOCUMENT CANNOT BE USED IN ANY MANNER ADVERSE TO THE INTEREST OF EATON AND THAT NO PORTION OF THIS DRAWING MAY BE COPIED OR OTHERWISE REPRODUCED WITHOUT THE PRIOR WRITTEN CONSENT OF EATON, IN THE CASE OF CONFLICT CONTRACTUAL PROVISIONS, THIS NOTICE SHALL GOVERN THE STATUS OF THIS DOCUMENT.
 2013 EATON CORPORATION - ALL RIGHTS RESERVED.