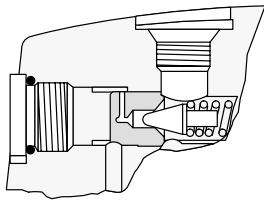


# Relief Valves



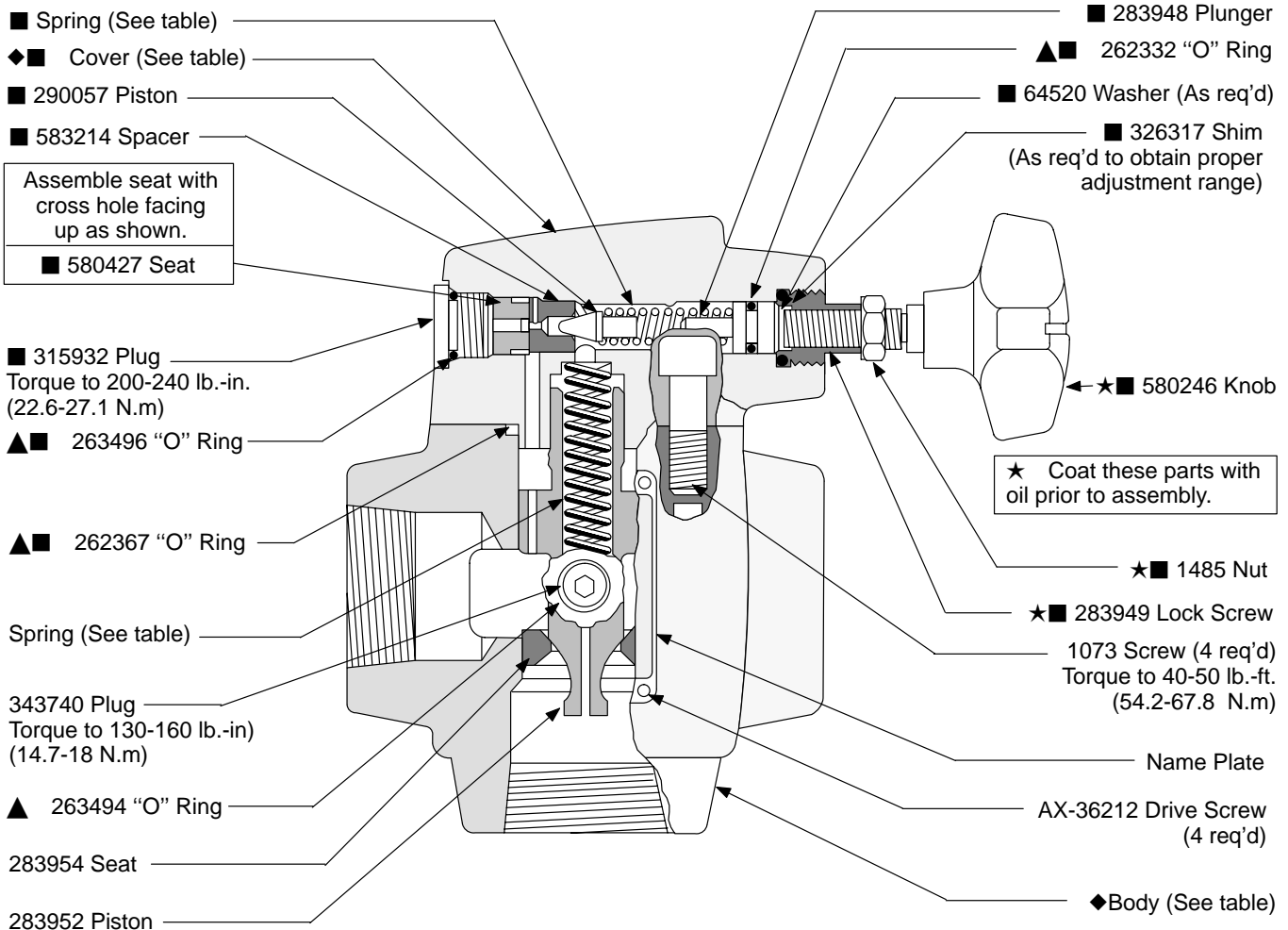
## Balanced Piston Type Relief Valves

(F3)C\*-10-\*(V)(Y)-30



"Y" Cover Assembly  
(See Table)

Model	◆ Cover	Spring	■ Spring	Pressure Range PSI	■ Included in Cover S/A
C*-10-B-30	581700	291822	2280	125-1000	941286
C*-10-BV-30		291821			-
C*-10-BVY-30	590304	291822	583937	500-2000	941287
C*-10-BY-30		291821			-
C*-10-C-30	581700	291822	2281	1500-3000	941288
C*-10-CV-30		291821			926596
C*-10-CVY-30	590304	291822			
C*-10-CY-30		291821			
C*-10-F-30	581700	291822			
C*-10-FV-30		291821			
C*-10-FVY-30	590304	291822			
C*-10-FY-30		291821			



◆ Not available for sale.

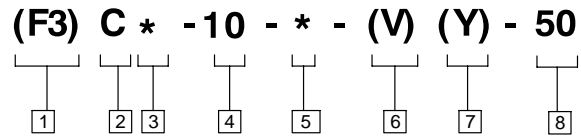
▲ Included in F3 Seal Kit 920225

All seals, except interface, are F3. Use the F3 seal kit to service all units.

Model	◆ Body
CS-10-*(V)(Y)-30	580430
CT-10-*(V)(Y)-30	590300

# Model Code Breakdown

---



**1 Seals**

**F3** - Multi-fluid capability (Viton® seals)

*Viton is a registered trademark of E.I. DuPont*

**2 Model Series**

**C** - Relief valve

**3 Threads**

**S** - SAE straight  
**T** - NPTF pipe

**4 Size**

**10** - 1-1/4 inch

**5 Pressure Range**

**B** - 125-1000  
**C** - 500-2000  
**F** - 1500-3000

**6 Vent Pressure**

**V** - High vent pressure  
(Omit for standard vent pressure.)

**7 External Drain Feature**

**Y** - Sequence valve  
(Omit for standard relief.)

**8 Design**

---

For satisfactory service life of these components, use full flow filtration to provide fluid which meets ISO cleanliness code 18/15 or cleaner. Selections from Eaton OFF, OFR and OFRS filter series are recommended.

Printed in U.S.A.