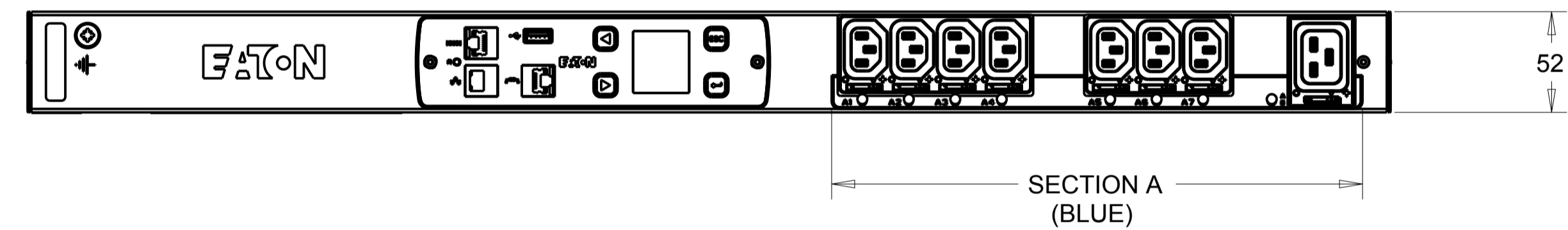
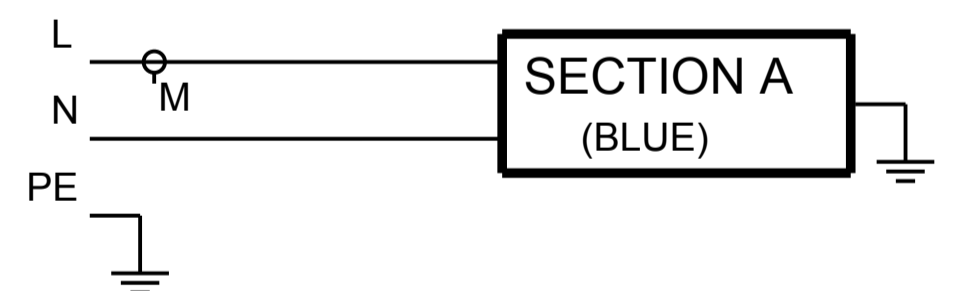


CABLE LENGTH SHOWN NOT TO SCALE

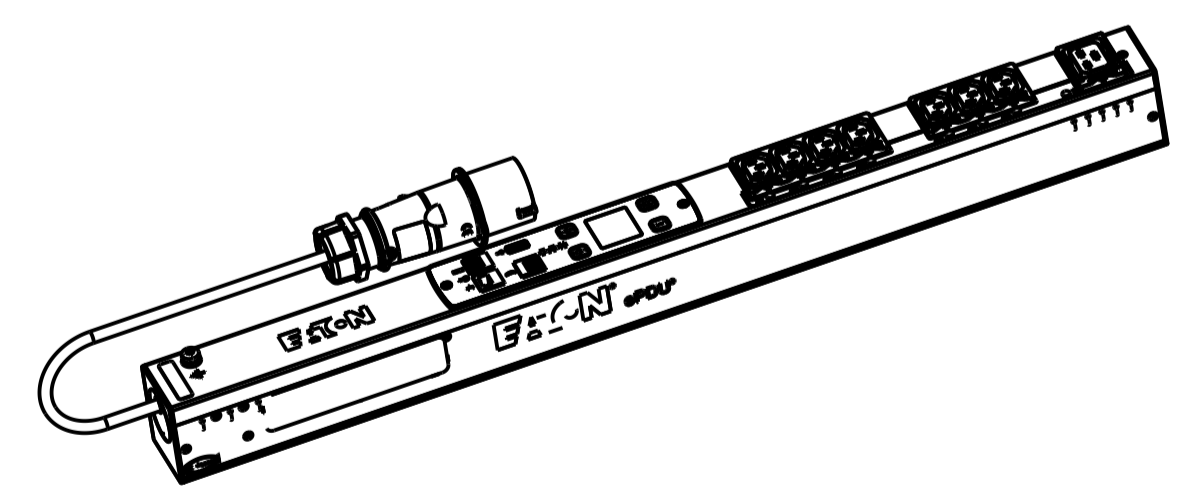


CIRCUIT SCHEMATIC



## ESWB23 G3 SWITCHED

FUNCTIONALITY	INPUT	OUTPUT	ENVIRONMENTAL
CURRENT POWER AND ENERGY METERING FOR INPUT AND BRANCH . INDIVIDUAL OUTLET CONTROL	IEC 60309-2 16A 230V~ W+N+PE 1.5MM HO5 POWER CORD CABLE LENGTH: 3.0 M	(7) IEC 60320 C13 GRIP (1) IEC 60320 C19 GRIP	0 TO 60° C
MECHANICAL	INPUT RATING	OUTPUT RATING	CERTIFICATIONS
LENGTH: 704MM WIDTH: 52 MM DEPTH: 65MM ALUMINIUM CHASSIS, BLACK MNT PATTERN SK-23919-Y1	1Ø; 200-240V~;W+N+PE 50/60HZ 16A	200-240V~;50/60HZ 10A PER C13;16A PER C19 16A MAX TOTAL	CE, CB
CIRCUIT BREAKERS	FILTER AND SPIKE/SURGE	ACCESSORIES	CONFIGURATION
NONE	NONE	STANDARD KSP015 - VERT INSTALL NETWORK PACK  OPTIONAL EMP001 - ENVIRONMENTAL PROBE	ESW3CE7FABA82AM



SCALE 0.200

02 REVISED MECHANICAL DEPTH.		22.01.2015	G.McD.	M.B.
01 REVISED CONFIGURATION CODE AND GRAPHICS IN TOP AND BOTTOM VIEWS		03.11.2014	G.McD.	M.B.
REV. MODIFICATION	DATE	DESIGNER	VERIF.	
<b>EATON</b>		HEINEMANN PRODUCTS		VUE/VUE EUROPE: 4/10
CH-1345 LE LIEU SWITZERLAND		DESIGNEE LE / DRAWN THE 13.09.2014		N° MAG ESWB23
TRAITEMENT / FINISH NA		PAR / BY G.McD.		VERIFIE PAR / VERIFIED BY M.B.
MATERIE / MATERIAL NA		NIVEAU DU CERTIFICAT DE SOUMISSION REQUIS / SAMPLES APPROVAL PROCESS REPORT X DIMENSIONS AND TOLERANCES IN MILLIMETERS		
DESIGNATION EPDU SW 0U (309 16A 1P)7XC13:1XC19		SK-44019-Y1		02
COTES A CONTROLER / INSPECTION DIMENSIONS XX.XX		COTES FONCTIONNELLES / FUNCTIONAL DIMENSIONS # XX.XX		NUMERO DU PLAN / PLAN NUMBER
Ce document est propriété de Eaton Industries Manufacturing GmbH. Duplication interdite sans autorisation. This document is Eaton Industries Manufacturing GmbH property. Duplication forbidden without authorization.				