REV.	ECN. NO.	APPD.

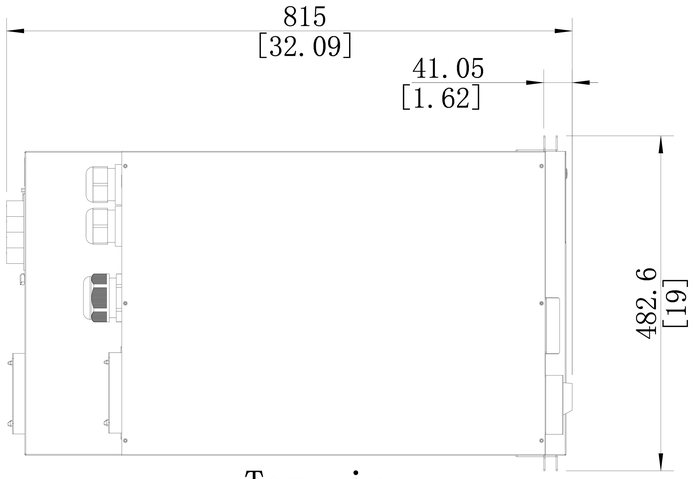

Top view

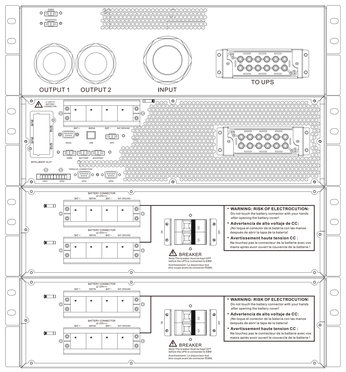

Rear view

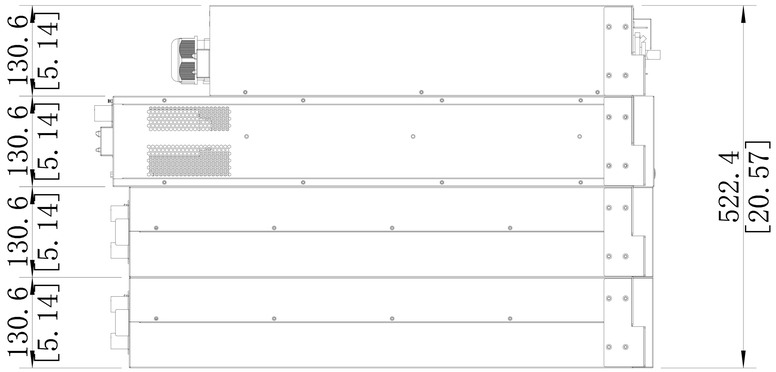

Side view

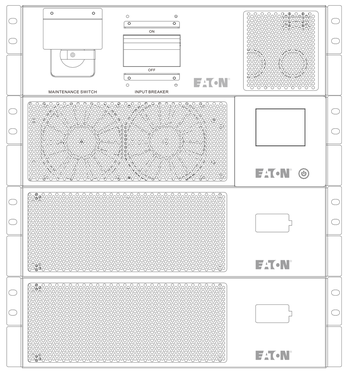

Front view

NOTES:
1. ALL DIMENSIONS ARE IN MILLIMETERS[INCHES].
2. Total system weight:219.8kG(484.58bs)

X.	X.°	MM UNITS:	PART NO.: 93PX15K, 93PX15KIND	EATON CORPORATION EATON
.X	.X		TITLE: 15kW UPS System Bundle Model	
.XX	.XX	MAT'L:	APPRD: / DATE:	DWG NO: A4
PROPRIETARY NOTE THESE DRAWINGS AND SPECIFICATION ARE THE PROPERTY OF EATON CORPORATION AND SHALL NOT BE REPRODUCED OR DISCLOSED TO OTHERS WITHOUT THE PRIOR WRITTEN CONSENT OF EATON CORPORATION		FINISH:	CHKD: / DATE:	PAPER SCALE: 7:100 / SHEET: 1 of 6 / REV: A
			DRAW: Jeffrey / DATE: 2025-9-1	

REV.	ECN. NO.	APPD.

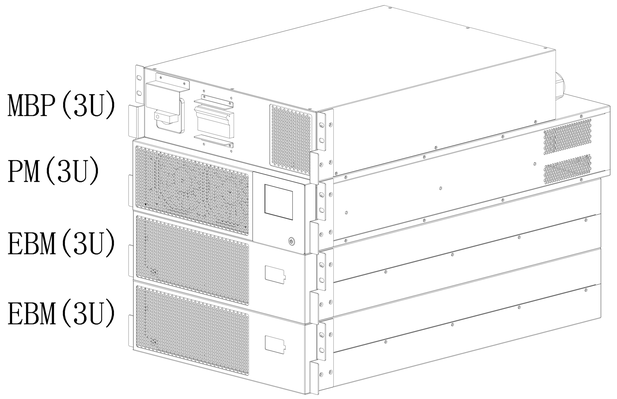

Isometric front view

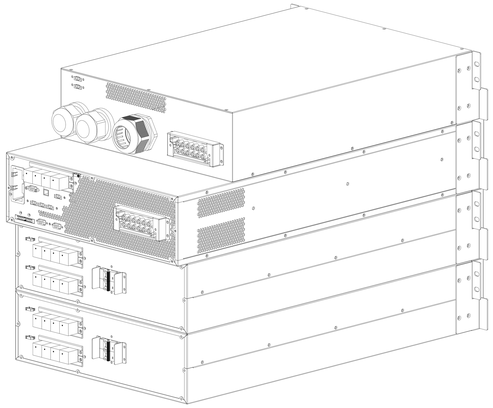

Isometric rear view

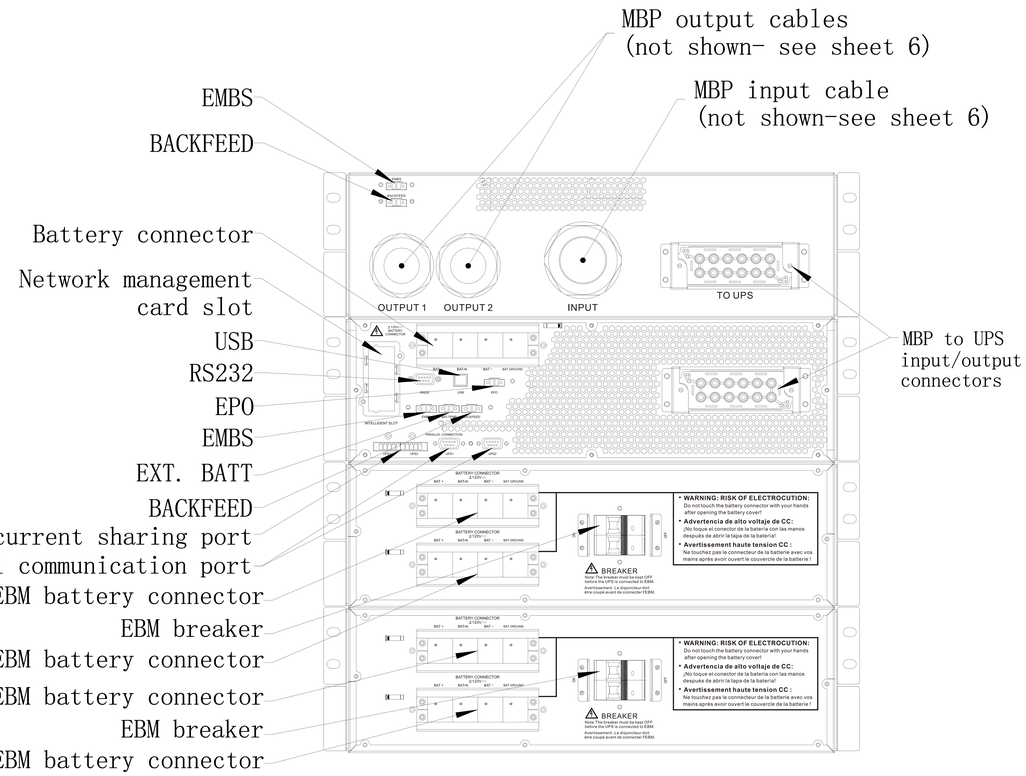

Rear view

X.	X.	MM	PART NO.: 93PX15K, 93PX15KIND
.X	.X	UNITS:	TITLE: 15kW UPS System Bundle Model
.XX	.XX	MAT'L:	APPRD: / DATE:
PROPRIETARY NOTE THESE DRAWINGS AND SPECIFICATION ARE THE PROPERTY OF EATON CORPORATION AND SHALL NOT BE REPRODUCED OR DISCLOSED TO OTHERS WITHOUT THE PRIOR WRITTEN CONSENT OF EATON CORPORATION		FINISH:	CHKD: / DATE:
			DRAW: Jeffrey / DATE: 2025-9-1

EATON CORPORATION

DWG NO: A4

PAPER SCALE	SHEET	REV
7:100	2 of 6	A

REV.	ECN. NO.	APPD.

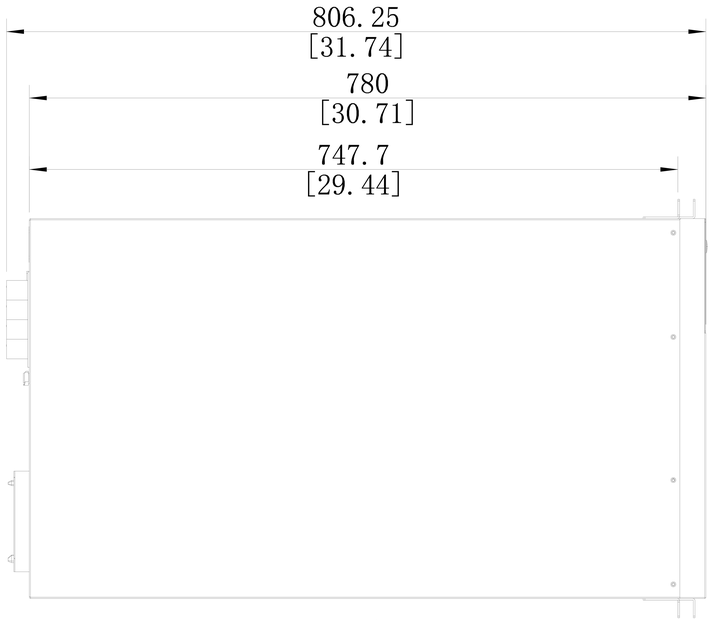

Top view

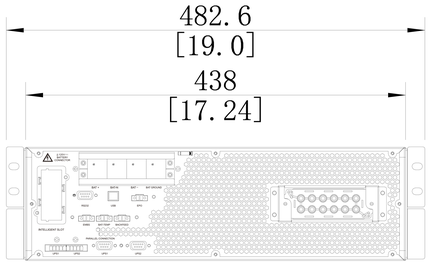

Rear view

Side view



Front view

NOTES:
1. ALL DIMENSIONS ARE IN MILLIMETERS[INCHES].
2. THE SYSTEM MUST BE INSTALLED ON A LEVEL FLOOR SURFACE SUITABLE FOR COMPUTER OR ELECTRONIC EQUIPMENT.
3. THE SYSTEM MUST BE INSTALLED IN A TEMPERATURE AND HUMIDITY CONTROLLED INDOOR AREA FREE OF CONDUCTIVE CONTAMINANTS.
4. ALL WIRING IS TO BE IN ACCORDACE WITH NATIONAL AND LOCAL ELECTRIC CODES.
5. SPECIFICATIONS ARE SUBJECT TO CHANGE.
6.Net weight:36KG

X.	X.		PART NO.: 93PX15KPM	EATON CORPORATION EATON
.X	.X			
.XX	.XX	UNITS: MM	TITLE: 15kW Power Module (PM)	
PROPRIETARY NOTE THESE DRAWINGS AND SPECIFICATION ARE THE PROPERTY OF EATON CORPORATION AND SHALL NOT BE REPRODUCED OR DISCLOSED TO OTHERS WITHOUT THE PRIOR WRITTEN CONSENT OF EATON CORPORATION		MAT'L:	APPRD: / DATE:	DWG NO: A4
		FINISH:	CHKD: / DATE:	PAPER SCALE 1:20 / SHEET 3 of 6 / REV A
			DRAW: Jeffrey / DATE: 2025-9-1	

REV.	ECN. NO.	APPD.

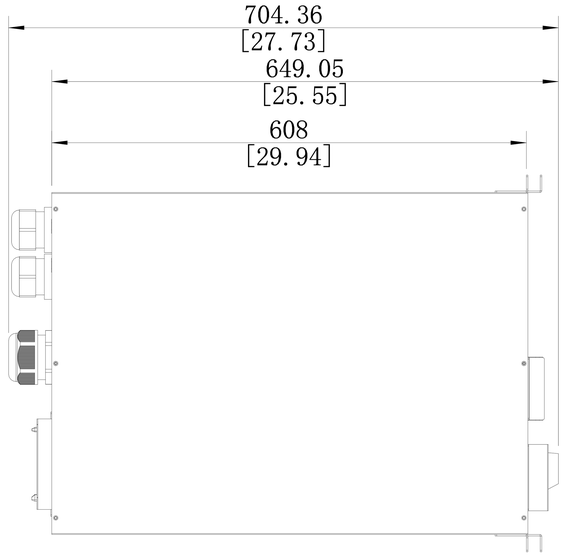

Top view

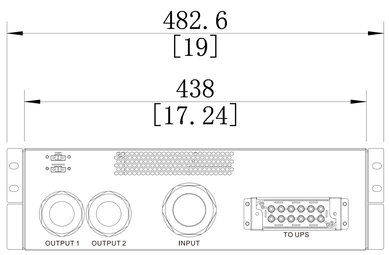

Rear view

Side view

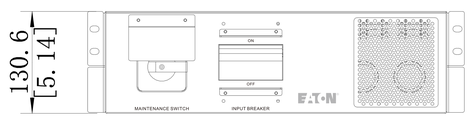

Front view

NOTES:
1. ALL DIMENSIONS ARE IN MILLIMETERS[INCHES] .
2. THE SYSTEM MUST BE INSTALLED ON A LEVEL FLOOR SURFACE SUITABLE FOR COMPUTER OR ELECTRONIC EQUIPMENT.
3. THE SYSTEM MUST BE INSTALLED IN A TEMPERATURE AND HUMIDITY CONTROLLED INDOOR AREA FREE OF CONDUCTIVE CONTAMINANTS.
4. ALL WIRING IS TO BE IN ACCORDACE WITH NATIONAL AND LOCAL ELECTRIC CODES.
5. SPECIFICATIONS ARE SUBJECT TO CHANGE.
6.Net weight:26.8KG

X.	X.°		PART NO.: 93PXMBP15K	EATON CORPORATION EATON
.X	.X			
.XX	.XX	UNITS: MM	TITLE: 15kW MBP	
PROPRIETARY NOTE THESE DRAWINGS AND SPECIFICATION ARE THE PROPERTY OF EATON CORPORATION AND SHALL NOT BE REPRODUCED OR DISCLOSED TO OTHERS WITHOUT THE PRIOR WRITTEN CONSENT OF EATON CORPORATION		MAT'L:	APPRD: / DATE:	DWG NO: A4
		FINISH:	CHKD: / DATE:	PAPER SCALE: 1:20 / SHEET: 4 of 6 / REV: A
			DRAW: Jeffrey / DATE: 2025-9-1	

REV.	ECN. NO.	APPD.

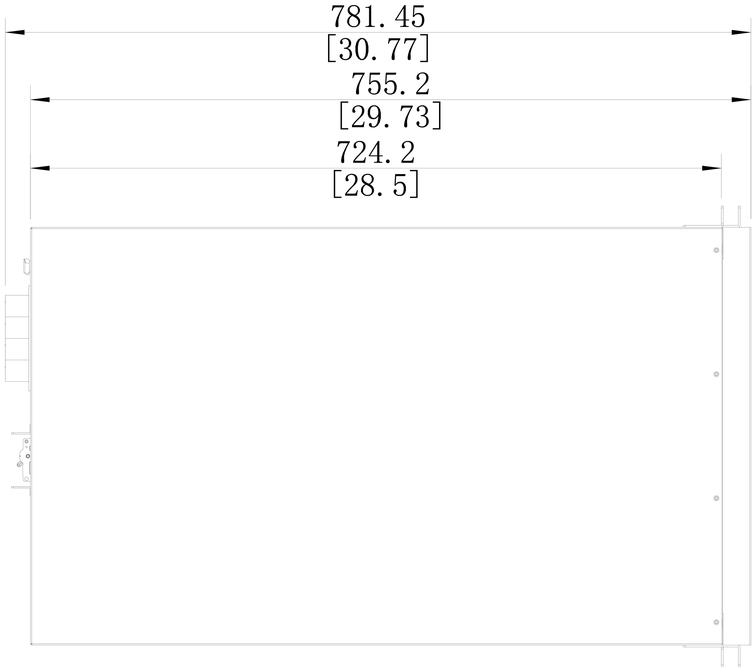

Top view



Rear view

Side view

Front view

NOTES:
1. ALL DIMENSIONS ARE IN MILLIMETERS [INCHES].
2. THE SYSTEM MUST BE INSTALLED ON A LEVEL FLOOR SURFACE SUITABLE FOR COMPUTER OR ELECTRONIC EQUIPMENT.
3. THE SYSTEM MUST BE INSTALLED IN A TEMPERATURE AND HUMIDITY CONTROLLED INDOOR AREA FREE OF CONDUCTIVE CONTAMINANTS.
4. ALL WIRING IS TO BE IN ACCORDACE WITH NATIONAL AND LOCAL ELECTRIC CODES.
5. SPECIFICATIONS ARE SUBJECT TO CHANGE.
6.Net weight:78.5KG

X.	X.		PART NO.: 93PXEBM240		EATON CORPORATION EATON
.X	.X				
.XX	.XX	UNITS: MM	TITLE: EBM, battery module		
PROPRIETARY NOTE THESE DRAWINGS AND SPECIFICATION ARE THE PROPERTY OF EATON CORPORATION AND SHALL NOT BE REPRODUCED OR DISCLOSED TO OTHERS WITHOUT THE PRIOR WRITTEN CONSENT OF EATON CORPORATION		MAT'L:	APPRD:	DATE:	DWG NO: A4
		FINISH:	CHKD:	DATE:	PAPER SCALE 1:20 / SHEET 5 of 6 / REV A
			DRAW: Jeffrey	DATE: 2025-8-22	

REV.	ECN. NO.	APPD.

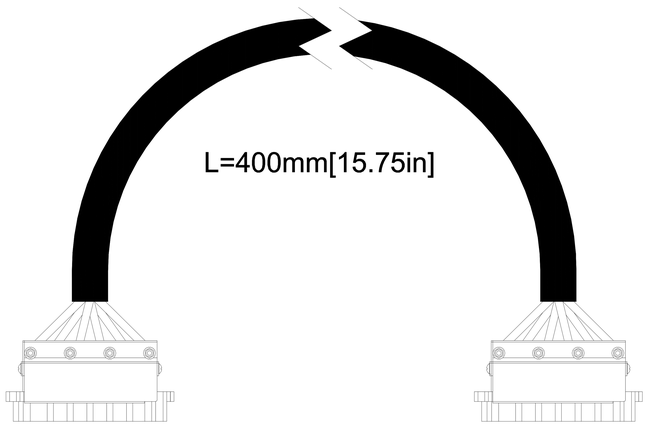

Cable bend radius 3.15 in

Input and output cable between
MBP and power module

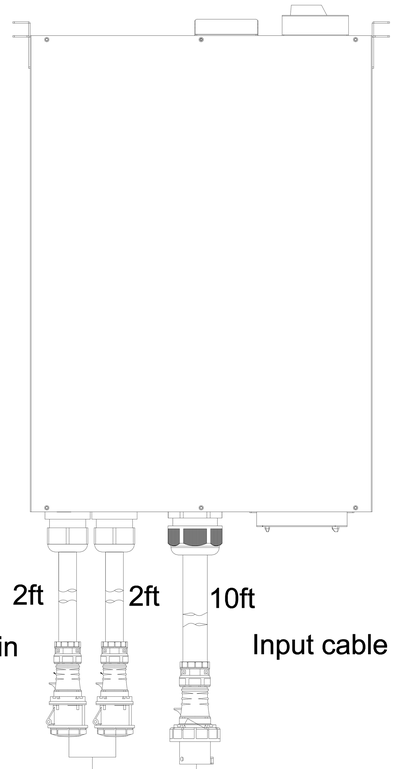

15kW MBP top view

Output cable bend radius 6.4 in

Input cable bend radius 7.8 in

MBP Intput cables with IEC 309 x 60A

MBP Output cables with IEC 309 x 60A

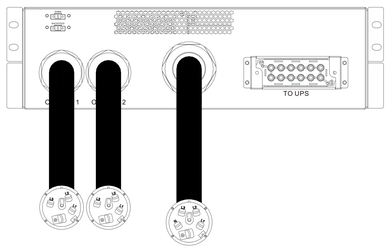

15kW MBP rear view

X.	X.°		PART NO.:	EATON CORPORATION	
.X	.X				
.XX	.XX	UNITS: MM	TITLE: MBP input/output cables and MBP to UPS cable		
PROPRIETARY NOTE THESE DRAWINGS AND SPECIFICATION ARE THE PROPERTY OF EATON CORPORATION AND SHALL NOT BE REPRODUCED OR DISCLOSED TO OTHERS WITHOUT THE PRIOR WRITTEN CONSENT OF EATON CORPORATION		MAT'L:	APPRD:	DATE:	DWG NO: A4
		FINISH:	CHKD:	DATE:	PAPER SCALE: 9:50 / SHEET: 6 of 6 / REV: A
			DRAW: Jeffrey	DATE: 2025-9-1	