REV.	ECN. NO.	APPD.

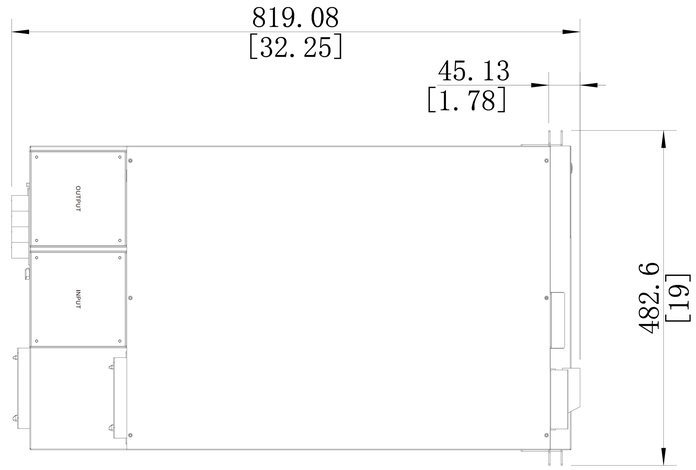

Top view

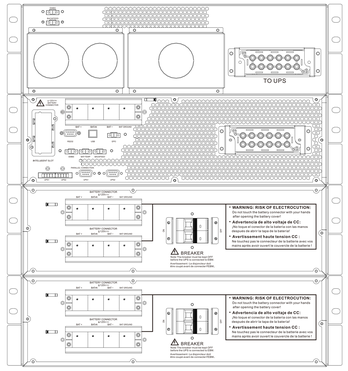

Rear view

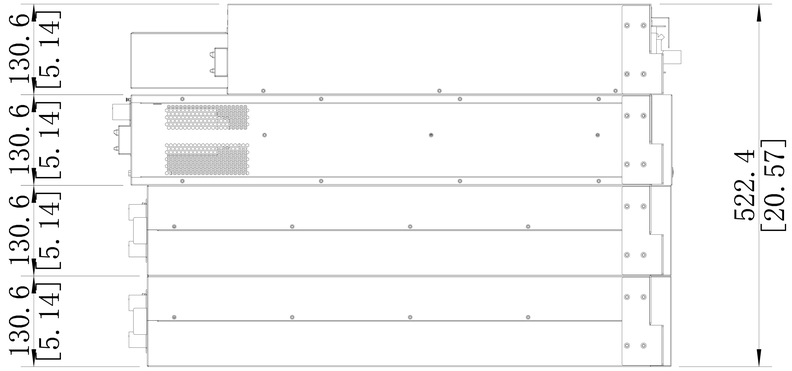

Side view

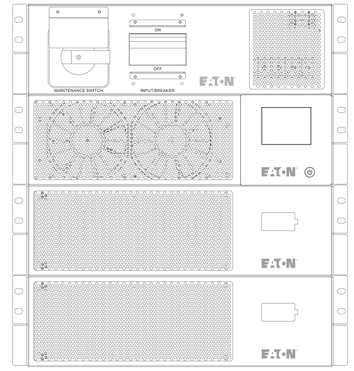

Front view

NOTES:
1. ALL DIMENSIONS ARE IN MILLIMETERS[INCHES].
2. Total system weight:213kG (469.58bs)

X.	X.'		PART NO.: 93PX20KHW, 93PX20KHWIND		EATON CORPORATION E·T·N
.X	.X	MM UNITS:	TITLE: 20kW UPS System Bundle Module		
.XX	.XX	MAT'L:	APPRD:	DATE:	DWG NO: A4
PROPRIETARY NOTE THESE DRAWINGS AND SPECIFICATION ARE THE PROPERTY OF EATON CORPORATION AND SHALL NOT BE REPRODUCED OR DISCLOSED TO OTHERS WITHOUT THE PRIOR WRITTEN CONSENT OF EATON CORPORATION		FINISH:	CHKD:	DATE:	PAPER SCALE: 7:100 / SHEET: 1 of 6 / REV: A
			DRAW: Jeffrey	DATE: 2025-9-1	

REV.	ECN. NO.	APPD.

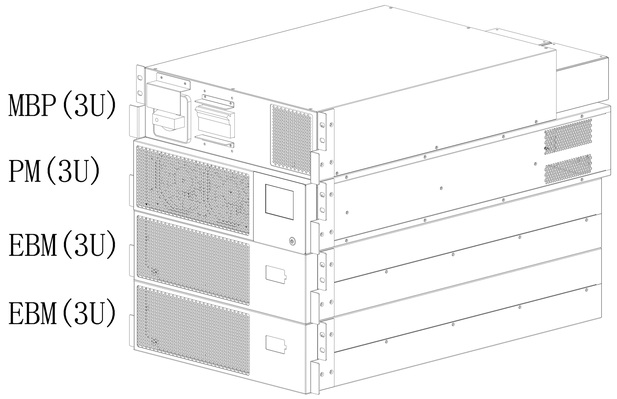

Isometric front view

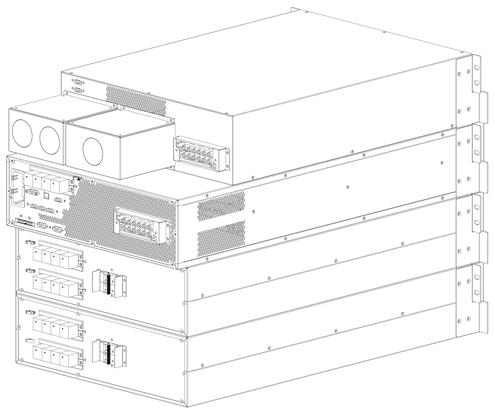

Isometric rear view

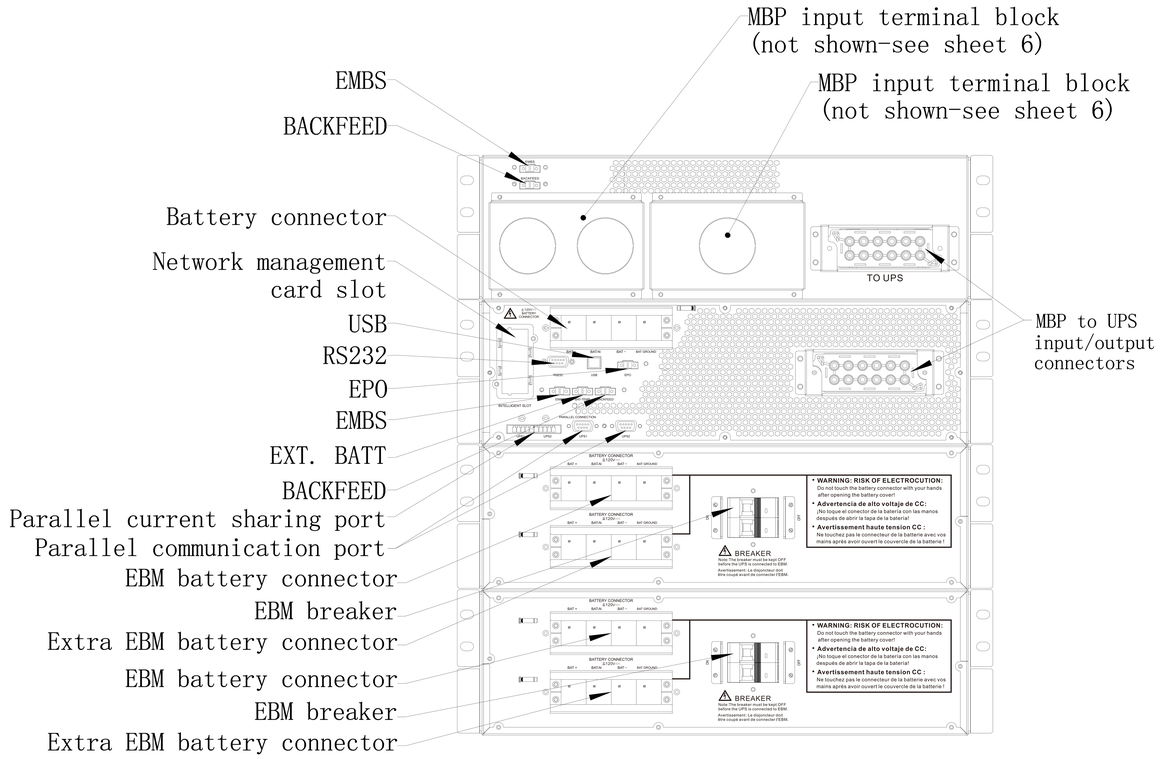

Rear view

X.	X.		PART NO.: 93PX20KHW, 93PX20KHWIND	EATON CORPORATION
.X	.X			
.XX	.XX	MM UNITS:	TITLE: 20kW UPS System Bundel Model	
PROPRIETARY NOTE THESE DRAWINGS AND SPECIFICATION ARE THE PROPERTY OF EATON CORPORATION AND SHALL NOT BE REPRODUCED OR DISCLOSED TO OTHERS WITHOUT THE PRIOR WRITTEN CONSENT OF EATON CORPORATION		MAT'L:	APPRD: / DATE:	DWG NO: A4
		FINISH:	CHKD: / DATE:	PAPER SCALE: 7:100 / SHEET: 2 of 6 / REV: A
			DRAW: Jeffrey / DATE: 2025-9-1	

REV.	ECN. NO.	APPD.

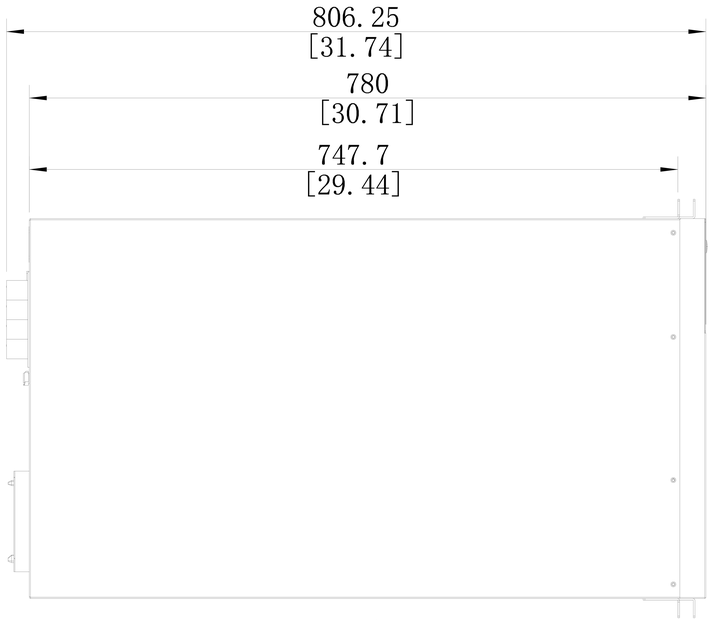

Top view

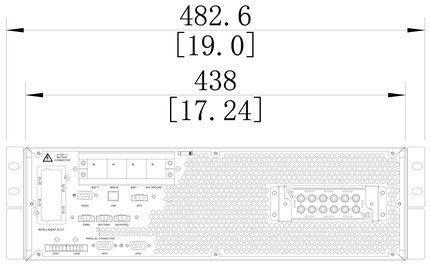

Rear view

Side view



Front view

NOTES:
1. ALL DIMENSIONS ARE IN MILLIMETERS[INCHES].
2. THE SYSTEM MUST BE INSTALLED ON A LEVEL FLOOR SURFACE SUITABLE FOR COMPUTER OR ELECTRONIC EQUIPMENT.
3. THE SYSTEM MUST BE INSTALLED IN A TEMPERATURE AND HUMIDITY CONTROLLED INDOOR AREA FREE OF CONDUCTIVE CONTAMINANTS.
4. ALL WIRING IS TO BE IN ACCORDACE WITH NATIONAL AND LOCAL ELECTRIC CODES.
5. SPECIFICATIONS ARE SUBJECT TO CHANGE.
6.Net weight:38KG

X.	X.		PART NO.: 93PX20KPM	EATON CORPORATION EATON
.X	.X			
.XX	.XX	UNITS: MM	TITLE: 20kW Power Module (PM)	
PROPRIETARY NOTE THESE DRAWINGS AND SPECIFICATION ARE THE PROPERTY OF EATON CORPORATION AND SHALL NOT BE REPRODUCED OR DISCLOSED TO OTHERS WITHOUT THE PRIOR WRITTEN CONSENT OF EATON CORPORATION		MAT'L:	APPRD: / DATE:	DWG NO: A4
		FINISH:	CHKD: / DATE:	PAPER SCALE 1:20 / SHEET 3 of 6 / REV A
			DRAW: Jeffrey / DATE: 2025-9-1	

REV.	ECN. NO.	APPD.

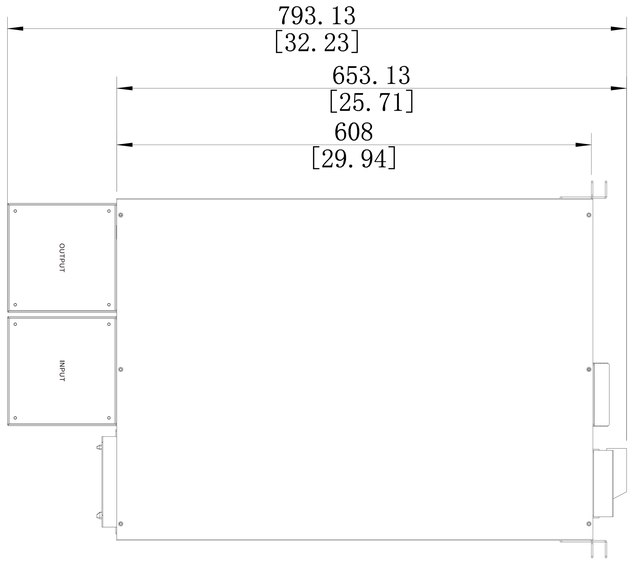

Top view

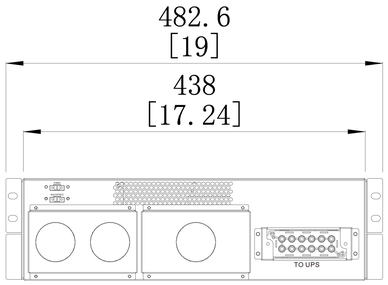

Rear view

Side view

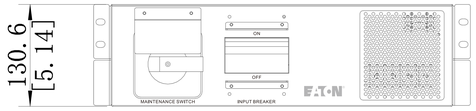

Front view

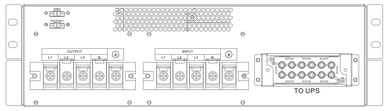

Without TB cover

NOTES:
1. ALL DIMENSIONS ARE IN MILLIMETERS[INCHES] .
2. THE SYSTEM MUST BE INSTALLED ON A LEVEL FLOOR SURFACE SUITABLE FOR COMPUTER OR ELECTRONIC EQUIPMENT.
3. THE SYSTEM MUST BE INSTALLED IN A TEMPERATURE AND HUMIDITY CONTROLLED INDOOR AREA FREE OF CONDUCTIVE CONTAMINANTS.
4. ALL WIRING IS TO BE IN ACCORDACE WITH NATIONAL AND LOCAL ELECTRIC CODES.
5. SPECIFICATIONS ARE SUBJECT TO CHANGE.
6.Net weight:18KG

X.	X.°		PART NO.: 93PXMBP20KHW	EATON CORPORATION EATON
.X	.X			
.XX	.XX	UNITS: MM	TITLE: 20kW MBP	
PROPRIETARY NOTE THESE DRAWINGS AND SPECIFICATION ARE THE PROPERTY OF EATON CORPORATION AND SHALL NOT BE REPRODUCED OR DISCLOSED TO OTHERS WITHOUT THE PRIOR WRITTEN CONSENT OF EATON CORPORATION		MAT'L:	APPRD: / DATE:	DWG NO: A4
		FINISH:	CHKD: / DATE:	PAPER SCALE 1:20 / SHEET 4 of 6 / REV A
			DRAW: Jeffrey / DATE: 2025-9-1	

REV.	ECN. NO.	APPD.

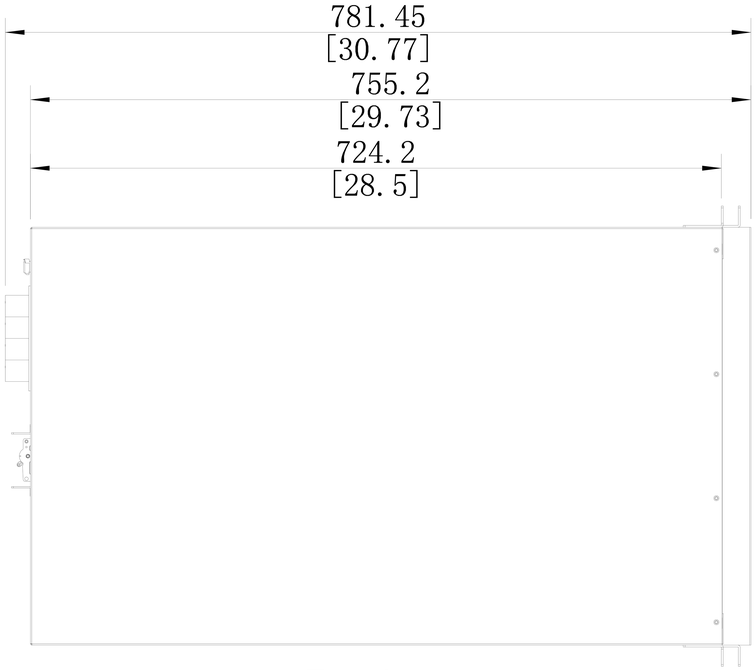

Top view



Rear view

Side view

Front view

NOTES:
1. ALL DIMENSIONS ARE IN MILLIMETERS [INCHES].
2. THE SYSTEM MUST BE INSTALLED ON A LEVEL FLOOR SURFACE SUITABLE FOR COMPUTER OR ELECTRONIC EQUIPMENT.
3. THE SYSTEM MUST BE INSTALLED IN A TEMPERATURE AND HUMIDITY CONTROLLED INDOOR AREA FREE OF CONDUCTIVE CONTAMINANTS.
4. ALL WIRING IS TO BE IN ACCORDACE WITH NATIONAL AND LOCAL ELECTRIC CODES.
5. SPECIFICATIONS ARE SUBJECT TO CHANGE.
6.Net weight:78.5KG

X.	X.		PART NO.: 93PXEBM240		EATON CORPORATION EATON
.X	.X				
.XX	.XX	UNITS: MM	TITLE: EBM, battery module		
PROPRIETARY NOTE THESE DRAWINGS AND SPECIFICATION ARE THE PROPERTY OF EATON CORPORATION AND SHALL NOT BE REPRODUCED OR DISCLOSED TO OTHERS WITHOUT THE PRIOR WRITTEN CONSENT OF EATON CORPORATION		MAT'L:	APPRD:	DATE:	DWG NO: A4
		FINISH:	CHKD:	DATE:	PAPER SCALE 1:20 / SHEET 5 of 6 / REV A
			DRAW: Jeffrey	DATE: 2025-8-22	

REV.	ECN. NO.	APPD.

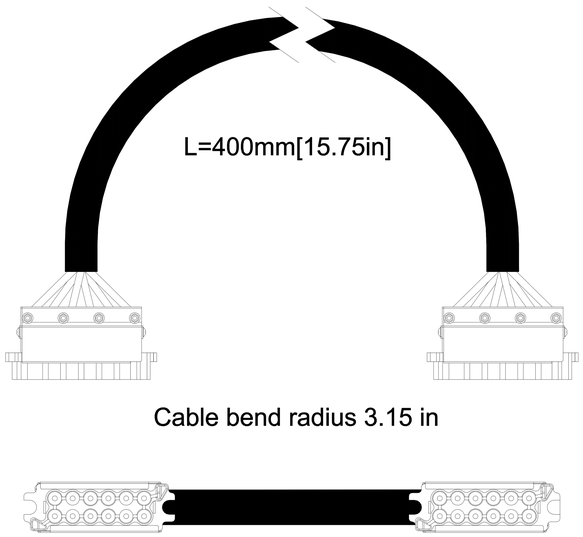

Input and output cable between
MBP and power module



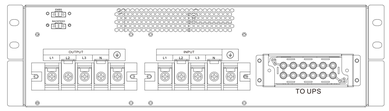

20kW MBP rear view

X.	X.°	MM	PART NO.:	EATON CORPORATION
.X	.X	UNITS:	TITLE: MBP input/output terminal block and MBP to UPS cable	
.XX	.XX	MAT'L:	APPRD: / DATE:	DWG NO: A4
		FINISH:	CHKD: / DATE:	PAPER SCALE / SHEET / REV
			DRAW: Jeffrey / DATE: 2025-8-26	9:50 / 6 of 6 / A

PROPRIETARY NOTE
THESE DRAWINGS AND SPECIFICATION ARE THE PROPERTY OF EATON CORPORATION AND SHALL NOT BE REPRODUCED OR DISCLOSED TO OTHERS WITHOUT THE PRIOR WRITTEN CONSENT OF EATON CORPORATION