
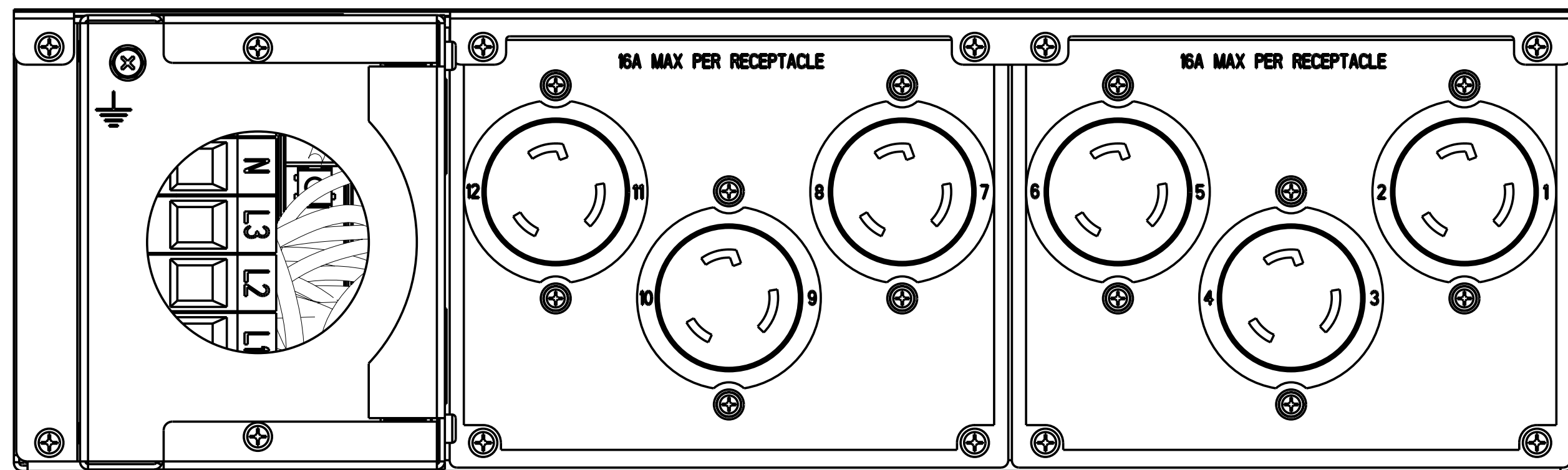



CONFIGURATION: L6 - 15R  
 RECEPTACLE BOM: 103005928  
 OVERLAY P/N (1-6): 138425904-007  
 OVERLAY P/N (7-12): 138425904-027




CONFIGURATION: L6 - 30R  
 RECEPTACLE BOM: 103005930  
 OVERLAY P/N (1-6): 138425904-009  
 OVERLAY P/N (7-12): 138425904-029



CONFIGURATION: L6 - 20R  
 RECEPTACLE BOM: 103005929  
 OVERLAY P/N (1-6): 138425904-008  
 OVERLAY P/N (7-12): 138425904-028



CONFIGURATION: L15 - 20R  
 RECEPTACLE BOM: 10300xxxx  
 OVERLAY P/N (1-6): 138425904-010  
 OVERLAY P/N (7-12): 138425904-030



CONFIGURATION: L15 - 30R  
 RECEPTACLE BOM: 10300xxxx  
 OVERLAY P/N (1-6): 138425904-011  
 OVERLAY P/N (7-12): 138425904-031

## △ OUTPUT ASSEMBLY OPTIONS

ITEM QTY (BALLOON KEY)

|  |                   |  |             |   |         |
|--|-------------------|--|-------------|---|---------|
| METRIC   |                   | THIRD ANGLE PROJECTION   | POWERWARE   |   | SIZE: D |
| DESCRIPTION: ASSY DWG, R2P2  |                   |  |             |   |         |
| MODIFIED BY: M. CARNES   | DATE: 08-NOV-2007 | UNLESS OTHERWISE SPECIFIED TOLERANCES ON DIMENSIONS ARE:<br>ANGLES: ±1/2°    DECIMALS: 0.X: ±0.25    X: (FOR X > 3): ±1<br>HOLES: Ø0.13    0.XX: Ø0.25    X: (FOR X > 3): ±2.5 |             | SCALE: 0.167<br>(DO NOT SCALE<br>DRAWING OR<br>CHANGE MANUALLY) |         |
| ECO: 0002437   | STATE: Release    | DIMENSIONS ARE IN MILLIMETERS (INCHES) AND AFTER PLATING   |             | SHEET: 9 of 16  |         |
| PRO-ENGINEER GENERATED   |                   | PART NAME: 110916208   | REVISION: 3 |   |         |
| THESE DRAWINGS AND SPECIFICATIONS ARE THE PROPERTY OF POWERWARE CORP. AND SHALL NOT BE REPRODUCED OR COPIED OR USED AS THE BASIS FOR MANUFACTURE OR SALE OF APPARATUS WITHOUT PERMISSION |                   |  |             |   |         |