

Application Guide



EATON

Powering Business Worldwide



Detroit Locker



ELocker



Detroit TruTrack



Posi

Performance Differentials

Rugged. Reliable. Proven.



Application Guide Contents

Differential Product Overview	3	Special Applications	25
New Products	4	Differential Install Notes	26
Differential Install Kits	10	Posi Service Kits	30
Quality, Strength and Durability	14	ELocker Service Kits	32
General Information and Quick Reference.....	15	Detroit Truetrac Service Kits	36
Passenger Car Applications.....	16	Proper Oil Selection	37
Truck, SUV, Van and Chassis Applications.....	18	Shimming for a Pattern	38
		Superseded Part Numbers.....	39

The Power of Control

Choose Eaton® to get the most out of your drivetrain.



Detroit Locker

The Detroit Locker is a 100% automatic locking differential that provides ultimate traction for mild to extreme vehicle applications. Its unique, bullet-proof design is engineered to keep both wheels in drive mode - even if one wheel is lifted off the ground.

- 100-percent automatic locking
- Unmatched strength
- Maintenance-free
- Provides maximum amount of traction to both wheel ends

Eaton ELocker

The Eaton ELocker is an electronic, selectable differential designed for drivers that need traction on-demand. At the flip of a dash switch, drivers can go from open to 100-percent locked. A second flip of the switch deactivates the unit to resume normal driving.

- Driver selectable operation
- Net-forged gears for maximum strength and durability
- Most reliable on-demand differential
- Quickly send all torque to both wheels to overcome obstacles

Detroit Truetrac

The Detroit Truetrac is a helical-gear style limited-slip differential that maximizes wheel traction and enhances driving and handling characteristics. Its versatility makes the Detroit Truetrac the ideal traction solution for almost any type of vehicle.

- Smooth, automatic operation
- Maintenance-free
- Unique, helical gear design
- Ideal for most vehicles

Eaton Posi

The Eaton Posi limited-slip differential is the perfect way to control traction in street rods, light duty pickups and all types of tarmac running race cars.

- Race-bred carbon friction discs
- Rebuildable design
- Net-forged gears for added strength
- Smooth, automatic operation
- Tunable via various spring packs (pre-loads)

NEW



Differentials for Jeep Wrangler (JL) and Gladiator (JT)

NEW

Wrangler JL - Front & Rear Applications
(all models excluding Rubicon unless otherwise stated)

Model Year Applicability
2018 - Current

Detroit Truetrac: Axle Spline: 32 (917A736*)

Eaton ELocker: Axle Spline: 29 (14244-1*)
Axle Spline: 32 (14234-1*)
Axle Spline: 35 (14313-2*) (Includes Rubicon)



917A736 32 Spline

NEW

Gladiator JT - Front & Rear Applications
(all models excluding Rubicon unless otherwise stated)

Model Year Applicability
2020 - Current

Detroit Truetrac: Axle Spline: 32 (917A736)

Eaton ELocker: Axle Spline: 32 (14234-1*)
Axle Spline: 35 (14313-2*) (Includes Rubicon)



ELocker®

14234-1* 32 Spline
14244-1* 29 Spline
14313-2* 35 Spline

See page 21 for more details.

*See the notes section regarding specific installation notes for this differential.

New ELocker Fitments

NEW



NEW

Ranger w/o OEM Locker (Excl. Tremor & Raptor)

Model Year Applicability

2019-2022 Front & rear fitments available

Axle Model: Dana M190 IFS

Axle Spline: 29 teeth

Gear Ratio: All

Axle Model: Dana M220

Axle Spline: 32 teeth

Gear Ratio: 3.73

See page 19 for more details.

NEW

Land Rover Defender 110/130, Range Rover Classic, Defender 90, Discovery Series I & II

Model Year Applicability

1993-2015 Front & rear fitments available

Axle Model: Rover Type (some excl. P38)

Axle Spline: 24 teeth

Gear Ratio: 3.54

See page 22 for more details.

NEW

Porsche Cayenne 955, Cayenne 957

Model Year Applicability

2003-2010 Front fitments available

Axle Model: ZF Axle model 955-349-010 (IFS)

Axle Spline: 37 teeth

Gear Ratios: 3.73, 3.90, 4.10, 4.56

See page 23 for more details.

NEW

Volkswagen Touareg (First Generation)

Model Year Applicability

2002-2010 Front fitments available

Axle Model: ZF IFS

Axle Spline: 37 teeth

Gear Ratio: 3.73, 3.90, 4.10, 4.56

See page 24 for more details.

NEW



NEW



ELocker for Toyota Applications



See page 23 for further information.

NEW



New Differentials for Fords

NEW

Ford F-150

Model Year Applicability
2009-2024

Ring Gear Dia.: 8.8"

[Detroit Truetrac: 917A738](#)

Axle Shaft Dia.: 1.32"

Axle Spline: 31 teeth

Gear Ratio: All

Location: Front

NEW

Ford F-150 without OEM Locker

Model Year Applicability
2015-2024

Ring Gear Dia.: Super 8.8"

[Detroit Truetrac: 917A739](#)

Axle Shaft Dia.: 1.36"

Axle Spline: 34 teeth

Gear Ratio: 3.31 & Up

Location: Rear

See page 19 for further information.



NEW



New Differentials for Fords

NEW

Ford Bronco (G6 w/o Factory Locker, excluding Raptor)

Model Year Applicability
2021-2023

Ring Gear Dia.: 8.66"

Axle Shaft Dia.: 1.41"

Axle Spline: 32 teeth

Gear Ratio: 3.73

Location: Rear

Detroit Truetrac: 917A736*

Eaton ELocker: 14234-1*

Notes: Factory 3.73 gear equipped Ford Broncos feature a welded ring gear/open differential and will require a replacement M220 JL ring & pinion to complete installation.



See page 19 for further information.

NEW

Ranger w/o OEM Locker (Excluding Tremor & Raptor)

Model Year Applicability
2019-2022 Front & rear fitments available

Axle Model: Dana M190 IFS

Axle Spline: 29 teeth

Gear Ratio: All

Axle Model: Dana M220

Axle Spline: 32 teeth

Gear Ratio: 3.73

Detroit Truetrac: 917A736*

Eaton ELocker: 14234-1*



See page 19 for further information.

*See the notes section regarding specific installation notes for this differential.




Eaton Master Differential Installation Kits

Eaton master installation kits make upgrading your differential easier by providing all the components needed to properly install your Eaton differential or replace your ring and pinion, in one box. Premium bearings and components ensure long life and quiet operation.

- Includes all necessary components to complete installation
- Premium bearings and components ensure long life and quiet operation
- Makes it easier to upgrade to a new Eaton differential

Part Number	Axle / Model Description	Works with Eaton part number(s)
K-AAM11.5-10R	AAM 11.50" Rear Master Install Kit, Fits 2010 & Older Applications	250SL195A, 915A568
K-AAM11.5-18R	AAM 11.50" Rear Master Install Kit, Fits 2011-2018 GM, 2011-2013 Dodge Applications	250SL195A, 915A568
K-AMC20-R	AMC Model 20 Rear Master Install Kit, Fits 1976-1986 Applications	187SL163A, 187SL47A, 912A579
K-C8.25-69R	CHRY 8.25" Rear Master Install Kit, Fits 1969-1974 Applications	187C151A
K-C8.25-76R	CHRY 8.25/8.375" Rear Master Install Kit, Fits 1976 & Newer Applications	187C151A, 187C179A, 912A553
K-C8.75-489R	CHRY 8.75" Rear Master Install Kit, Fits Casting 489	187SL14A, 913A572, 914A583
K-C8.75-741R	CHRY 8.75" Rear Master Install Kit, Fits Casting 741	187SL14A, 913A572, 914A583
K-C8.75-742R	CHRY 8.75" Rear Master Install Kit, Fits Casting 742	187SL14A, 913A572, 914A583
K-C9.25-10R	CHRY 9.25" Rear Master Install Kit, Fits 2010 & Older	187C172A, 913A368
K-C9.25-11R	Chrysler 9.25"/ZF Rear Master Install Kit, Fits 2011 & Newer Applications	917A730
K-C9.25SF	CHRY 9.25" Front Master Install Kit, Fits 2003 - 2010 Ram 2500	914A643

Differential Install Kits



NEW

Part Number	Axle / Model Description	Works with Eaton part number(s)
K-D30-186	Dana 30 (186MM) JL Front Master Install Kit, Fits 2018-2024 JK Wrangler	912A585
K-D30-F	Dana 30 Front Master Install Kit, Fits 2006 & Older Applications (non crush sleeve)	162SL60A, 162SL60B, 912A584, 912A585
K-D30F-CS	Dana 30 Front Master Install Kit, Fits Ford & Jeep Applications	162SL60A, 162SL60B, 912A584, 912A585
K-D30-JK	Dana 30 JK Front Master Install Kit, Fits 2007-2018 JK Wrangler	162SL60A, 162SL60B, 912A584, 912A585
K-D35-200	Dana 35/M200 (JL) Rear Master Install Kit, Fits 2018-2024 JL Applications	14244-1
K-D35-IFS	Dana 35 IFS Master Install Kit, Fits 1990-1997 Non-CV Applications	162C56A
K-D35-IFSCV	Dana 35 IFS Master Install Kit, Fits 1990-1997 CV Applications	162C56A
K-D35-R	Dana 35 Rear Master Install Kit, Fits 27 Spline Applications	162C56A, 912A569
K-D44-210	Dana 44/M210 (JL/JT) Front Master Install Kit, Fits 2018-2024 JL/JT Non-Rubicon Applications	917A736, 14234-1
K-D44-220	Dana 44/M220 (JL/JT) Rear Master Install Kit, Fits 2018-2024 JL/JT Non-Rubicon Applications	917A736, 14234-1
K-D44-96F	Dana 44 IFS Master Install Kit, Fits 1994 & Older Dodge, 1992-1996 F-150	187SL16D, 187SL16C, 913A591, 913A592, 19977-010, 19969-010
K-D44-96IRS	Dana 44 Vette Master Install Kit, Fits 1985-1996 Corvette	913A614
K-D44-FR	Dana 44 Front/Rear Master Install Kit, Fits 2006 & Older Applications	187SL16D, 187SL16C, 913A591, 913A592, 913A590, 913A589, 19977-010, 19969-010
K-D44-IRSV	Dana 44 Viper Master Install Kit, Fits 1992-2002 Dodge Viper	913A614
K-D44-JK	Dana 44 (JK) Rear Master Install Kit, Fits 2007-2018 JK Non-Rubicon Applications	913A589, 19977-010
K-D60-02FR	Dana 60 Rear Master Install Kit, Fits 1994-2002 Dodge	225SL19B, 225SL19A, 225SL29B, 225SL29A, 913A389, 913A390, 915A385, 915A386, 14020-010, 14021-010, 14022-010, 14023-010
K-D60-16F	Dana 60 Front Master Install Kit, Fits 2000-2016 Ford	225SL29B, 225SL29A, 915A387, 915A388, 14022-010, 14023-010
K-D60-FR	Dana 60 Front/Rear Master Install Kit, Fits Ford, Dodge, GM Applications	225SL19B, 225SL19A, 225SL29B, 225SL29A, 913A389, 913A390, 915A385, 915A386, 14020-010, 14021-010, 14022-010, 14023-010
K-D70-HDR	Dana 70 HD Rear Master Install, Fits Dodge	225SL107D, 225SL107C, 225SL58D, 225SL58C, 14032-010, 14033-010
K-D70-R	Dana 70 Rear Master Install Kit, Fits Ford and Dodge	225SL107D, 225SL107C, 225SL58D, 225SL58C, 14032-010, 14033-010

Differential Install Kits

NEW



Dana 44 for Jeep JL

Part Number	Axle / Model Description	Works with Eaton part number(s)
K-D70-UFHD	Dana 70 U Rear Master Install Kit, Fits Ford HD Van with: 453X/469 Bearing & Race	225SL58D, 225SL58C, 14032-010, 14033-010
K-D70-UR	Dana 70 U Rear Master Install Kit, Fits Dodge 1991-2002 1/2 Ton Applications	225SL107D, 225SL107C
K-D70-URF	Dana 70 U Rear Master Install Kit, Fits Ford Van with: 382S/387A Bearing & Race	225SL58D, 225SL58C, 14032-010, 14033-010
K-D80-98.5R	Dana 80 Rear Master Install Kit, Fits 1998.5 & Newer Applications	225SL131A, 225SL105A, 915A567, 915A450, 916A566, 916A427
K-D80-R	Dana 80 Rear Master Install Kit, Fits 1998 & Older Applications	225SL131A, 225SL105A, 915A567, 915A450, 916A566, 916A427
K-F10.25-R	Ford 10.25" Rear Master Install Kit, Fits 1983 1998 Applications	225SL56A, 915A550, 19694-010
K-F10.5-07R	Ford 10.50" Rear Master Install Kit, Fits 1999-2007 Applications	225SL56A, 915A550, 19694-010
K-F10.5-10R	Ford 10.50" Rear Master Install Kit, Fits 2008-2010 Applications	225SL56A, 915A550, 19694-010
K-F1035-11R	Ford 10.50" Rear Master Install Kit, Fits 2011 & Newer Applications	225SL56A, 915A550, 19694-010
K-F7.5R	Ford 7.5" Rear Master Install Kit, Fits Various 2013 & Older Applications	162C57A, 912A316
K-F8.8-09	Ford 8.8" Rear Master Install Kit	187C147A, 187C145A, 912A562, 913A561, 913A701, 19605-010, 19588-010, 19660-011
K-F8.8-15	Ford 8.8" Rear Master Install Kit, Fits 2015 & Newer Mustang	917A731
K-F8.8EIRS	Ford 8.8" Rear Master Install Kit	187C147A, 187C145A, 912A562, 913A561, 913A701, 19605-010, 19588-010, 19660-010
K-F8-SR	Ford 8" Rear Master Install Kit, Fits 1963-1971 Applications	187S13D, 912A616
K-F9.289CB	Ford 9" Master Install Kit, Fits 2.895 Carrier Bearing: LM102910, LM102949; Standard Pinion Support: M88048, M88010	187SL13A, 187SL17B, 912A587, 913A586
K-F9.289DY	Ford 9" Daytona Master Install Kit, Fits: 2.895 Carrier Bearing: LM102910, LM102949	187SL13A, 187SL17B, 912A587, 913A586
K-F9.306CB	Ford 9" Master Installation Kit Fits 3.062 Carrier Bearing: LM603049, LM603011: Standard Pinion Support: M88048, M88010	187SL13A, 187SL17B, 912A587, 913A586
K-F9.306DY	Ford 9" Daytona Master Install Kit, Fits: 3.062 Carrier Bearing: LM603049, LM603011	187SL13A, 187SL17B, 912A587, 913A586
K-F9.325CB	Ford 9" 35 Spline Master Install Kit, Fits: 3.25 Carrier Bearing: LM104911, LM104949	187S160A, 914A690
K-F9.325DY	Ford 9" Daytona Master Install Kit, Fits: 3.25 Carrier Bearing: LM104911, LM104950	187S160A, 914A690
K-F9.75-10R	Ford 9.75" Rear Master Install Kit, Fits 1999-2010 Applications	225C194A, 913A477
K-F9.75-11R	Ford 9.75" Rear Master Install Kit, Fits 2011 & Newer Applications	225C194A, 913A477

Differential Install Kits

NEW



Part Number	Axle / Model Description	Works with Eaton part number(s)
K-GM10.5-90R	GM 10.50" Rear Master Install Kit, Fits 1990 & Older Applications	225S10, 915A545, 915A547, 19689-010, 19610-010
K-GM10.5-97R	GM 10.50" Rear Master Install Kit, Fits 1991-1997 Applications	225S10, 915A545, 915A547, 19689-010, 19610-010
K-GM10.5-98R	GM 10.50" Rear Master Install Kit, Fits 1998 & Newer Applications	225S10, 915A545, 915A547, 19689-010, 19610-010
K-GM12CR	GM 8.875" 12 Bolt Car Master Installation Kit, Fits 1964 - 1972 Applications	913A555, 914A576, 914A575, 19554-010, 19555-010
K-GM12TR	GM 8.875T 12 Bolt Master Install Kit, Fits GM 12 Bolt Truck Rear	187C150A, 913A315, 19587-010, 19556-010
K-GM-64R	GM 55P 8.2 Master Install Kit, Fits 1955-1964 Applications (3rd-Member)	19686-010
K-GM7.5-98	GM 7.5" Rear Master Install Kit, Fits 1981-1998 Applications	162C58A, 162C59A, 911A319, 912A317, 19663-010, 19599-010
K-GM7.5-99	GM 7.5" Rear Master Install Kit, Fits 1999 & Newer Applications	162C59A, 912A317, 19599-010
K-GM8.0-02R	GM 8.0" Rear Master Install Kit, Fits 2002 & Newer Applications	912A654
K-GM8.2-72BOP	GM 8.2" BOP Rear Master Install Kit, Fits 1964-1972	19674-010
K-GM8.2-72R	GM 8.2" Rear Master Install Kit, Fits 1964-1972 Applications	19603-010
K-GM8.5-08R	GM 8.5"/8.6" 10 Bolt Rear Master Install Kit, Fits 1999-2008 Applications	187C148A, 913A481, 19559-010, 19659-010
K-GM8.5SF	GM 8.5" Front Master Install Kit, Fit 1991 & Older applications	187C149A, 187C148A, 912A557, 19557-010, 19559-010, 19659-010
K-GM8.5SR	GM 8.5" Rear Master Install Kit, Fits 1998 & Older Applications	187C149A, 187C148A, 912A556, 913A481, 19557-010, 19559-010, 19659-010
K-GM8.6-09R	GM 8.6" Rear Master Install Kit, Fits 2009 & Newer Applications	187C148A, 913A481, 19559-010, 19659-010
K-GM8.6-10IRS	GM 8.6" (218mm) IRS Master Install Kit, Fits 2010-2015 Camaro	912A686
K-GM9.5-14	GM 9.5" Rear Master Install kit, Fits 2014 & Newer Applications	917A732
K-GM9.5-96	GM 9.5" Rear Master Install kit, Fits 1996 & Older Applications	225C135A, 914A538, 19590-010
K-GM9.5-97	GM 9.5" Rear Master Install kit, Fits 1997-2013 Applications	225C135A, 914A538, 19590-010
K-GM9.76-14R	GM 9.76" Rear Master Install Kit, Fits 2014 & Newer Applications w.6.2L Eng.	917A732
K-GMCOR-79IRS	GM 8.5" 3rd-Member Rear Master Install Kit, Fits 63-79 IRS Corvette	19670-010
K-GTO-06R	GM 7.75" GTO IRS Master Install kit, Fits 2004-2006 Applications	912A642
K-NISM226-R	Nissan M226 Rear Master Install Kit, Fits Nissan Titan	913A582

**Quality.
Strength.
Durability.**

Eaton offers a broad portfolio of differentials to meet the unique needs of performance and enthusiast drivers. Our lineup includes locking and limited-slip, automatically engaging and driver-selectable products. Choosing an Eaton Performance differential not only ensures ultimate performance but our superior product quality reduces time spent in the garage and decreases wallet-draining driveline repairs.

Eaton Detroit Locker



Eaton ELocker



Eaton Detroit Truetrac



Eaton Posi



General Information

Application Guide Usage

How to use this application guide

1. Navigate to the appropriate vehicle type and OEM.
2. Using your vehicle owners manual, find the correct model year and axle type.
3. **If known**, find the correct axle shaft diameter, spline count and gear ratio.
If unknown, please consult your local mechanic as these items are critical to selecting the appropriate differential unit.
4. Find the Eaton differential products available for your specific vehicle.

1 Year	2 Description	3 Ring Gear Diameter	3 Axle Shaft Diameter	3 Spline Count	3 Gear Ratio	4 Detroit Locker	4 Detroit Truetrac	5 Eaton Posi	5 Eaton ELocker
GM: Chevrolet, Pontiac, Buick and Oldsmobile									
1964 - 1972	GM 12 bolt car	8.875"	1.29"	30	3.08 - 3.90		913A555*	19554-010	
1964 - 1972	GM 12 bolt car	8.875"	1.29"	30	4.10 & up			19555-010	
1964 - 1972	GM 12 bolt car	8.875"	1.41"	33	3.08 - 3.90		914A576*		
1964 - 1972	GM 12 bolt car	8.875"	1.41"	33	4.10 & up		914A575*		
Custom	GM 12 bolt car	8.875"	1.50"	35	3.08 - 3.90				

5. IMPORTANT

Eaton Performance differentials are designed for very specific axle applications. Product listings with an asterisk(*) may require special components or special technical knowledge for installation. Please review the notes section and consult with your local mechanic prior to purchasing or installing any Eaton product.

Quick Reference

No matter your application, Eaton Performance has a differential to meet your needs.

Eaton Performance Products	Applications					
	Classic Muscle Car	Modern Muscle Car	Off-Road	Rock Crawling	Street to Strip	Towing
Differentials						
Eaton Detroit Locker®	●		●	●	●	
Eaton Detroit Truetrac®	●	●	●		●	●
Eaton ELocker®			●	●		
Eaton Posi®	●				●	●

Differentials Passenger Car

Model Year	Axle Description	Ring Gear Diameter	Axle Shaft Diameter	Spline Count	Gear Ratio	Detroit Locker	Detroit Truetrac	Eaton Posi	Eaton ELocker
Chrysler, Dodge and Plymouth									
1997 - 2009	Chrysler C-Clip	8.375"	1.21"	29	2.73 & up	187C179A	912A553		
1970 - 1996	Chrysler C-Clip	8.375"	1.17"	27	2.73 & up	187C151A			
1974 - 2010	Chrysler C-Clip	9.25"	1.32"	31	2.76 - 4.56	187C172A	913A368		
1957 - 1974	Chrysler	8.75"	1.28"	30	2.76 - 4.56	187SL14A	913A572		
1957 - 1974	Chrysler	8.75"	1.31"	33	2.76 - 4.56		914A583*		
1966 - 1972	Dana 60	9.75"	1.31"	30	4.10 & dn	225SL19B	913A389		14020-010
					4.56 & up	225SL19A	913A390		14021-010
1966 - 1972	Dana 60 HD	9.75"	1.50"	35	4.10 & dn	225SL29B	915A385		14022-010
					4.56 & up	225SL29A	915A386		14023-010

Ford, Lincoln and Mercury

1975 - 2009	Ford C-Clip	7.5"	1.20"	28	All	162C57A	912A316		
1986 - 2014	Ford C-Clip	8.8"	1.32"	31	All	187C145A*	913A561	19588-010	19660-010
Custom	Ford	8.8"		33			913A701 (Non C-Clip Only)		
1982 - 2014	Ford C-Clip	8.8"	1.20"	28	All	187C147A*	912A562	19605-010	
1983 - 1986	Ford C-Clip	8.8"	1.32"	31	All			19588-010	19660-010
2015 - 2025	Ford S550/S650 Mustang	8.8"		34	3.31 & up		NEW 917A731		
1957 - 1980	Ford	9"	1.20"	28	3.25 & up	187SL13A	912A587		
1957 - 1980	Ford	9"	1.32"	31	3.25 & up	187SL17B	913A586		
Custom	Ford	9"	1.50"	35	3.25 & up	187S160A	914A690†		
1963 - 1971	Ford	8"	1.20"	28	3.25 & up	187S13D	912A616*		

†3.25" bore housing required

General Motors: Chevrolet, Pontiac, Buick and Oldsmobile

1964 - 1972	GM 12 bolt car	8.875"	1.29"	30	3.08 - 3.90		913A555*	19554-010	
1964 - 1972	GM 12 bolt car	8.875"	1.29"	30	4.10 & up			19555-010	
1964 - 1972	GM 12 bolt car	8.875"	1.41"	33	3.08 - 3.90		914A576*		
1964 - 1972	GM 12 bolt car	8.875"	1.41"	33	4.10 & up		914A575*		
1955 - 1964	GM 3rd Member	8.2"	1.197"	17	3.90 & dn			19686-010*	
1988 - 1996	GM 10 bolt C-Clip	8.5"/8.6"	1.32"	30	2.73 & up	187C148A*	913A481*	19559-010*	19659-010*
1971 - 1989	GM 10 bolt C-Clip	8.5"	1.20"	28	2.73 & up	187C149A*	912A556*	19557-010*	
1964 - 1971	GM 10 bolt Buick, Olds and Pontiac	8.2"	1.25"	28	3.36 & up			19674-010	
1964 - 1972	GM 10 bolt Chevrolet	8.2"	1.23"	28	3.08 & up			19603-010	
1988 - 2002	GM 10 bolt	7.5"/7.6"	1.20"	28	3.23 & up	162C59A	912A317	19599-010	
1975 - 1989	GM 10 bolt C-Clip	7.5"	1.16"	26	3.23 & up	162C58A	911A319	19663-010	
					3.08 & dn		911A415		
2004 - 2006	GTO / Monaro			28			912A642		
2010 - 2015	Camaro 218mm			32	3.45, 3.73		912A686		

Corvette

1963 - 1979	8.5" Cast Iron 3rd Member			17	3.08 - 3.90			19670-010	
1985 - 1996	Dana 44			30			913A614		

*See the notes section regarding specific installation notes for this differential.

Differentials Passenger Car



Street and Muscle

Transform your daily driver to street machine and back again with Eaton products. Not only will you be the envy of your neighborhood, you will have ultimate performance for your commute during all four seasons.



Drag Racing

Vehicles that run on the quarter mile have unique demands. Choose an Eaton Performance differential to reduce wheel slippage and ensure domination from the green light to the finish line.



Restoration

Don't let that old classic rot away in the garage. Restore it back to the original condition with a performance differential enhancement. It will feel like you're driving off of the lot for the first time again.

"We always try to stay a step ahead of everybody else. It takes a company like Eaton to keep us there."

Troy Trepanier
Rad Rides by Troy

Differentials Truck, SUV, Van and Chassis

Model Year	Axle Description	Ring Gear Diameter	Axle Shaft Diameter	Spline Count	Gear Ratio	Detroit Locker	Detroit Truetrac	Eaton Posi	Eaton ELocker
------------	------------------	--------------------	---------------------	--------------	------------	----------------	------------------	------------	---------------

Chrysler, Dodge, Ram and Plymouth Small and Half-Ton Truck, Wagon and Van

FRONT	1969 - 2001	Dana 44	8.5"	1.31"	30	3.73 & dn	187SL16D	913A591	19977-010
						3.92 & up	187SL16C	913A592	19969-010
	1994 - 1999	Dana 60	9.75"	1.31"	30	4.10 & dn			14020-010
						4.56 & up			14021-010
	1971 - 1993	Dana 60 HD	9.75"	1.50"	35	4.10 & dn	225SL29B	915A387	14022-010
						4.56 & up	225SL29A	915A388	14023-010
	to 1972	Dana 70	10.5"	1.50"	23	All	225S14		
	1997 - 2009	Chrysler C-Clip	8.375"	1.21"	29	2.73 & up	187C179A	912A553	
	1969 - 1996	Chrysler C-Clip	8.375"	1.17"	27	2.73 & up	187C151A		
	1974 - 2010	Chrysler C-Clip	9.25"	1.32"	31	2.76 - 4.56	187C172A	913A368	
	2011 - Current	235mm C-Clip	9.25"		31	All		NEW 917A730	
	1965 - 1974	Chrysler	8.75"	1.28"	30	2.76 - 4.56	187SL14A	913A572	
	1965 - 1974	Chrysler	8.75"	1.31"	33	2.76 - 4.56		914A583*	

Chrysler, Dodge, Ram and Plymouth Three Quarter and One-Ton Truck, Wagon, Van, Cab & Chassis and Motor Home

FRONT	2003 - 2013	AAM Dodge	9.5"		33			914A643*	
	1976 - 2000	Dana 60 HD	9.75"	1.50"	35	4.10 & dn	225SL29B	915A387	14022-010
						4.56 & up	225SL29A	915A388	14023-010
	1971 - 1976	Dana 70	10.5"	1.50"	35	4.56 & up	225SL58C*		14033-010
	to 1974	Dana 70	10.5"	1.50"	23	All	225S14		
	1975 - 2002	Dana 60, 60 HD, 60M	9.75"	1.31"	30	4.10 & dn	225SL19B	913A389	14020-010
						4.56 & up	225SL19A	913A390	14021-010
	1991 - 2002	Dana 70	10.5"	1.41"	32	4.10 & dn	225SL107D		
						4.56 & up	225SL107C		
	1972 - 1990	Dana 70	10.5"	1.50"	35	4.10 & dn	225SL58D*		
						4.56 & up	225SL58C*		
	1972 - 1985	Dana 70 HD	10.5"	1.50"	35	4.10 & dn	225SL58B*		14032-010
						4.56 & up	225SL58A*		14033-010
	to 1974	Dana 70	10.5"	1.50"	23	All	225S14		
	1994 - 2002	Dana 80	11.5"	1.52"	35	4.10 & up	225SL131A	915A450	
						3.73 & dn		915A567	
	2003 - 2019	AAM	11.5"		30	All	250SL195A	915A568	

*See the notes section regarding specific installation notes for this differential.

Differentials Truck, SUV, Van and Chassis

	Model Year	Axle Description	Ring Gear Diameter	Axle Shaft Diameter	Spline Count	Gear Ratio	Detroit Locker	Detroit Truetrac	Eaton Posi	Eaton ELocker
Ford Small Truck, Minivan and SUV										
FRONT	1990 - 1994	Explorer, Dana 35 IFS Snap Ring 1.14"			27	3.54 & up	162C56A			19821-020*
	1990 - 1997	1/2 Ranger, Dana 35 IFS Snap Ring				3.54 & up	162C56A			19821-020*
	2019 -2022	Ranger (w/o OEM Locker (excl. Tremor & Raptor)) Dana M190 IFS	7.48"	1.24	29	All				NEW 14263-1
	1983 - 2009	Ford C-Clip	7.5"	1.20"	28	All	162C57A	912A316		
	2019 -2022	Ranger (w/o OEM Locker (excl. Tremor & Raptor)) Dana 44 (M220)	8.66"	1.41	32	3.73		NEW 917A736*		NEW 14234-1*
	2021 - 2023	Ford Bronco G6 (w/o Factory Locker excl. Raptor) Dana 44 (M220)	8.66"	1.41"	32	3.73		NEW 917A736*		NEW 14234-1*
	1983 - 2014 Custom	Ford C-Clip	8.8"	1.32"	31	All	187C145A*	913A561	19588-010	19660-010
	1983 - 2011	Ford C-Clip	8.8"	1.20"	28	All	187C147A*	912A562	19605-010	
	1983 - 1986	Ford C-Clip	8.8"	1.32"	31	All			19588-010	19660-010
	1957 - 1987	Ford	9"	1.20"	28	3.25 & up	187SL13A	912A587		
FRONT	1957 - 1987	Ford	9"	1.32"	31	3.25 & up	187SL17B	913A586		
		Ford	9"	1.50"	35	3.25 & up	187S160A	914A690		
Ford Half-Ton Truck, Van and SUV										
FRONT	1967 - 1972	Dana 30	7.2"	1.16"	27	3.54 & dn	162SL60A*	912A584*		19817-020*
						3.73 & up	162SL60B*	912A585*		19818-020*
	1970 - 1982	Dana 44	8.5"	1.31"	30	3.73 & dn	187SL16D	913A591		19977-010
						3.92 & up	187SL16C	913A592		19969-010
	1983 - 1997	Dana 44 C-Clip IFS	8.5"	1.31"	30	3.73 & dn		913A591		
						3.92 & up		913A592		
	1997 - 2008	Ford IFS Snap Ring	8.8"	1.20"	28	All	187C147A*	912A563		
	2009 -2024	Ford IFS Snap Ring	8.8"	1.32"	31	All		NEW 917A738		
	1977 - 1979	Dana 44	8.5"	1.31"	30	3.73 & dn	187SL16D	913A589		19977-010
				1.31"	30	3.92 & up	187SL16C	913A590		19969-010
FRONT	1987 - 2014	Ford C-Clip	8.8"	1.32"	31	All	187C145A*	913A561	19588-010	19660-010
	1983 - 1986	Ford C-Clip	8.8"	1.32"	31	All			19588-010	19660-010
	2015 -2024	Ford Super C-Clip	8.8"	1.36"	34	3.31 & Up		NEW 917A739*		
	1957 - 1972	Ford	9"	1.20"	28	3.25 & up	187SL13A	912A587		
	1957 - 1986	Ford	9"	1.32"	31	3.25 & up	187SL17B	913A586		
	1997 - 2023	Ford	9.75"	1.37"	34	All	225C194A*	913A477*		
	2015 - 2023	Ford Transit T150	9.75"	1.37"	34	All		NEW 913A477*		
Ford Three Quarter-Ton Truck, Van and SUV										
FRONT	1967 - 1996	Dana 44	8.5"	1.31"	30	3.73 & dn	187SL16D	913A591		19977-010
						3.92 & up	187SL16C	913A592		19969-010
	1997 - 2008	Ford IFS Snap Ring	8.8"	1.20"	28	All	187C147A*	912A563		
	1979 - 2016	Dana 60	9.75"	1.50"	35	4.10 & dn	225SL29B	915A387		14022-010
						4.56 & up	225SL29A*	915A388*		14023-010*
	2015 - 2019	Ford Transit T250	9.75"	1.37"	34	All		NEW 913A477*		
	Custom	Dana Super 60	9.75"	1.70"	40	4.10 & dn				14024-010
	Custom	Dana Super 60	9.75"	1.70"	40	4.56 & up				14025-010
	1975 - 1984	Dana 60-3	9.75"	1.31"	30	4.10 & dn	225SL19B	913A389		14020-010
						4.56 & up	225SL19A	913A390		14021-010
FRONT	1985 - 2019	Ford	10.25"/10.5"	1.50"	35	All	225SL56A*	915A550*	19694-010*	

*See the notes section regarding specific installation notes for this differential.

Differentials Truck, SUV, Van and Chassis

Model Year	Axle Description	Ring Gear Diameter	Axle Shaft Diameter	Spline Count	Gear Ratio	Detroit Locker	Detroit Truetrac	Eaton Posi	Eaton ELocker
------------	------------------	--------------------	---------------------	--------------	------------	----------------	------------------	------------	---------------

Ford Three Quarter-Ton Truck, Van and SUV (Cont.)

1983 - 1985	Dana 70U	10.5"	1.50"	35	4.10 & dn	225SL58D*			
					4.56 & up	225SL58C*			

Ford One-Ton Truck, Van, Wagon and Cab & Chassis

FNT	1974 - 2016	Dana 60	9.75"	1.50"	35	4.10 & dn	225SL29B	915A387	14022-010
	1974 - 2016	Dana 60	9.75"			4.56 & up	225SL29A*	915A388*	14023-010*
	1978 - 1979	Dana 60	9.75"	1.31"	30	4.10 & dn	225SL19B	913A389	14020-010
			9.75"			4.56 & up	225SL19A	913A390	14021-010
	to 1974	Dana 60	9.75"	1.31"	16	4.10 & dn	225S12C		
	1975 - 1985	Dana 70 HD	10.5"	1.50"	35	4.10 & dn	225SL58B*		14032-010
						4.56 & up	225SL58A*		14033-010
	1983 - 1997	Dana 70-U-1,2	10.5"	1.50"	35	4.10 & dn	225SL58D*		
						4.56 & up	225SL58C*		
	1985 - 2019	Ford	10.25"/10.5"	1.50"	35	All	225SL56A*	915A550*	19694-010*
FRONT	1996 - 2016	Dana 80	11.5"	1.60"	37	3.73 & dn		916A566	
						4.10 & up	225SL105A*	916A427*	
	1998 - 2016	Dana 80	11.5"	1.50"	35	3.73 & dn		915A567	
						4.10 & up	225SL131A*	915A450*	
	1998 - 2011	Dana S135	14.25"	1.84"	36	4.63 - 5.38	250SL166		

General Motors Half-Ton Truck

FRONT	1977 - 1988	GM 10 bolt	8.5"	1.20"	28	2.73 & up	187C149A	912A557*	19557-010*
	1967 - 1980	Dana 44	8.5"	1.31"	30	3.73 & dn	187SL16D	913A591	19977-010
				30	3.92 & up	187SL16C	913A592		19969-010
	1988 - 1991	GM 10 bolt	8.5"	1.30"	30	2.73 & up	187C148A*		19559-010*
	1988 - 2002	GM 10 bolt	7.5"/7.6"	1.20"	28	3.23 & up	162C59A	912A317	19599-010
	1982 - 1989	GM 10 bolt C-Clip	7.5"	1.16"	26	3.23 & up	162C58A	911A319	19663-010
						3.08 & dn		911A415	
	2002 - 2010	GM 10 bolt C-Clip	8"	1.20"	28	All		912A654	
	1988 - 2019	GM 10 bolt C-Clip	8.5"/8.6"	1.32"	30	2.73 & up	187C148A*	913A481*	19559-010*
	1972 - 1989	GM 10 bolt C-Clip	8.5"	1.20"	28	2.73 & up	187C149A*	912A556*	19557-010*
FRONT	1964 - 1982	GM 12 bolt C-Clip	8.875"	1.30"	30	3.73 & up	187C150A*	913A315*	19556-010*
						2.76-3.42			19587-010
	1981 - Current	GM 14 bolt C-Clip	9.5"	1.37"	33	All	225C135A	914A538†	19590-010
	2014 - Current	GM 12 Bolt	9.5"/9.76"	33	3.42 & up		NEW 917A732*		

†Beam axle only.

General Motors Three Quarter-Ton Truck

FRONT	1977 - 1989	GM 10 bolt	8.5"	1.20"	28	2.73 & up	187C149A*	912A557*	19557-010*
	1988 - 1991	GM 10 bolt	8.5"	1.31"	30	2.73 & up	187C148A		19559-010*
	1967 - 1980	Dana 44	8.5"	1.31"	30	3.73 & dn	187SL16D	913A591	19977-010
						3.92 & up	187SL16C	913A592	19969-010
	1975 - 1991	Dana 60 HD	9.75"	1.50"	35	4.10 & dn	225SL29B	915A387	14022-010
						4.56 & up	225SL29A	915A388*	14023-010
	1988 - 2007	GM 10 bolt C-Clip Van	8.5"/8.6"	1.32"	30	2.73 & up	187C148A*	913A481*	19559-010*
	1978 - 1989	GM 10 bolt C-Clip Van	8.5"	1.20"	28	2.73 & up	187C149A*	912A556*	
	1981 - 2012	GM 14 bolt C-Clip	9.5"	1.37"	33	All	225C135A	914A538	19590-010
	1972 - 2015	GM 14 bolt	10.5"	1.50"	30	4.10 & dn	225S10*	915A545	19689-010
FRONT	1972 - 2015	GM 14 bolt	10.5"	1.50"	30	4.56 & up	225S10*	915A547	19610-010*

*See the notes section regarding specific installation notes for this differential.

Differentials Truck, SUV, Van and Chassis

Model Year	Axle Description	Ring Gear Diameter	Axle Shaft Diameter	Spline Count	Gear Ratio	Detroit Locker	Detroit Truetrac	Eaton Posi	Eaton ELocker
------------	------------------	--------------------	---------------------	--------------	------------	----------------	------------------	------------	---------------

General Motors Three Quarter-Ton Truck (Cont.)

1973 - 1991	Dana 60	9.75"	1.31"	30	4.10 & dn	225SL19B	913A389		14020-010
					4.56 & up	225SL19A	913A390		14021-010
Custom	Dana Super 60	9.75"	1.70"	40	4.10 & dn				14024-010
Custom	Dana Super 60	9.75"	1.70"	40	4.56 & up				14025-010
2001 - 2019	AAM	11.5"		30	All	250SL195A	915A568		

General Motors One-Ton Truck, Van, Cab & Chassis, Motor Home and Bus

FRONT	1977 - 1987	Dana 60 HD	9.75"	1.50"	35	4.10 & dn	225SL29B	915A387	14022-010
						4.56 & up	225SL29A	915A388	14023-010
	1988 - 2012	GM 14 bolt C-Clip	9.5"	1.37"	33	All	225C135A	914A538	19590-010
	1973 - 2015	GM 14 bolt	10.5"	1.50"	30	4.10 & dn	225S10*	915A545	19689-010
						4.56 & up	225S10*	915A547	19610-010*
	1973 - 2005	Dana 70 HD with 4" diameter axle tubes							
		FLAT STYLE CAB	10.5"						
		5/8" pinion offset		1.50"	35	4.10 & dn	225SL58B		14032-010
		5/8" pinion offset		1.50"	35	4.56 & up	225SL58A		14033-010
	1988 - 1989	Dana 70-3U HD w/3.5" diameter axles tubes							
		AERODYNAMIC CAB	10.5"						
		5/8" pinion offset		1.50"	35	3.21, 3.42	225SL58A		14032-010
	1984 - 1986	Dana 70U	10.5"	1.50"	35	4.10 & dn	225SL58D		
	1979 - 1980	Dana 70B	10.5"			4.56 & up	225SL58C		
	2001 - 2019	AAM	11.5"	1.55"	30	All	250SL195A	915A568	

GM One-Ton HD Truck

1992 - 2007	Dana 80	11.5"	1.60"	37	4.10 & up	225SL105A	916A427		
					3.73 & dn		916A566		
to	1986	GM 11000 lb	12"	1.75"	27	All	250S27		
		Rockwell 100/102/200		1.62"	16	All	225S15		
2001 - 2012	AAM	11.5"	1.55"	30	All	250SL195A	915A568		

Jeep Cherokee, Grand Cherokee, Liberty, Post Office Truck, Scrambler, Wagoneer and Wrangler

FRONT	1971 - 2006	Dana 30	7.2"	1.16"	27	3.54 & dn	162SL60A*	912A584*	19817-020*
						3.73 & up	162SL60B*	912A585*	19818-020*
	Custom	Dana Super 30			30	3.73 & up			19819-020*
	1970 - 2009	Dana M-44-IF, IFHD 8.5"		1.31"	30	3.73 & dn	187SL16D*	913A591*	19977-010
						3.92 & up	187SL16C*	913A592*	19969-010
	2007 - 2018	Dana 30	7.2"	1.16"	27	3.54 & dn		912A584*	19817-020*
		Wrangler JK				3.73 & up		912A585*	19818-020*
	2018 - 2024 (Non-Rub)	Dana 30 JL	M186 (7.32")	1.16"	27	3.73 & up			19818-020*
	2018 - 2024 (Non-Rub)	Dana 44 JL/JT w/o OEM ELocker	M210 (8.27")	1.41"	32	All	NEW 917A736*		NEW 14234-1*
	1997 - 2011	Chrysler C-Clip	8.375"	1.21"	29	All	187C179A	912A553	
	1991 - 1996	Chrysler C-Clip	8.375"	1.17"	27	All	187C151A		
	1984 - 2009	Dana 35 C-Clip	7.56"	1.18"	27	3.54 & up	162C56A	912A569	19821-020*
	1985 - 1989	Dana 35 non C-Clip	7.56"	1.18"	27	3.54 & up	162C56A	912A569	19821-020*
	Custom	Dana Super 35	7.56"		30	3.54 & up	162C66A*		19822-020*
	2007 - 2018	Dana 44 Wrangler JK (Non-Rubicon)	8.5"	1.31"	30	All		913A589	19977-010
	1997 - 2006	Wrangler Dana 44	8.5"	1.31"	30	3.73 & dn	187SL16D*	913A589*	19977-010

*See the notes section regarding specific installation notes for this differential.

Differentials Truck, SUV, Van and Chassis

Model Year	Axle Description	Ring Gear Diameter	Axle Shaft Diameter	Spline Count	Gear Ratio	Detroit Locker	Detroit Truetrac	Eaton Posi	Eaton ELocker
Jeep Cherokee, Grand Cherokee, Liberty, Post Office Truck, Scrambler, Wagoneer and Wrangler (Cont.)									
1971 - 2006	Various Dana 44	8.5"	1.31"	30	3.92 & up	187SL16C*	913A590*		19969-010
		8.5"	1.31"	30	3.73 & dn	187SL16D*	913A589*		19977-010
Custom	Dana Super 44	8.5"	1.36"	33	3.92 & up	187SL192A*			
1974 - 1987	Dana M60-3R	9.75"	1.31"	30	4.10 & dn	225SL19B	913A389		14020-010
					4.56 & up	225SL19A	913A390		14021-010
1976 - 1986	AMC 20	8.875"	1.27"	29	3.08 & up	187SL47A	912A579		
2018 - 2024 (Non-Rub)	Dana 35 JL/JT	M200 (7.87")	1.24"	29	All				NEW 14244-1*
	Dana 44 JL/JT w/o OEM ELocker	M220 (8.66")	1.41"	32	All		NEW 917A736		NEW 14234-1*
			1.50"	35	All				NEW 14313-2*
2018 - 2024 (Rubicon)	Dana 44 JL/JT	M220 (8.66")	1.50"	35	All				NEW 14313-2*

Hummer H1, H2 and H3

FRONT	AMC IFS				3.08 & up	187SL47A			
	AMC IRS				3.08 & up	187SL47A	912A579		
	2003 - 2009 H2	9.5"	1.37"	33	All	225C135A	914A538	19590-010	
	2006 - 2009 H3	8.6"	1.32"	30	2.73 & up	187C148A	913A481	19559-010	19659-010

International Harvester 100/1100, 4x4 Half-Ton Pickup, Scout I & II, Traveler, Metro Van

FRONT	1967 - 1977 Dana 30	7.2"	1.16"	27	3.54 & dn	162SL60A*	912A584*		19817-020*
					3.73 & up	162SL60B*	912A585*		19818-020*
	1973 - 1980 Dana 44	8.5"	1.31"	30	3.92 & up	187SL16C	913A592		19969-010
					3.73 & dn	187SL16D	913A591		19977-010
	1967 - 1980 Dana 44	8.5"	1.31"	30	3.92 & up	187SL16C	913A590		19969-010
					3.73 & dn	187SL16D	913A589		19977-010

Isuzu Rodeo

1993 - 2000	Dana 44	8.5"/9"	1.31"	30	3.73 & dn	187SL16D	913A589		19977-010
					3.92 & up	187SL16C	913A590		19969-010
1989 - 1993	GM 10 Bolt	7.5"	1.20"	28	3.23 & up	162C59A	912A317		

Land Rover

FRONT	1993-1996 Range Rover Classic		1.24"	24	3.54		912A407*		NEW 14302-1*
	1993-2015 Defender 90		1.24"	24	3.54		912A407		NEW 14302-1
	1994-1998 Discovery Series I		1.24"	24	3.54		912A407		NEW 14302-1
	1999-2004 Discovery Series II		1.24"	24	3.54		912A407		NEW 14302-1
	2002-2007 Defender 110		1.24"	24	3.54		912A407		NEW 14302-1
	1971-1983 Series III 109 (Salisbury)		1.24"	24	-	225SL36 *			
	1985-1993 Defender 90		1.11"	10	3.54		910A400		
	1989-1993 Discovery Series I		1.11"	10	3.54		910A400		
	1993-1996 Range Rover Classic		1.24"	24	3.54	187SL173A*	912A383*		NEW 14302-1*
	1993-2015 Defender 90		1.24"	24	3.54	187SL173A	912A383		NEW 14302-1
	1994-1998 Discovery Series I		1.24"	24	3.54	187SL173A	912A383		NEW 14302-1
	1999-2004 Discovery Series II		1.24"	24	3.54	187SL173A	912A383		NEW 14302-1
	2002-2007 Defender 110		1.24"	24	3.54	187SL173A	912A383		NEW 14302-1

*See the notes section regarding specific installation notes for this differential.

Differentials Truck, SUV, Van and Chassis

Model Year	Axle Description	Ring Gear Diameter	Axle Shaft Diameter	Spline Count	Gear Ratio	Detroit Locker	Detroit Truetrac	Eaton Posi	Eaton ELocker
------------	------------------	--------------------	---------------------	--------------	------------	----------------	------------------	------------	---------------

Nissan Titan, Truck, Xterra and Frontier

2003 - 2007	Titan M226		1.38"	32	All		913A582*		
	H233		1.25"	31	All	187SL167A			
2005 - 2007	Xterra M226 x/manual trans.		1.38"	32	All		913A582*		
2005 - 2007	Frontier w/M226 option		1.38"	32	All		913A582*		

Porsche

FRONT	2003 - 2006	Cayenne 955 ZF Axle model 955-349-010 (IFS)		37	4.56, 4.10, 3.90, 3.73				NEW 14294-1*
	2007 - 2010	Cayenne 957 ZF Axle model 955-349-010 (IFS)		37	4.56, 4.10, 3.90, 3.73				NEW 14294-1*

Saab: 9-7x

2005.5-2007		8.6"		30	2.73 & up	187C148A	913A481	19559-010	19659-010
-------------	--	------	--	----	-----------	----------	---------	-----------	-----------

Model Year	Series	Axle	Type	Ring Gear Dia.	Spline	Gear Ratio	Detroit Locker	Detroit Truetrac	Eaton Posi	Eaton ELocker
------------	--------	------	------	----------------	--------	------------	----------------	------------------	------------	---------------

Toyota - FJ Cruiser

FRONT	2005 - 2014	Front	Independent	-	30	3.73 & Dn				14219-1*
					30	3.91 & Up				14221-1*
	2005 - 2009	Rear	Beam	8"	30	-	187SL61B	913A610		14211-1*
	2010 - 2014	Rear	Beam	8.2"	30	-				14215-1*

Toyota - 4Runner

FRONT	1984 - 1985	Front	Beam	8"	30	-	187SL61A	913A609		14211-1*
	1986 - 1995	Front	Independent	7.5"	27	-		911A445		14220-1*
	1996 - 2002	Front	Independent	7.5"	27	-		911A342*		14218-1*
	2003 - Current	Front	Independent	-	30	3.73 & Dn				14219-1*
					30	3.91 & Up				14221-1*
	1984 - 2009	Rear	Beam	8"	30	-	187SL61B	913A610		14211-1*
	2010 - Current	Rear	Beam	8.2"	30	-				14215-1*

Toyota - Land Cruiser

FRONT	1969 - 1999	40, 60, 70 Series	Front	Beam	9.5"	30	-	187C152A*		14212-1‡
	1990 - 2015	70 Series	Front	Beam	8"	30	-	187SL61B		14211-1*
	1990 - 1997	80 Series	Front	Beam	8"	30	-	187SL61B		14211-1*
	1996 - 2002	90 Series	Front	Independent	7.5"	27	-			14218-1*
	1998 - 2007	100 Series	Front	Independent	-	30	-			14214-1
	1998 - 2007	105 Series	Front	Beam	8"	30	-	187SL61B		14211-1*
	2002 - 2009	120 Series	Front	Independent	-	30	3.73 & Dn			14219-1*
						30	3.91 & Up			14221-1*
	2009 - 2018	150 Series	Front	Independent	-	30	3.73 & Dn			14219-1*
						30	3.91 & Up			14221-1*
	2007 - 2018	200 Series	Front	Independent	-	34	-			14217-1*

‡Only fits imported models with non-C-Clip axle designs.

*See the notes section regarding specific installation notes for this differential.

Differentials Truck, SUV, Van and Chassis

Model Year	Series	Axle	Type	Ring Gear Dia.	Spline	Gear Ratio	Detroit Locker	Detroit Truetrac	Eaton Posi	Eaton ELocker
------------	--------	------	------	----------------	--------	------------	----------------	------------------	------------	---------------

Toyota - Land Cruiser (Cont.)

1969 - 1999	40, 60, 70 Series C-Clip Only	Rear	Beam	9.5"	30	-	187C152A*			
1969 - 1999	40, 60, 70 Series NON-C-Clip	Rear	Beam	9.5"	30	-				14212-1 [‡]
1999 - 2015	70 Series	Rear	Beam	9.5"	32	-				14213-1
1990 - 1997	80 Series NON-C-Clip	Rear	Beam	9.5"	30	-				14212-1 [‡]
1996 - 2002	90 Series	Rear	Beam	8"	30	-	187SL61B	913A610*		14211-1*
1998 - 2007	100 Series	Rear	Beam	9.5"	32	-				14213-1
1998 - 2007	105 Series	Rear	Beam	9.5"	32	-				14213-1
2002 - 2009	120 Series	Rear	Beam	8"	30	-	187SL61B	913A610*		14211-1*
2009 - 2023	150 Series	Rear	Independent	8.2"	30	-				14215-1*
2007 - 2018	200 Series	Rear	Beam	9.5"	32	-				14213-1

Toyota - Tacoma

FRONT	1995 - 2004	Front	Independent	7.5"	27	-		911A342*		14218-1*
	2005 - Current	Front	Independent	8"	30	3.73 & Dn				14219-1*
						3.91 & Up				14221-1*
	1995 - 2015	Rear	Beam	8.4"	30	-	187SL199A	913A541		14216-1*
	2016 - Current	Rear	Beam	8"	30	All		913A610*		14211-1*
	2016 - Current	Rear	Beam	8.9"	32	-				14235-1*

Toyota - T100 Pickup

FRONT	1993 - 1998	Front	Independent	7.5"	27	-		911A445		14220-1*
		Rear	Beam	8.4"	30	-	187SL199A	913A541		14216-1*

Toyota - Tundra

FRONT	1999 - 2006	Front	Independent	7.5"	27	-				14218-1*
	2007 - 2021	Front	Independent	9"	34	-				14217-1*
	1999 - 2006	Rear	Beam	8.4"	30	-	187SL199A	913A541		14216-1*
	2007 - 2021 (4.7L V8)	Rear	Beam	9.5"	32	-				14213-1
	2007 - 2021 (5.7L V8)	Rear	Beam	10.5"	36	-				14232-1*

Toyota - Sequoia

FRONT	2001 - 2007	Front	Independent	7.5"	27	-		911A342*		14218-1*
	2001 - 2007	Rear	Beam	8.4"	30	-	187SL199A	913A541		14216-1*

Toyota - Pickup ("Mini")

FRONT	1979 - 1985	Front	Beam	8"	30	-	187SL61A	913A609		14211-1*
	1986 - 1995	Front	Independent	7.5"	27	-		911A445		14220-1*
	1979 - 1985	Rear	Beam	8"	30	-	187SL61A	913A611		14211-1*
	1986 - 1995	Rear	Beam	8"	30	-	187SL61B	913A610*		14211-1*

Volkswagen

FRONT	2002-2010	Front	Touareg (First Gen) ZF IFS	-	37	4.56, 4.10, 3.90, 3.73				NEW 14294-1*
-------	-----------	-------	----------------------------	---	----	------------------------	--	--	--	---------------------

[‡]Only fits imported models with non-C-Clip axle designs.

*See the notes section regarding specific installation notes for this differential.

Differentials Special Applications

Model Year	Axle Description	Ring Gear Diameter	Axle Shaft Diameter	Spline Count	Gear Ratio	Detroit Locker	Detroit Truetrac	Eaton Posi	Eaton ELocker
Performance									
	Dana 30, Volvo/RWD 7.2"		1.15"	27	3.73 & up		912A588		
	Dana Super 35	7.56"	1.15"	30	3.54 & up	162C66A*			19822-020*
	Chrysler	8.75"	1.20"	30	2.76 - 5.57	187SL14A	913A572		
	Chrysler	8.75"	1.31"	33	2.76 - 4.56		914A583*		
	Dodge Viper			30			913A614		
	Dana Super 44	8.5"/9"	1.36"	33	3.92 & up	187SL192A*			
	GM 12 Bolt car	8.875"	1.29"	33	3.08 - 3.90		914A576*		
	GM 12 Bolt car	8.875"	1.29"	33	4.10 & up		914A575*		
	Ford	8.8"		33	All		913A701		
	Ford	9"	1.50"	35	3.25 & up	187S160A	914A690		
	Dana 60 rear	9.75"	1.50"	35	4.10 & dn		915A385		14022-010
					4.56 & up		915A386		14023-010
	Dana Super 60	9.75"	1.70"	40	4.10 & dn				14024-010
					4.56 & up				14025-010
	Dana 70	10.5"	1.50"	40	4.10 & dn	225SL205A			14034-010
Circle Track									
	Ford 9" CTR only		1.32"	31	All exc. 2.72	R18703A			

*See the notes section regarding specific installation notes for this differential.



Work Truck / Towing

When uptime is important, choose Eaton Performance differentials. Mud, sand and stones will be no match for your work truck or toy hauler.



Trail and Sand Sports

Looking to dig into rugged terrain or sandy trails? Equip your vehicle with the necessary traction device to power through the difficult spots.



Rock Crawling

If you're taking your rig on the rocks, chances are wheels will be in the air. Choose our automatically engaging or driver-selectable products to ensure you do not end up stranded in mother nature.



Extreme Off-Road

Extreme vehicles require the most capable, durable products. When fans, friends and sponsors are relying on you - why select any other product than the best? Choose Eaton performance differentials - engineered by the experts in driveline for more than 100 years.

Differential Install Notes

This section provides important information about specific requirements needed to properly fit the differential in the vehicle. Please visit eatonperformance.com/installation for the latest notes and updates.

Part Number	Differential Notes
14023-010	For use with non-thick ring gears only.
14211-1	For use with 10 bolt ring gear design. On 2016+ Toyota Tacoma, fits 8.0" ring gear, automatic transmission, not equipped with factory locker. Some OEM factory equipped differentials have a 53mm ID bearing and will require new carrier bearings Koyo #TR100802-2.
14212-1	Uses 50mm inner diameter bearings (Ref. #32010-JRYA1). In Toyota Land Cruiser applications, only fits models with non-C-clip axle designs (non-USA model).
14215-1	Housing may require relief grinding to properly seat electro-magnet. 33mm output shaft or manual locking hubs for '09-'18 Land Cruiser 150 series rear axle.
14216-1	For use with 12 bolt ring gear design.
14217-1	Clamshell style housing only.
14218-1	Front application only. Large hub bearing diameter (50 mm) uses Toyota bearing #90368-50006. Clamshell style housing only.
14219-1	Clamshell style housing only, housing may require relief grinding to properly seat electro-magnet.
14220-1	Non clamshell style housing only.
14221-1	Clamshell style housing only, housing may require relief grinding to properly seat electro-magnet.
14232-1	Toyota Tundra: Only works with housings not equipped with OE electric lockers.
14234-1	¹ The stator must be removed for clearance prior to installing the ring gear. Stator must be removed and reinstalled in the follow order: (1) Ring Gear, (2) Stator Assembly, (3) Bearing. Does not replace factory OEM Elocker. Does not fit vehicles with Full-Float Dana 44 HD Rear Axle. ² Factory 3.73 gear equipped Ford Broncos/Rangers feature a welded ring gear/open differential and will require a replacement M220 Jeep JL ring & pinion to complete installation.
14235-1	Tacoma 2016+: All manual transmissions and factory Elec. locker equipped differentials. Some OEM factory equipped differentials have a 53mm ID bearing and will require new carrier bearings Koyo #TR100802-2.
14244-1	The stator must be removed for clearance prior to installing the ring gear. Stator must be removed and reinstalled in the follow order: (1) Ring Gear, (2) Stator Assembly, (3) Bearing. Does not replace factory OEM Elocker. Does not fit vehicles with Full-Float Dana 44 HD Rear Axle.
14294-1	OE bearings can be used: LM503349A & LM503310). OE Porsche axle number 955-349-010. Excludes V10 Applications.
14302-1	Front axle serial number 35S18135C or 37S08651B and later. Rear axle serial number 35S18135C or 37S08651B and later. May accommodate additional aftermarket R&P ratios, check with R&P manufacturer. Bearing cap relief grinding may be required for proper clearance between the bearing cap and the electro-magnet.
14312-2	Requires use of aftermarket 35 spline axle shafts. Axle DIA: 1.50", Spline: 24/48 DP, 30° Pressure Angle. The stator must be removed for clearance prior to installing the ring gear. Stator must be removed and reinstalled in the follow order: (1) Ring Gear, (2) Stator Assembly, (3) Bearing.
14313-2	The stator must be removed for clearance prior to installing the ring gear. Stator must be removed and reinstalled in the follow order: (1) Ring Gear, (2) Stator Assembly, (3) Bearing. Requires use of aftermarket 35 spline axle shafts. Axle DIA: 1.50", Spline: 24/48 DP, 30° Pressure Angle. Rubicon models will require an aftermarket locker control harness to integrate with the OEM locker control switch. Does not fit vehicles with Full-Float Dana 44 HD Rear Axle.
162C66A	Bearing LM102949 and race LM102911 and unique outboard shims are required.
162SL60A	Applies to non-axle disconnect style housing only. Does not fit Jeep Quadra Drive II system.

Differential Install Notes


Part Number	Differential Notes
162SL60B	Applies to non-axle disconnect style housing only. Does not fit Jeep Quadra Drive II system.
187C145A	4.56 and numerically higher gear ratios require relief grinding on ring gear tooth crown for proper installation.
187C146A	4.56 and numerically higher gear ratios require relief grinding on ring gear tooth crown for proper installation.
187C147A	4.56 and numerically higher gear ratios require relief grinding on ring gear tooth crown for proper installation.
187C148A	All Eaton differentials made for General Motors 8.5" and 8.6" axles require special bearings. For axles with small bearing bores (race O.D. or 2.89"), usually found on vehicles prior to 1999, bearing LM102949 and race LM102911 are required. For axles with large bearing bores (race O.D. of 3.06"), usually found on vehicles from 1999-2013, bearing LM603049 and race LM603012 are required.
187C149A	All Eaton differentials made for General Motors 8.5" and 8.6" axles require special bearings. For axles with small bearing bores (race O.D. or 2.89"), usually found on vehicles prior to 1999, bearing LM102949 and race LM102911 are required. For axles with large bearing bores (race O.D. of 3.06"), usually found on vehicles from 1999-2013, bearing LM603049 and race LM603012 are required.
187C152A	Uses 45mm inner diameter bearings.
187S196A	For use with 3.25" bearing bore (aftermarket housing). Designed to fit axles cut with 45-degree pressure angles.
187SL16C	Applies to non-axle disconnect style housing only. For use with non-thick ring gears only. Not for use with factory JK and later housings. Does not fit Jeep Quadra Drive II system.
187SL16D	Applies to non-axle disconnect style housing only. For use with non-thick ring gears only. Not for use with factory JK and later housings. Does not fit Jeep Quadra Drive II system.
187SL173A	Rear axle serial number 35S18135C or 37S08651B and later. May accommodate additional aftermarket R&P ratios, check with R&P manufacturer.
187SL174A	Front axle serial numbers and later: Range Rover - suffix H, 88/109 4 cyl. ¾ ton - suffix H, 109 V8/1 ton - suffix D. Rear axle serial numbers and later: Range Rover - suffix F, 88 - suffix G, 109 V8/1 ton - (Salisbury standard), 109 4 cyl. ¾ ton - (Salisbury optional).
187SL192A	For use with Super Dana 44 housing only. Bearing LM104949 and race LM104912 are required.
187SL61B	32010X bearing allows 913A610 in place of 913A611.
19510-010	Includes 800# preload springs.
19512-010	Includes 800# preload springs.
19556-010	All Eaton differentials made for General Motors 8.5" and 8.6" axles require special bearings. For axles with small bearing bores (race O.D. or 2.89"), usually found on vehicles prior to 1999, bearing LM102949 and race LM102911 are required. For axles with large bearing bores (race O.D. of 3.06"), usually found on vehicles from 1999-2013, bearing LM603049 and race LM603012 are required.
19557-010	All Eaton differentials made for General Motors 8.5" and 8.6" axles require special bearings. For axles with small bearing bores (race O.D. or 2.89"), usually found on vehicles prior to 1999, bearing LM102949 and race LM102911 are required. For axles with large bearing bores (race O.D. of 3.06"), usually found on vehicles from 1999-2013, bearing LM603049 and race LM603012 are required. Manual locking hubs recommended for front axle applications.
19559-010	All Eaton differentials made for General Motors 8.5" and 8.6" axles require special bearings. For axles with small bearing bores (race O.D. or 2.89"), usually found on vehicles prior to 1999, bearing LM102949 and race LM102911 are required. For axles with large bearing bores (race O.D. of 3.06"), usually found on vehicles from 1999-2013, bearing LM603049 and race LM603012 are required. Manual locking hubs recommended for front axle applications.

Differential Install Notes

Part Number	Differential Notes
19659-010	All Eaton differentials made for General Motors 8.5" and 8.6" axles require special bearings. For axles with small bearing bores (race O.D. or 2.89"), usually found on vehicles prior to 1999, bearing LM102949 and race LM102911 are required. For axles with large bearing bores (race O.D. of 3.06"), usually found on vehicles from 1999-2013, bearing LM603049 and race LM603012 are required. Manual locking hubs recommended for front axle applications.
19686-010	Factory housings containing open differentials requires require relief grinding for installation.
19694-010	Full float applications only.
19817-020	Bearing LM102949 and race LM102911 and outboard shims are required. Does not fit Jeep Quadra Drive II system.
19818-020	Bearing LM102949 and race LM102911 and outboard shims are required. Does not fit Jeep Quadra Drive II system.
19819-020	Bearing LM102949 and race LM102911 and outboard shims are required. Does not fit Jeep Quadra Drive II system.
19821-020	Bearing LM102949 and race LM102911 are required.
19822-020	Bearing LM102949 and race LM102911 are required.
19969-010	Does not fit Jeep Quadra Drive II system.
19977-010	Does not fit Jeep Quadra Drive II system.
225C194A	Does not fit SVT Raptor with 35 Spline axles.
225S10	225S10 differential replaces the conventional (non-locking) differential internals only. Removal of thrust washers is required.
225SL105A	Will fit OE 3.73 thin gear sets.
225SL131A	Will fit OE 3.73 thin gear sets.
225SL29A	For use with non-thick ring gears only.
225SL36	(NoSPIN), replaces conventional (non-locking) differential internals only.
225SL56A	Full float applications only.
910A400	Rear axle serial numbers and later: Range Rover - suffix F, 88 - suffix G, 109 V8/1 ton - (Salisbury standard), 109 4 cyl. ¾ ton - (Salisbury optional).
911A342	Front application only. Large hub bearing diameter (50 mm) uses Toyota bearing #90368-50006. Will not fit clamshell housing.
911A445	1986-1988 7.5" independent front suspension. Will not fit selector disconnect "shift on the fly". Small hub bearing diameter (45 mm) applications only.
912A383	Rear axle serial number 35S18135C or 37S08651B and later. May accommodate additional aftermarket R&P ratios, check with R&P manufacturer.
912A407	Front axle serial numbers 49L11363C or 57L05188B and later. May accommodate additional aftermarket R&P ratios, check with R&P manufacturer.
912A556	All Eaton differentials made for General Motors 8.5" and 8.6" axles require special bearings. For axles with small bearing bores (race O.D. or 2.89"), usually found on vehicles prior to 1999, bearing LM102949 and race LM102911 are required. For axles with large bearing bores (race O.D. of 3.06"), usually found on vehicles from 1999-2013, bearing LM603049 and race LM603012 are required. Manual locking hubs recommended for front axle applications.
912A557	All Eaton differentials made for General Motors 8.5" and 8.6" axles require special bearings. For axles with small bearing bores (race O.D. or 2.89"), usually found on vehicles prior to 1999, bearing LM102949 and race LM102911 are required. For axles with large bearing bores (race O.D. of 3.06"), usually found on vehicles from 1999-2013, bearing LM603049 and race LM603012 are required. Manual locking hubs recommended for front axle applications.
912A584	Applies to non-axle disconnect style housing only. Does not fit Jeep Quadra Drive II system.
912A585	Applies to non-axle disconnect style housing only. Does not fit Jeep Quadra Drive II system.
912A616	Bearing LM102949 and race LM102910 are required.
913A477	Does not fit SVT Raptor with 35 spline axles. Ford Transit T250: Non C-Clip application only, axle spacer is not required. Must install plug and snap ring. Semi-float only.

Differential Install Notes

913A481	All Eaton differentials made for General Motors 8.5" and 8.6" axles require special bearings. For axles with small bearing bores (race O.D. or 2.89"), usually found on vehicles prior to 1999, bearing LM102949 and race LM102911 are required. For axles with large bearing bores (race O.D. of 3.06"), usually found on vehicles from 1999-2013, bearing LM603049 and race LM603012 are required. Manual locking hubs recommended for front axle applications.
913A555	Designed to fit axles cut with 45-degree pressure angles.
913A582	All vehicles equipped with OE Electric Locker option require axle shaft relief grinding for proper fit.
913A589	For use with non-thick ring gears only. Does not fit Jeep Quadra Drive II system.
913A590	For use with non-thick ring gears only. Does not fit Jeep Quadra Drive II system.
913A591	Applies to non-axle disconnect style housing only.
913A592	Applies to non-axle disconnect style housing only.
913A609	Small hub bearing diameter (45 mm) application only.
913A610	For use with 10 bolt ring gear design. On 2016+ Toyota Tacoma, fits 8.0" ring gear, automatic transmission, not equipped with factory locker. Some OEM factory equipped differentials have a 53mm ID bearing and will require new carrier bearings Koyo #TR100802-2. 32010X bearing allows 913A610 in place of 913A611.
913A701	For non-c-clip applications only.
914A575	Detroit Truetrac, 33-spline units for this application are designed to fit axles cut with 45-degree pressure angles.
914A576	Detroit Truetrac, 33-spline units for this application are designed to fit axles cut with 45-degree pressure angles.
914A583	Detroit Truetrac, 33-spline units for this application are designed to fit axles cut with 45-degree pressure angles.
914A643	2007 and newer vehicles require model years 2003-2006 ring and pinion.
914A690	For use with 3.25" bearing bore (aftermarket housing).
915A388	For use with non-thick ring gears only.
915A450	Will fit OE 3.73 thin gear sets.
915A550	Full float applications only.
916A427	Will fit OE 3.73 thin gear sets.
917A732	Factory oil drain plug may require relief grinding for correct fitment.
917A736	Factory 3.73 gear equipped Ford Broncos/Rangers feature a welded ring gear/open differential and will require a replacement M220 Jeep JL ring & pinion to complete installation. JL/JT front installation requires aftermarket Front Axle Disconnect (FAD) removal / elimination kit.
917A739	Ford F-150: for vehicles without OEM electronic locking differential.



Eaton Posi Service Kits



DIFFERENTIAL	SERVICE KIT TYPE	COMPONENTS	SERVICE KIT PART#
19663-010 GM 7.5"	Disc & Shim Kit	Carbon discs, guides, shims	29417-00S

DIFFERENTIAL	SERVICE KIT TYPE	COMPONENTS	SERVICE KIT PART#
19686-010 GM 8.2"	Disc & Shim Kit	24 steel discs, guides, shims	29402-00S
		18 steel discs, guides, shims	29403-00S
		Carbon discs, guides, shims	29426-00S
	Preload Kit (200#) (400#) (800#)	Springs, plates Springs, plates Springs, plates	29589-00S 29590-00S 29591-00S

DIFFERENTIAL	SERVICE KIT TYPE	COMPONENTS	SERVICE KIT PART#
19674-010 GM 8.2"	Disc & Shim Kit	24 steel discs, guides, shims	29402-00S
		18 steel discs, guides, shims	29403-00S
		Carbon discs, guides, shims	29426-00S
	Preload Kit (200#) (400#) (800#)	Springs, plates Springs, plates Springs, plates	29589-00S 29590-00S 29591-00S

DIFFERENTIAL	SERVICE KIT TYPE	COMPONENTS	SERVICE KIT PART #
19557-010 GM 8.5"	Disc & Shim Kit	24 steel discs, guides, shims	29402-00S
		18 steel discs, guides, shims	29403-00S
		Carbon discs, guides, shims	29426-00S
	Preload Kit (200#) (400#) (800#)	Springs, plates Springs, plates Springs, plates	29589-00S 29590-00S 29591-00S

DIFFERENTIAL	SERVICE KIT TYPE	COMPONENTS	SERVICE KIT PART#
19599-010 GM 7.625"	Disc & Shim Kit	Carbon discs, guides, shims	29417-00S

DIFFERENTIAL	SERVICE KIT TYPE	COMPONENTS	SERVICE KIT PART#
19670-010, GM 8.2"	Disc & Shim Kit	24 steel discs, guides, shims	29402-00S
		18 steel discs, guides, shims	29403-00S
		Carbon discs, guides, shims	29426-00S
	Preload Kit (200#) (400#) (800#)	Springs, plates Springs, plates Springs, plates	29589-00S 29590-00S 29591-00S

DIFFERENTIAL	SERVICE KIT TYPE	COMPONENTS	SERVICE KIT PART#
19603-010 GM 8.2"	Disc & Shim Kit	24 steel discs, guides, shims	29402-00S
		18 steel discs, guides, shims	29403-00S
		Carbon discs, guides, shims	29426-00S
	Preload Kit (200#) (400#) (800#)	Springs, plates Springs, plates Springs, plates	29589-00S 29590-00S 29591-00S

DIFFERENTIAL	SERVICE KIT TYPE	COMPONENTS	SERVICE KIT PART#
19559-010 GM 8.5"	Disc & Shim Kit	24 steel discs, guides, shims	29402-00S
		18 steel discs, guides, shims	29403-00S
		Carbon discs, guides, shims	29426-00S
	Gear Service Kit	Side gear, pinion gears, washers, shaft screw	29411-00S
	Preload Kit (200#) (400#) (800#)	Springs, plates Springs, plates Springs, plates	29589-00S 29590-00S 29591-00S

Eaton Posi Service Kits

DIFFERENTIAL	SERVICE KIT TYPE	COMPONENTS	SERVICE KIT PART#
19587-010, 19556-010, 19554-010, 19555-010 GM 8.875"	Disc & Shim Kit	24 steel discs, guides, shims 18 steel discs, guides, shims Carbon discs, guides, shims	29402-00S 29403-00S 29426-00S
	Gear Service Kit	Side gear, pinion gears, washers, shaft screw	29412-00S
	Preload Kit (200#) (400#) (800#)	Springs, plates Springs, plates Springs, plates	29589-00S 29590-00S 29591-00S

DIFFERENTIAL	SERVICE KIT TYPE	COMPONENTS	SERVICE KIT PART#
19689-010, 19610-010 GM 10.5"	Disc & Shim Kit	Carbon discs, guides, shims	29408-00S

DIFFERENTIAL	SERVICE KIT TYPE	COMPONENTS	SERVICE KIT PART#
19605-010 Ford 8.8"	Disc & Shim Kit	24 steel discs, guides, shims 18 steel discs, guides, shims Carbon discs, guides, shims	29402-00S 29403-00S 29426-00S
	Preload Kit (200#) (400#) (800#)	Springs, plates Springs, plates Springs, plates	29589-00S 29590-00S 29591-00S

DIFFERENTIAL	SERVICE KIT TYPE	COMPONENTS	SERVICE KIT PART#
19627-010 Ford 9.75"	Disc & Shim Kit	Carbon discs, guides, shims	29418-00S

DIFFERENTIAL	SERVICE KIT TYPE	COMPONENTS	SERVICE KIT PART#
19614-010 Toyota Truck/SUV	Disc & Shim Kit	Carbon discs, guides, shims	29422-00S

DIFFERENTIAL	SERVICE KIT TYPE	COMPONENTS	SERVICE KIT PART#
19590-010, GM 9.5"	Disc & Shim Kit	Carbon discs, guides, shims	29418-00S
	Gear Service Kit	Side gear, pinion gears, washers, shaft screw	29416-00S

DIFFERENTIAL	SERVICE KIT TYPE	COMPONENTS	SERVICE KIT PART#
19588-010 Ford 8.8"	Disc & Shim Kit	24 steel discs, guides, shims 18 steel discs, guides, shims Carbon discs, guides, shims	29402-00S 29403-00S 29426-00S
	Preload Kit (200#) (400#) (800#)	Springs, plates Springs, plates Springs, plates	29589-00S 29590-00S 29591-00S

DIFFERENTIAL	SERVICE KIT TYPE	COMPONENTS	SERVICE KIT PART#
19694-010 Ford 10.25"/10.5"	Disc & Shim Kit	Carbon discs, guides, shims	29406-00S

DIFFERENTIAL	SERVICE KIT TYPE	COMPONENTS	SERVICE KIT PART#
19730-010 Dana 60-3 9.75"	Disc & Shim Kit	Carbon discs, guides, shims	29418-00S
	Preload Kit (Q19590-010)	Springs, plates	PS97P20007

DIFFERENTIAL	SERVICE KIT TYPE	COMPONENTS	SERVICE KIT PART #
19734-010 Dana 60-4 9.75"	Disc & Shim Kit	Carbon discs, guides, shims	29418-00S

Eaton ELocker Service Kits



DIFFERENTIAL	SERVICE KIT TYPE	COMPONENTS	SERVICE KIT PART#
14211-1 14212-1 14213-1 14214-1	Universal Wiring Kit	Dash switch, fuse & holder, relay, suppression device, solenoid, wiring harness & connectors and conduit	23249-00S
	Stator/Armature Kit	Stator, bearing race, thrust bearing and retaining ring	86722-00S

DIFFERENTIAL	SERVICE KIT TYPE	COMPONENTS	SERVICE KIT PART#
14218-1	Universal Wiring Kit	Dash switch, fuse & holder, relay, suppression device, solenoid, wiring harness & connectors and conduit	23249-00S
	Stator/Armature Kit	Stator, bearing race, thrust bearing and retaining ring	86726-00S

DIFFERENTIAL	SERVICE KIT TYPE	COMPONENTS	SERVICE KIT PART#
14215-1	Universal Wiring Kit	Dash switch, fuse & holder, relay, suppression device, solenoid, wiring harness & connectors and conduit	23249-00S
	Stator/Armature Kit	Stator, bearing race, thrust bearing and retaining ring	86732-00S

DIFFERENTIAL	SERVICE KIT TYPE	COMPONENTS	SERVICE KIT PART#
14219-1 14221-1	Universal Wiring Kit	Dash switch, fuse & holder, relay, suppression device, solenoid, wiring harness & connectors and conduit	23249-00S
	Stator/Armature Kit	Stator, bearing race, thrust bearing and retaining ring	86724-00S

DIFFERENTIAL	SERVICE KIT TYPE	COMPONENTS	SERVICE KIT PART#
14216-1 14244-1	Universal Wiring Kit	Dash switch, fuse & holder, relay, suppression device, solenoid, wiring harness & connectors and conduit	23249-00S
	Stator/Armature Kit	Stator, bearing race, thrust bearing and retaining ring	86728-00S

DIFFERENTIAL	SERVICE KIT TYPE	COMPONENTS	SERVICE KIT PART#
14220-1	Universal Wiring Kit	Dash switch, fuse & holder, relay, suppression device, solenoid, wiring harness & connectors and conduit	23249-00S
	Stator/Armature Kit	Stator, bearing race, thrust bearing and retaining ring	86723-00S

DIFFERENTIAL	SERVICE KIT TYPE	COMPONENTS	SERVICE KIT PART#
14217-1	Universal Wiring Kit	Dash switch, fuse & holder, relay, suppression device, solenoid, wiring harness & connectors and conduit	23249-00S
	Stator/Armature Kit	Stator, bearing race, thrust bearing and retaining ring	86725-00S

DIFFERENTIAL	SERVICE KIT TYPE	COMPONENTS	SERVICE KIT PART#
14232-1	Universal Wiring Kit	Dash switch, fuse & holder, relay, suppression device, solenoid, wiring harness & connectors and conduit	23249-00S
	Stator/Armature Kit	Stator, bearing race, thrust bearing and retaining ring	86841-00S

Eaton ELocker Service Kits

DIFFERENTIAL	SERVICE KIT TYPE	COMPONENTS	SERVICE KIT PART#
14234-1 14313-2	Universal Wiring Kit	Dash switch, fuse & holder, relay, suppression device, solenoid, wiring harness & connectors and conduit	23249-00S
	Stator/Armature Kit	Stator, bearing race, thrust bearing and retaining ring	26664-00S

DIFFERENTIAL	SERVICE KIT TYPE	COMPONENTS	SERVICE KIT PART#
14294-1	Universal Wiring Kit	Dash switch, fuse & holder, relay, suppression device, solenoid, wiring harness & connectors and conduit	23249-00S
	Stator/Armature Kit	Stator, bearing race, thrust bearing and retaining ring	86729-00S

DIFFERENTIAL	SERVICE KIT TYPE	COMPONENTS	SERVICE KIT PART#
14235-1	Universal Wiring Kit	Dash switch, fuse & holder, relay, suppression device, solenoid, wiring harness & connectors and conduit	23249-00S
	Stator/Armature Kit	Stator, bearing race, thrust bearing and retaining ring	86842-00S

DIFFERENTIAL	SERVICE KIT TYPE	COMPONENTS	SERVICE KIT PART#
14302-1	Universal Wiring Kit	Dash switch, fuse & holder, relay, suppression device, solenoid, wiring harness & connectors and conduit	23249-00S
	Stator/Armature Kit	Stator, bearing race, thrust bearing and retaining ring	86843-00S

DIFFERENTIAL	SERVICE KIT TYPE	COMPONENTS	SERVICE KIT PART#
14263-1	Universal Wiring Kit	Dash switch, fuse & holder, relay, suppression device, solenoid, wiring harness & connectors and conduit	23249-00S
	Stator/Armature Kit	Stator, bearing race, thrust bearing and retaining ring	86727-00S

DIFFERENTIAL	SERVICE KIT TYPE	COMPONENTS	SERVICE KIT PART#
19659-010 GM 8.5"/8.6"	Universal Wiring Kit	Dash switch, fuse & holder, relay, suppression device, solenoid, wiring harness & connectors and conduit	23249-00S
	Gear Service Kit	Side gear, pinion gears, shims, pinion thrust washers, ramp pins, ramp pin retainer, pinion shaft and shaft lock screw	29296-00S
	Locking Mechanism Kit	Ball ramp set, ball bearings, preload springs, thrust bearing, bearing race and retaining ring	29305-00S
	Stator/Armature Kit	Stator, bearing race, thrust bearing and retaining ring	29393-00S



Eaton ELocker Service Kits

DIFFERENTIAL	SERVICE KIT TYPE	COMPONENTS	SERVICE KIT PART#
19817-010 19818-010	Universal Wiring Kit	Dash switch, fuse & holder, relay, suppression device, solenoid, wiring harness & connectors and conduit	23249-00S
	Stator/Armature Kit	Stator, bearing race, thrust bearing and retaining ring	26663-00S

DIFFERENTIAL	SERVICE KIT TYPE	COMPONENTS	SERVICE KIT PART#
19819-010	Universal Wiring Kit	Dash switch, fuse & holder, relay, suppression device, solenoid, wiring harness & connectors and conduit	23249-00S
	Stator/Armature Kit	Stator, bearing race, thrust bearing and retaining ring	26663-00S

DIFFERENTIAL	SERVICE KIT TYPE	COMPONENTS	SERVICE KIT PART#
19660-010 Ford 8.8"	Universal Wiring Kit	Dash switch, fuse & holder, relay, suppression device, solenoid, wiring harness & connectors and conduit	23249-00S
	Gear Service Kit	Side gear, pinion gears, shims, pinion thrust washers, ramp pins, ramp pin retainer, pinion shaft and shaft lock screw	29308-00S
	Locking Mechanism Kit	Ball ramp set, ball bearings, preload springs, thrust bearing, bearing race and retaining ring	29305-00S
	Stator/Armature Kit	Stator, bearing race, thrust bearing and retaining ring	29393-00S

DIFFERENTIAL	SERVICE KIT TYPE	COMPONENTS	SERVICE KIT PART#
19817-020 19818-020	Universal Wiring Kit	Dash switch, fuse & holder, relay, suppression device, solenoid, wiring harness & connectors and conduit	23249-00S
	Stator/Armature Kit	Stator, bearing race, thrust bearing and retaining ring	26663-00S

DIFFERENTIAL	SERVICE KIT TYPE	COMPONENTS	SERVICE KIT PART#
19819-020	Universal Wiring Kit	Dash switch, fuse & holder, relay, suppression device, solenoid, wiring harness & connectors and conduit	23249-00S
	Stator/Armature Kit	Stator, bearing race, thrust bearing and retaining ring	26663-00S

DIFFERENTIAL	SERVICE KIT TYPE	COMPONENTS	SERVICE KIT PART#
19821-010	Universal Wiring Kit	Dash switch, fuse & holder, relay, suppression device, solenoid, wiring harness & connectors and conduit	23249-00S
	Stator/Armature Kit	Stator, bearing race, thrust bearing and retaining ring	26663-00S

DIFFERENTIAL	SERVICE KIT TYPE	COMPONENTS	SERVICE KIT PART#
Dana 44, 2 Pinion	Universal Wiring Kit	Dash switch, fuse & holder, relay, suppression device, solenoid, wiring harness & connectors and conduit	23249-00S
	Gear Service Kit Dana 44, 30 spline	Side gear, pinion gears, shims, pinion thrust washers, pinion shaft(s) and shaft lock screw	26883-00S
	Stator/Armature Kit	Stator, bearing race, thrust bearing and retaining ring	26664-00S

DIFFERENTIAL	SERVICE KIT TYPE	COMPONENTS	SERVICE KIT PART#
19821-020	Universal Wiring Kit	Dash switch, fuse & holder, relay, suppression device, solenoid, wiring harness & connectors and conduit	23249-00S
	Stator/Armature Kit	Stator, bearing race, thrust bearing and retaining ring	26663-00S

DIFFERENTIAL	SERVICE KIT TYPE	COMPONENTS	SERVICE KIT PART#
19822-010	Universal Wiring Kit	Dash switch, fuse & holder, relay, suppression device, solenoid, wiring harness & connectors and conduit	23249-00S
	Stator/Armature Kit	Stator, bearing race, thrust bearing and retaining ring	26663-00S

Eaton ELocker Service Kits

DIFFERENTIAL	SERVICE KIT TYPE	COMPONENTS	SERVICE KIT PART#
19822-020	Universal Wiring Kit	Dash switch, fuse & holder, relay, suppression device, solenoid, wiring harness & connectors and conduit	23249-00S
	Stator/Armature Kit	Stator, bearing race, thrust bearing and retaining ring	26663-00S

DIFFERENTIAL	SERVICE KIT TYPE	COMPONENTS	SERVICE KIT PART#
DANA 60/70 2 Pinion	Universal Wiring Kit		23249-00S
	Gear Kit, Dana 60, 35 Spline		26882-00S
	Stator/Armature Kit		26665-00S

DIFFERENTIAL	SERVICE KIT TYPE	COMPONENTS	SERVICE KIT PART#
Dana 44, 4 Pinion	Universal Wiring Kit	Dash switch, fuse & holder, relay, suppression device, solenoid, wiring harness & connectors and conduit	23249-00S
	Stator/Armature Kit	Stator, bearing race, thrust bearing and retaining ring	26982-00S

DIFFERENTIAL	SERVICE KIT TYPE	COMPONENTS	SERVICE KIT PART#
DANA 60/70 4 Pinion	Universal Wiring Kit	Dash Switch, mini-fuse ignition tap, resettable breaker, relay, shunt device, wiring, & connectors	23249-00S
	Stator/Armature Kit	Stator, Armature, (2) Retaining Ring	23281-00S

DIFFERENTIAL	SERVICE KIT TYPE	COMPONENTS	SERVICE KIT PART#
Various Dana 60 2 Pinion	Universal Wiring Kit	Dash switch, fuse & holder, relay, suppression device, solenoid, wiring harness & connectors and conduit	23249-00S
	Gear Service Kit Dana 60, 35 spline	Side gear, pinion gears, shims, pinion thrust washers, pinion shaft(s) and shaft lock screw	26882-00S
	Stator/Armature Kit	Stator, bearing race, thrust bearing and retaining ring	26665-00S



Detroit Truetrac C-Clip Retaining Kits



Differential part number abbreviation for c-clip kits

The last 3 digits of a product number provides the model number information. For example part number 912A553 would be listed as 553.

MODEL	SERVICE KIT TYPE	SERVICE KIT PART#
315	C-Clip Retaining Kit	TT12P10431

MODEL	SERVICE KIT TYPE	SERVICE KIT PART#
316	C-Clip Retaining Kit	52742

MODEL	SERVICE KIT TYPE	SERVICE KIT PART#
317, 319, 415	C-Clip Retaining Kit	52738

MODEL	SERVICE KIT TYPE	SERVICE KIT PART#
368	C-Clip Retaining Kit	52737

MODEL	SERVICE KIT TYPE	SERVICE KIT PART#
553	C-Clip Retaining Kit	52735

MODEL	SERVICE KIT TYPE	SERVICE KIT PART#
477	C-Clip Retaining Kit	52741

MODEL	SERVICE KIT TYPE	SERVICE KIT PART#
481, 556, 557	C-Clip Retaining Kit	52733

MODEL	SERVICE KIT TYPE	SERVICE KIT PART#
538, 732	C-Clip Retaining Kit	52743

MODEL	SERVICE KIT TYPE	SERVICE KIT PART#
555, 575, 576	C-Clip Retaining Kit	52731

MODEL	SERVICE KIT TYPE	SERVICE KIT PART#
561	C-Clip Retaining Kit	52736

MODEL	SERVICE KIT TYPE	SERVICE KIT PART#
562, 563	C-Clip Retaining Kit	52734

MODEL	SERVICE KIT TYPE	SERVICE KIT PART#
569	C-Clip Retaining Kit	52870

MODEL	SERVICE KIT TYPE	SERVICE KIT PART#
577	C-Clip Retaining Kit	52785

MODEL	SERVICE KIT TYPE	SERVICE KIT PART#
654	C-Clip Retaining Kit	TT77P10537

MODEL	SERVICE KIT TYPE	SERVICE KIT PART#
730	C-Clip Retaining Kit	TT12P53093

MODEL	SERVICE KIT TYPE	SERVICE KIT PART#
739	C-Clip Retaining Kit	TT12P30709

PREVENT FAILURE

Choose the right oil for your Eaton Performance differential

Selecting the proper oil-type for your differential is very important. Improper lubrication can cause unnecessary wear or even worse - failure. With literally hundreds of options to choose from, the lube aisle at the auto parts store can be overwhelming. The quick tips below will help in finding the correct oil for optimum performance.

ELocker®

- Most gear oils are sufficient: a quality, petroleum-mineral based oil is recommended.
- Synthetic oils and friction modifiers can also be used, but are not necessary.
- In cold weather conditions, a lower viscosity gear oil (equivalent to API GL-5 75W-90) is recommended.



- Most gear oils are sufficient: a quality, petroleum-mineral based oil is recommended.
- Synthetic oils and friction modifiers can also be used, but are not necessary.



- A quality, petroleum-mineral based, GL5 rated 80w-90 gear oil should be used.
- Synthetic oils are not recommended for Truetrac applications. While some customers have found that synthetic oils work well in this application, Eaton has not confirmed under test conditions that all synthetic oils are compatible with Eaton Truetrac applications.
- Friction modifiers should not be used because they will decrease performance (reduce differential bias).

Posi®

- A quality, petroleum-mineral based, GL5 rated 80w-90 gear oil should be used.
- It is necessary to add a four-ounce bottle of friction modifier for optimum performance (if friction modifier has not already been added to the petroleum-mineral based gear oil that the customer selects).
- While some customers have found that synthetic oil works well in this application, Eaton has not confirmed under test conditions that all synthetic oils (with added friction modifier) are compatible with Eaton Posi applications.

What is the standard warranty? Do I need to break-in my unit?

Find answers to all of your
questions at:
www.EatonPerformance.com

Shimming for a Pattern

Shimming for a pattern



Ideal Contact

Pattern is spread evenly over the tooth's profile with concentration nearer toe than heel.



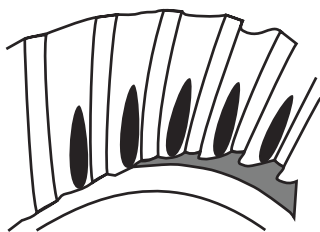
Competition Contact

Pattern is concentrated just up from the toe covering one third to one half of the tooth.



Heel Contact

Pattern is concentrated off the heel end of the drive gear tooth. Move the ring gear close to the pinion (decrease backlash) while maintaining minimum backlash.



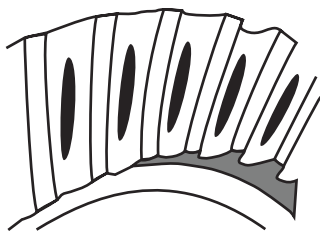
Toe Contact

Pattern is concentrated off the toe end of the drive gear. Move the ring gear away from the pinion (increase backlash) while maintaining minimum backlash.



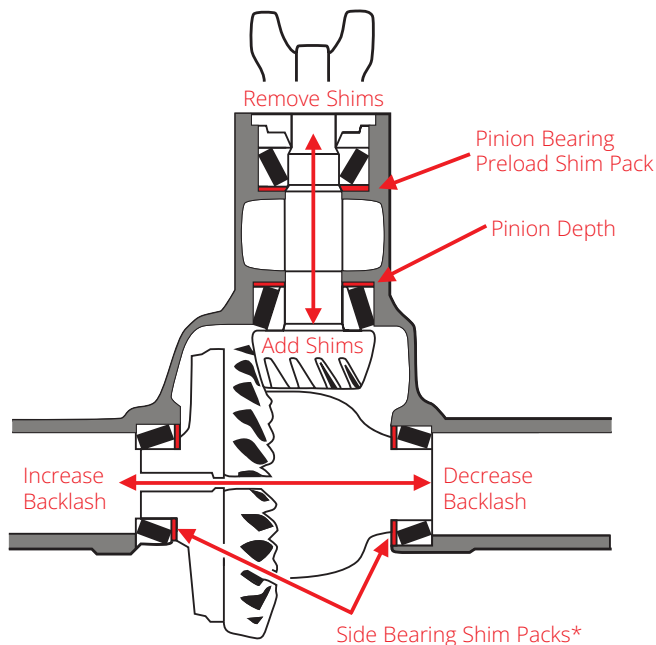
High Contact

Pattern is concentrated at the crown of the drive gear tooth. Move the pinion deeper in towards the differential carrier (add pinion shim).



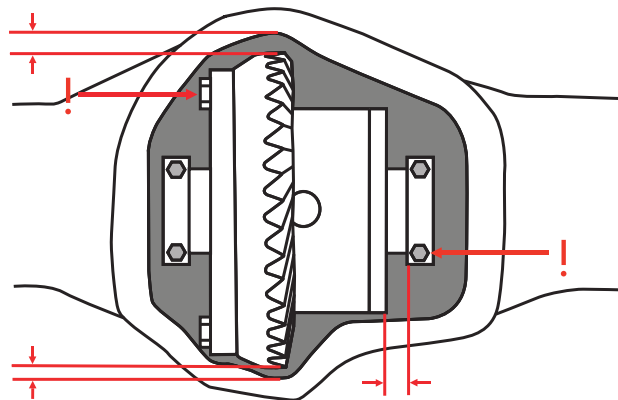
Low Contact

Pattern is concentrated in the root of the drive gear tooth. Move the pinion out away from the differential carrier (subtract pinion shim).



*may be out board of bearings, or utilize spanner style adjuster rings

Verifying Clearance



- While Eaton designs every differential to be a direct fit into every application, we still advise the installer to verify the clearances around the differential
- Although a standard model of differential may fit a particular application, years of revisions to OEM castings and aftermarket axle housing options can create interferences not originally present in the axle's design
- Proper method for checking requires the differential assembly to be rotated in the fully assembled axle. Pay close attention to ring gear bolt heads and areas near the bearings
- Also check clearance to the axle cover – especially with non-original covers

Superseded Part Numbers

The chart below contains information on new product numbers that have replaced old product numbers.

Current Part #	Old Part #
14020-010	19722-010
14021-010	19737-010
14022-010	19760-010
14023-010	19761-010
19817-020	19817-010
19818-020	19818-010
19819-020	19819-010
19821-020	19821-010
19822-020	19822-010
19969-010	19747-010
19977-010	19695-010
23249-00S	29235-00S
912A557	913A332
912A587	912A459
912A616	912A580
913A481	913A309
913A586	913A382
913A589	913A312
913A590	913A313
913A591	913A334
913A592	913A333
R18706A	187N158A



**Call an Eaton distributor to
order your differential today!**

Find an Eaton Distributor at EatonPerformance.com

