

xEffect - Industrial Switchgear Range Miniature Circuit Breakers AZ



Catalog



Powering Business Worldwide

SG51412



Description

- High-quality miniature circuit breakers for industrial and commercial applications
- Contact position indicator red - green
- Accessories suitable for subsequent installation
- Rated currents up to 125 A
- Tripping characteristics B, C, D
- Rated breaking capacity up to 25 kA according to EN 60947-2
- Classified for the use in rail rolling stock

Rated current I_n (A)

Type Designation

Article No.

Units per package

Characteristic B

SG51212



1-pole

20	AZ-B20	174480	12
25	AZ-B25	174481	12
32	AZ-B32	174482	12
40	AZ-B40	174483	12
50	AZ-B50	174484	12
63	AZ-B63	174485	12
80	AZ-B80	174486	12
100	AZ-B100	174487	12
125	AZ-B125	174488	12

SG51312



2-poles

20	AZ-2-B20	174493	2
25	AZ-2-B25	174494	2
32	AZ-2-B32	174495	2
40	AZ-2-B40	174496	2
50	AZ-2-B50	174497	2
63	AZ-2-B63	174498	2
80	AZ-2-B80	174499	2
100	AZ-2-B100	174500	2
125	AZ-2-B125	174501	2

wa_sg00314



3-poles

20	AZ-3-B20	174506	1
25	AZ-3-B25	174507	1
32	AZ-3-B32	174508	1
40	AZ-3-B40	174509	1
50	AZ-3-B50	174510	1
63	AZ-3-B63	174511	1
80	AZ-3-B80	174512	1
100	AZ-3-B100	174513	1
125	AZ-3-B125	174514	1

wa_sg00214



3+N-poles

20	AZ-3N-B20	174519	1
25	AZ-3N-B25	174520	1
32	AZ-3N-B32	174521	1
40	AZ-3N-B40	174522	1
50	AZ-3N-B50	174523	1
63	AZ-3N-B63	174524	1
80	AZ-3N-B80	174525	1
100	AZ-3N-B100	174526	1
125	AZ-3N-B125	174527	1

SG51412



4-poles

20	AZ-4-B20	174532	1
25	AZ-4-B25	174533	1
32	AZ-4-B32	174534	1
40	AZ-4-B40	174535	1
50	AZ-4-B50	174536	1
63	AZ-4-B63	174537	1
80	AZ-4-B80	174538	1
100	AZ-4-B100	174539	1
125	AZ-4-B125	174540	1

1.3

Miniature Circuit Breakers

xEffect

AZ Miniature Circuit Breakers

Rated
current
 I_n (A)

Type
Designation

Article No.

Units per
package

Characteristic C

SG51212



1-pole

20	AZ-C20	211769	12
25	AZ-C25	211774	12
32	AZ-C32	211779	12
40	AZ-C40	211784	12
50	AZ-C50	211789	12
63	AZ-C63	211794	12
80	AZ-C80	211799	12
100	AZ-C100	211804	12
125	AZ-C125	211809	12

SG51312



2-poles

20	AZ-2-C20	211770	2
25	AZ-2-C25	211775	2
32	AZ-2-C32	211780	2
40	AZ-2-C40	211785	2
50	AZ-2-C50	211790	2
63	AZ-2-C63	211795	2
80	AZ-2-C80	211800	2
100	AZ-2-C100	211805	2
125	AZ-2-C125	211810	2

wa_sg00314



3-poles

20	AZ-3-C20	211771	1
25	AZ-3-C25	211776	1
32	AZ-3-C32	211781	1
40	AZ-3-C40	211786	1
50	AZ-3-C50	211791	1
63	AZ-3-C63	211796	1
80	AZ-3-C80	211801	1
100	AZ-3-C100	211806	1
125	AZ-3-C125	211811	1

wa_sg00214



3+N-poles

20	AZ-3N-C20	211773	1
25	AZ-3N-C25	211778	1
32	AZ-3N-C32	211783	1
40	AZ-3N-C40	211788	1
50	AZ-3N-C50	211793	1
63	AZ-3N-C63	211798	1
80	AZ-3N-C80	211803	1
100	AZ-3N-C100	211808	1
125	AZ-3N-C125	211813	1

SG51412



4-poles

20	AZ-4-C20	211772	1
25	AZ-4-C25	211777	1
32	AZ-4-C32	211782	1
40	AZ-4-C40	211787	1
50	AZ-4-C50	211792	1
63	AZ-4-C63	211797	1
80	AZ-4-C80	211802	1
100	AZ-4-C100	211807	1
125	AZ-4-C125	211812	1

Rated
current
 I_n (A)

Type
Designation

Article No.

Units per
package

Characteristic D

SG51212



1-pole

Rated current I_n (A)	Type Designation	Article No.	Units per package
50	AZ-D50	211814	12
63	AZ-D63	211818	12
80	AZ-D80	211822	12
100	AZ-D100	211826	12

SG51312



2-poles

Rated current I_n (A)	Type Designation	Article No.	Units per package
50	AZ-2-D50	211815	2
63	AZ-2-D63	211819	2
80	AZ-2-D80	211823	2
100	AZ-2-D100	211827	2

wa_sg00314



3-poles

Rated current I_n (A)	Type Designation	Article No.	Units per package
50	AZ-3-D50	211816	1
63	AZ-3-D63	211820	1
80	AZ-3-D80	211824	1
100	AZ-3-D100	211828	1

wa_sg00214



3+N-poles

Rated current I_n (A)	Type Designation	Article No.	Units per package
50	AZ-3N-D50	211817	1
63	AZ-3N-D63	211821	1
80	AZ-3N-D80	211825	1
100	AZ-3N-D100	211829	1

Description

- Independent switching contacts
- With isolator function, meets the requirements of insulation co-ordination, distance between contacts ≥ 4 mm, for secure isolation

Accessories:

Auxiliary switch for subsequent installation (0.5 MU)	Z-LHK	248440
Shunt Trip Release for subsequent installation (1.5 MU)	Z-LHASA/230	248442
	Z-LHASA/24	248441
Switching interlock	LH-SPL	285752
	LHSP-E	215999
Switchoff interlock	LHSP-A	216000

Technical Data

AZ

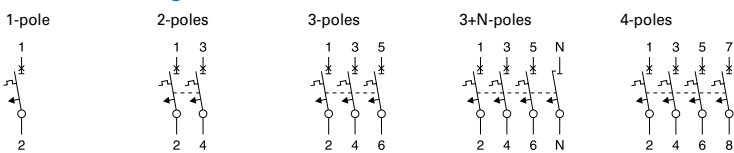
Electrical

Standards	IEC/EN 60947-2
Classified according to	IEC 61373, EN 45545-2
Current test marks as printed onto the device	
Rated operating voltage	230/400 V AC 60 V DC (per pole)
Limiting breaking capacity according to IEC/EN 60947-2	
Characteristic B	$I_n = 20-63$ A: 25 kA $I_n = 80-100$ A: 20 kA $I_n = 125$ A: 15 kA
Characteristic C	$I_n = 20-63$ A: 25 kA $I_n = 80-100$ A: 20 kA $I_n = 125$ A: 15 kA
Characteristic D	$I_n = 20-63$ A: 25 kA $I_n = 80$ A: 20 kA $I_n = 100$ A: 15 kA
Characteristic	Similar: B, C, D
Max. back-up fuse	200 A gL/gG
Selectivity class	Compliant with class 3
Endurance	>10,000 Operations
Direction of incoming supply	Any

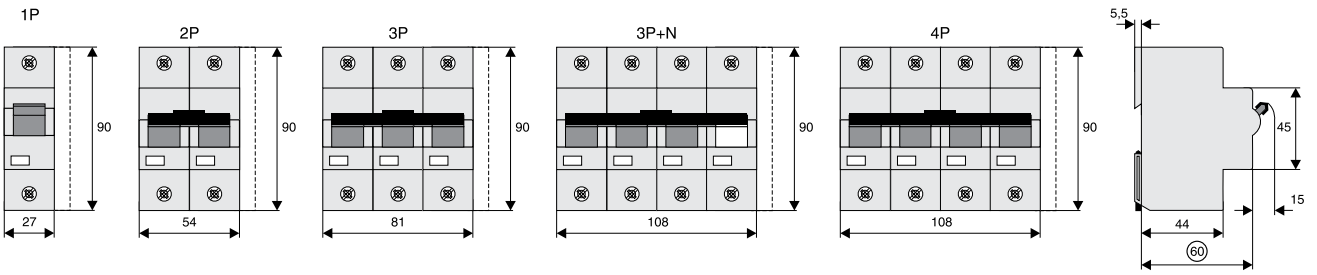
Mechanical

Frame size	45 mm
Device height	90 mm
Mounting width per pole	27 mm
Terminal protection	finger and hand touch safe according to BGV A2
Mounting	Top-hat rail to IEC/EN 60715
Terminals top and bottom	Lift terminals
Terminal capacity	2.5 – 50 mm ² (solid)

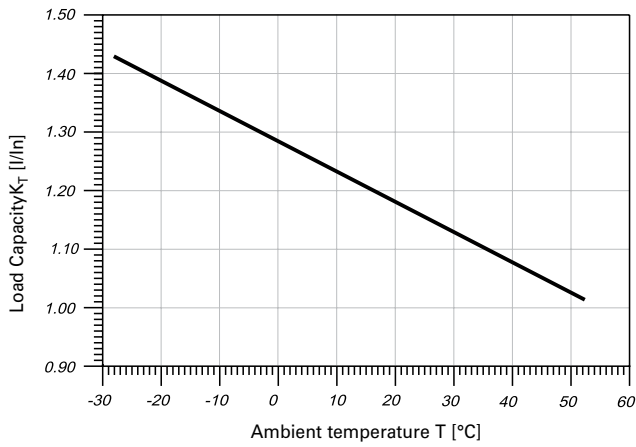
Connection diagram



Dimensions (mm)



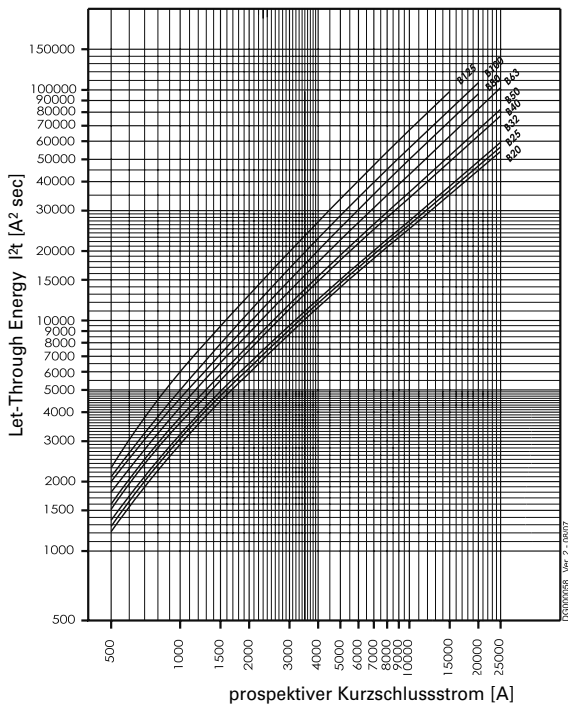
Influence of Ambient Temperature AZ



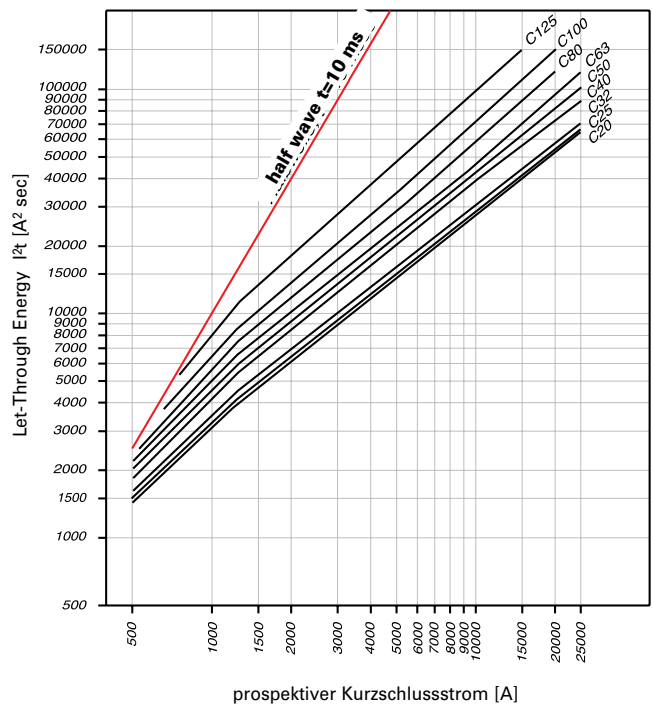
Permitted permanent load at ambient temperature T [°C] and n devices: $I_{DL} = I_n K_T(T) K_N(N)$.

Let-Through Energy AZ

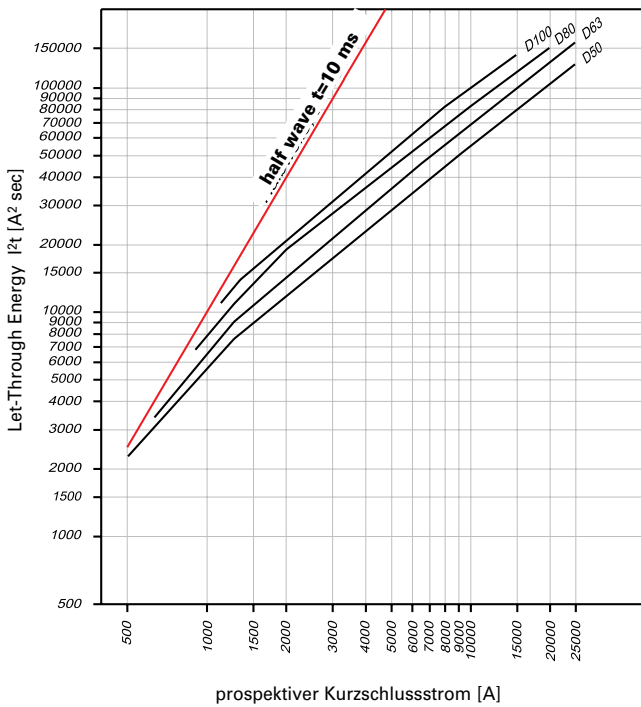
Maximum Let-Through Energy AZ, Characteristic B, 1poles



Maximum Let-Through Energy AZ, Characteristic C, 1poles



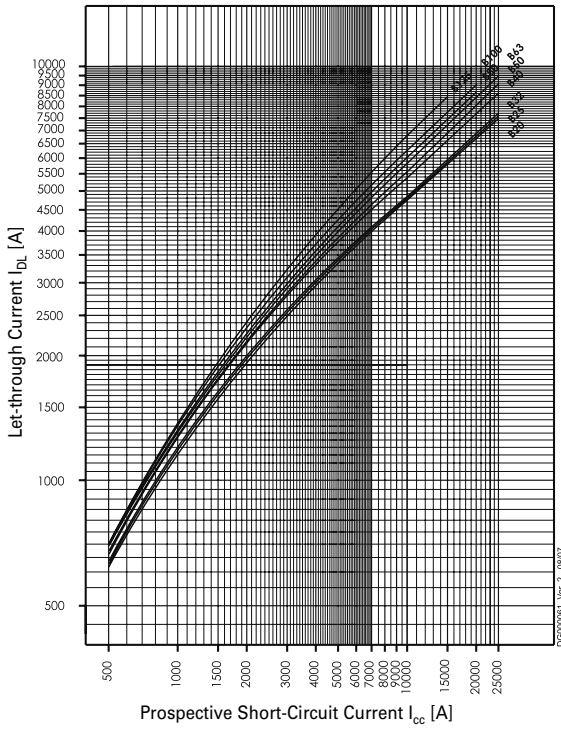
Maximum Let-Through Energy AZ, Characteristic D, 1poles



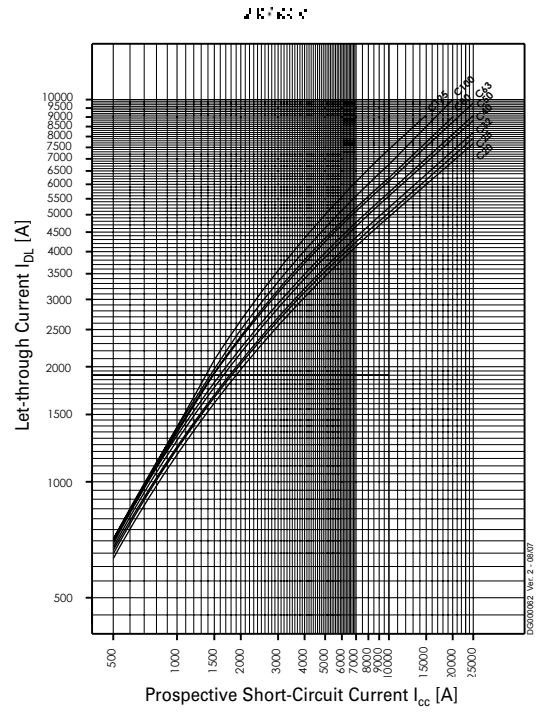
Determined according to EN 60898-1.

Maximum Let-Through Current AZ

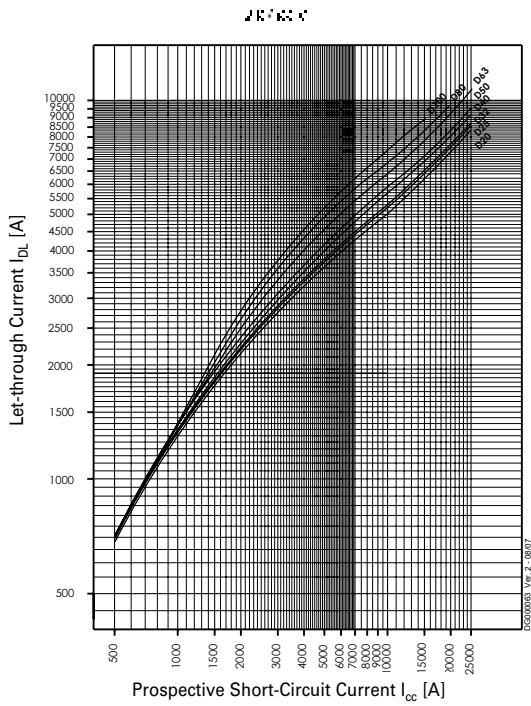
Type B



Type C



Type D



Short Circuit Selectivity AZ

In case of short circuit, there is selectivity between the miniature circuit breakers AZ and the upstream protection devices up to the specified values of the selectivity limit current I_s [kA] (i. e. in case of short-circuit currents I_{ks} under I_s , only the MCB will trip, in case of short circuit currents above this value both protective devices will respond).

AZ towards back-up fuses D01, D02, D03**Characteristic C**

AZ	D01. D02. D03					
I_n [A]	25	35	50	63	80	100
20	0.5	1.0	2.0	2.9	3.9	7.6
25		1.0	1.9	2.8	3.8	7.3
32		1.0	1.8	2.7	3.6	7.0
40			1.6	2.2	3.0	5.6
50				2.1	2.8	5.2
63					2.7	4.8
80						4.3
100						
125						

Characteristic D

AZ	D01. D02. D03					
I_n [A]	25	35	50	63	80	100
20	0.5	0.9	1.7	2.5	3.4	6.7
25		0.9	1.6	2.3	3.2	6.2
32		0.9	1.5	2.3	3.0	6.0
40			1.4	2.0	2.6	4.7
50				1.8	2.3	4.3
63					2.1	3.7
80						3.1
100						

AZ towards back-up fuses NH Gr. 00**Characteristic C**

AZ	NH Gr. 00									
I_n [A]	25	35	40	50	63	80	100	125	160	200
20	0.5	1.0	1.3	1.9	2.7	3.7	6.7	17.0	25.0	25.0
25		0.9	1.3	1.8	2.6	3.5	6.5	17.0	25.0	25.0
32		0.9	1.2	1.7	2.4	3.3	6.0	15.0	23.0	25.0
40				1.4	2.1	2.9	4.8	12.0	18.0	25.0
50					1.9	2.7	4.5	11.0	17.0	25.0
63							4.2	10.0	15.0	25.0
80							3.8	8.5	12.0	25.0
100								7.0	10.0	25.0
125									7.5	25.0

Characteristic D

AZ	NH Gr. 00									
I_n [A]	25	35	40	50	63	80	100	125	160	200
20	<0.5	0.8	1.1	1.5	2.3	3.1	5.6	16.0	25.0	25.0
25		0.7	1.0	1.4	2.1	3.0	5.3	14.0	23.0	25.0
32		0.7	1.0	1.3	2.1	2.9	5.0	13.0	22.0	25.0
40				1.1	1.8	2.5	4.2	10.0	15.0	25.0
50					1.6	2.3	3.8	8.5	13.0	22.0
63						2.1	3.2	7.0	10.5	18.0
80							2.8	5.5	8.4	15.0
100								4.8	7.5	12.5

AZ towards NZM 1**Characteristic C**

AZ	NZM...1-A gL/gG					
I_n [A]	40	50	63	80	100	125
20	0.5	1.0	1.3	1.9	2.7	3.7
20	0.3	0.4	0.5	0.75	0.9	1.25
25	0.3	0.4	0.5	0.7	0.9	1.2
32		0.4	0.5	0.7	0.85	1.2
40			0.5	0.6	0.85	1.1
50				0.6	0.85	1.1
63					0.8	1
80						1
100						
125						

Characteristic D

AZ	NZM...1-A gL/gG					
I_n [A]	40	50	63	80	100	125
50						
63						
80						
100						

Shaded fields: no selectivity

AZ towards NZM 2

Characteristic C

AZ	NZM...2-A gL/gG									
I_n [A]	40	50	63	80	100	125	160	200	250	
20	0.3	0.4	0.5	0.75	0.9	1.25	1.8	2.5	3.5	
25	0.3	0.4	0.5	0.7	0.9	1.2	1.7	2.4	3.3	
32		0.4	0.5	0.7	0.85	1.2	1.65	2.3	3.2	
40			0.5	0.6	0.85	1.1	1.5	2.1	2.9	
50				0.6	0.85	1.1	1.5	2	2.8	
63					0.8	1	1.4	1.8	2.5	
80						1	1.4	1.8	2.4	
100							1.3	1.7	2.3	
125								1.6	2.1	

Characteristic D

AZ	NZM...2-A gL/gG									
I_n [A]	40	50	63	80	100	125	160	200	250	
50								1	1.4	2.6
63								1	1.3	2.3
80										2.1
100										

Shaded fields: no selectivity

Back-up Protection AZ

The up-stream protective devices will protect the down-stream AZ up to the short-circuit current specified.

AZ and NZM(B)(C)(N)(H)1

AZ	NZMB1
I_n [A]	$U_e = 230/400$ V
20	25 kA
25	25 kA
32	25 kA
40	25 kA
50	25 kA
63	25 kA
80	25 kA
100	25 kA
125	25 kA

AZ	NZMC1
I_n [A]	$U_e = 230/400$ V
20	36 kA
25	36 kA
32	36 kA
40	36 kA
50	36 kA
63	36 kA
80	36 kA
100	36 kA
125	36 kA

AZ	NZMN1
I_n [A]	$U_e = 230/400$ V
20	50 kA
25	50 kA
32	50 kA
40	50 kA
50	50 kA
63	50 kA
80	50 kA
100	50 kA
125	50 kA

AZ	NZMH1
I_n [A]	$U_e = 230/400$ V
20	80 kA
25	80 kA
32	80 kA
40	80 kA
50	80 kA
63	80 kA
80	80 kA
100	80 kA
125	80 kA

AZ and NZM(B)(C)(N)(H)2

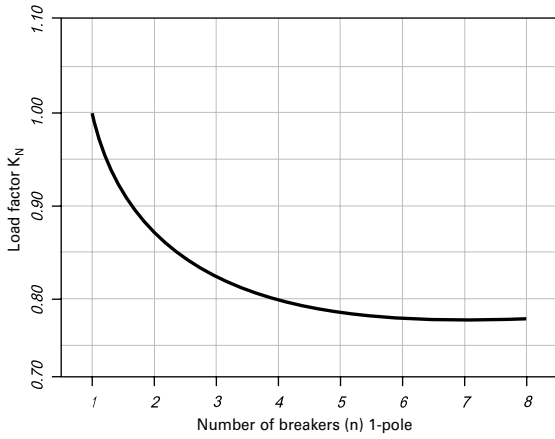
AZ	NZMB2
I_n [A]	$U_e = 230/400$ V
20	25 kA
25	25 kA
32	25 kA
40	25 kA
50	25 kA
63	25 kA
80	25 kA
100	25 kA
125	25 kA

AZ	NZMC2
I_n [A]	$U_e = 230/400$ V
20	36 kA
25	36 kA
32	36 kA
40	36 kA
50	36 kA
63	36 kA
80	36 kA
100	36 kA
125	36 kA

AZ	NZMN2
I_n [A]	$U_e = 230/400$ V
20	50 kA
25	50 kA
32	50 kA
40	50 kA
50	50 kA
63	50 kA
80	50 kA
100	50 kA
125	50 kA

AZ	NZMH2
I_n [A]	$U_e = 230/400$ V
20	65 kA
25	65 kA
32	65 kA
40	65 kA
50	65 kA
63	65 kA
80	65 kA
100	65 kA
125	65 kA

Load capacity in case of block installation AZ



Derating table for AZ above 2000m sea level

60947-2

U_e 230/400V

80/B, C, D and 100/B, C	80, 100/B, C, D	100/D and 125/B, C	100/D and 125/B, C
-------------------------	-----------------	--------------------	--------------------

Above sea level (m)	Overvoltage category	Disconnect function	I/I_n	I_{cu}	I_{cs}	I_{cu}	I_{cs}
m	x	x	x	kA	kA	kA	kA
≤ 2000	III	yes	1	20	10	15	7.5
>2000-2500	II	no	0.93	15	7.5	10	6
>2500-3000	II	no	0.88	15	7.5	10	6
>3000-3500	II	no	0.83	15	7.5	10	6
>3500-4000	II	no	0.78	15	7.5	10	6

Eaton's electrical business is a global leader with deep regional application expertise in power distribution and circuit protection; power quality, backup power and energy storage; control and automation; life safety and security; structural solutions; and harsh and hazardous environment solutions. Through end-to-end services, channel and an integrated digital platform & insights Eaton is powering what matters across industries and around the world, helping customers solve their most critical electrical power management challenges.

For more information, visit [Eaton.com](https://www.eaton.com).



Eaton Industries (Austria) GmbH
Scheydgasse 42
1210 Vienna
Austria

Eaton
EMEA Headquarters
Route de la Longeraie 7
1110 Morges, Switzerland

© 2021 Eaton
All Rights Reserved
Printed in Austria
Publication No. CA003027EN
Article number 304244-MK
April 2021
Graphics: SRA, Schrems

Changes to the products, to the information contained in this document, and to prices are reserved; as are errors and omissions. Only order confirmations and technical documentation by Eaton is binding. Photos and pictures also do not warrant a specific layout or functionality. Their use in whatever form is subject to prior approval by Eaton. The same applies to trademarks (especially Eaton, Moeller, and Cutler-Hammer). The Terms and Conditions of Eaton apply, as referenced on Eaton Internet pages and Eaton order confirmations.

Eaton is a registered trademark.

All other trademarks are property of their respective owners.

Follow us on social media to get the latest product and support information.

