

TRON™ double-pole in-line fuse holders for Class CC and $1\frac{3}{32}$ " x $1\frac{1}{2}$ " fuses



HEX

Catalog symbol

HEX-AA*, HEX-AB, HEX-AC, HEX-AD, HEX-AE, HEX-AY, HEX-BB, HEX-CC, HEX-JJ, HEX-JK, and HEX-KK

For breakaway holders, see page 3

Agency information

- *UL® Recognized, Guide IZLT2, File E14853
- *CSA® Certified, Class 6225-01, File 47235
- *RoHS compliant

Recommended fuses

BAF, FNM, FNQ, KLM and KTK ($\frac{1}{10}$ - 30 A)

Ratings

- Volts: 600 V
- Amps: up to 30 A limited by conductor size
- CSA: 15 A maximum
- Withstand (SCCR): 200 kA RMS Sym.
- IP 67 water-resistant

Recommended torque on coupling nut

10-20 lb-In (1.1-2.2 N•m)

Operating and storage temperature

-40°F (-40°C) to 221°F (105°C)

Insulating boots

See page 2 for boot reference and ordering information.

General information

For any $1\frac{3}{32}$ " x $1\frac{1}{2}$ " fuse



HEY

Catalog symbol

HEY-AA, HEY-AB, HEY-AC, HEY-AD, HEY-AE, HEY-AL, HEY-BB, and HEY-JJ

For breakaway holders, see page 3

Agency information

- UL Recognized, Guide IZLT2, File E14853
- CSA Certified, Class 622501, File 47235

Recommended fuses

KTK-R, FNQ-R, & LP-CC

Ratings

- Volts: 600 V or less
- Amps: up to 30 A limited by conductor size
- CSA: 15 A maximum
- Withstand (SCCR): 200 kA RMS Sym.
- IP 67 water-resistant

Recommended torque on coupling nut

10-20 lb-In (1.1-2.2 N•m)

Operating and storage temperature

-40°F (-40°C) to 221°F (105°C)

Insulating boots

See page 2 for boot reference and ordering information.

General information

- Optional breakaway receptacle
- Polarized
- Accepts Class CC branch circuit fuses
- Particularly applicable in street lighting circuits

Example

A double-pole, in-line holder for Class CC fuses. A single #12 stranded copper wire, copper crimp, on the load side. A single #4 stranded, copper wire, copper crimp on the line side. Insulating boots are required.

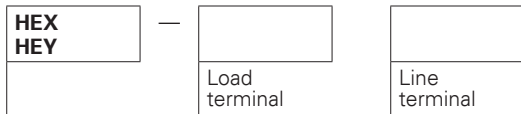
1. Choose HEY-
2. Choose "A" for load side
3. Choose "C" for line side
4. Choose 2A0660 insulating boots from page 2

Complete catalog number: HEY-AC, 2A0660; four insulating boots required per holder



Powering Business Worldwide

Ordering information

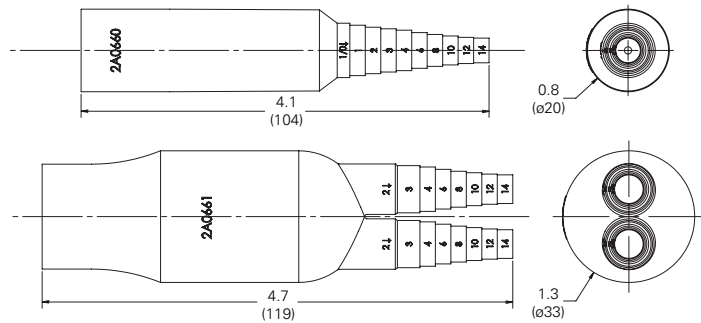


Use these part numbers to order insulating boots for a non-breakaway holder:

Catalog no.	Description
2A0660	Single conductor
2A0661	Dual conductor

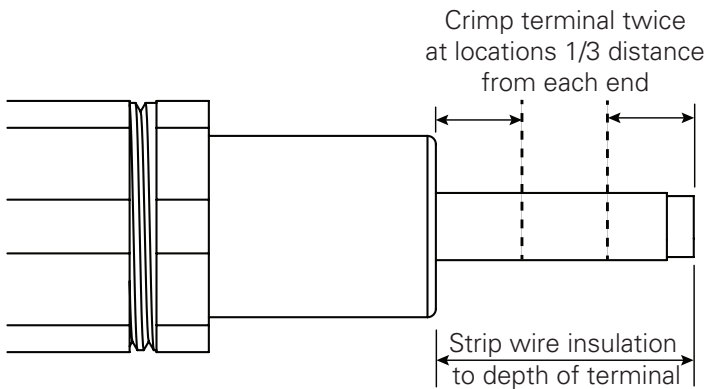


Boot reference



Installation instructions

Strip wire insulation equal to the depth of the crimp or screw terminal. Torque screw terminal to 35 lb-In (3.9 N•m) or crimp terminal twice, spacing crimps a distance of one-third from each end (as shown below) using an appropriate crimp tool and die.



Related products

Catalog no.	Description	Data sheet no.
HEB*	One-pole 13/32" x 1-1/2" supplemental in-line fuse holder	2127
HEZ	One-pole Class CC in-line fuse holder	2130
HET	One-pole in-line, permanently installed neutral	2125
NNB	13/32" x 1-1/2" neutral dummy link (not a fuse)	—

* Bussmann series HEB in-line fuse holders are the legacy Bussmann TRON HEB in-line fuse holders.

† See terminal data tables for exceptions.

Catalog and specification data

Conductor terminals

Terminal type	Conductor data			Catalog symbol
	Size	No. Per terminal	Solid Stranded	
Copper crimp	#12 to #8	1	• •	A
	#12	2	• •	
	#10	2	• •	B
	#6	1	• •	
	#4	1	• •	C
	#8	2	• •	
	#4	1	— •	D
	#6	2	• •	
	#2	1	— •	E
	#4	2	• •	

Copper set-screw

	#12 to #3	1	• •	J
	#12 to #3	2	• •	K

Aluminum set-screw

	#12 to #2	1	• •	L
	#12 to #2	2	• •	Y

Breakaway holders

HEX catalog symbol

HEX-AW, HEX-AW-DRLC-A, HEX-AW-DRYC, HEX-JW-DRYC, and HEX-KW-BRYC

HEY catalog symbol

HEY-AW-DRLC-A, HEY-AW-DRYC, HEY-AW-DRLC-B and HEY-AW-DRLC-J

Recommended torque on coupling nut

10-20 lb-in (1.1-2.2 N•m)

Example



A double-pole, in-line, breakaway holder for 13/32" x 1 1/2" fuses, a single #12 solid copper wire, copper crimp, on the load side. A single #10 stranded copper wire, copper crimp on the line side. Insulating boots are required.


1. Choose HEY-
2. Choose "A" from 1st page for load side
3. Choose "W" for breakaway requirement
4. Choose "DRLC-A" for two-pole breakaway receptacle on line side

Complete catalog number: HEY-AW-DRLC-A (Insulating boots come with this catalog no.)

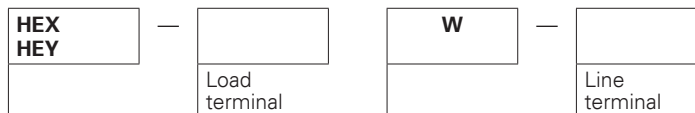
Catalog and specification data

Breakaway receptacles

Terminal type	Conductor data			Catalog symbol *Double pole
	Wire range	No. Per terminal	Solid Stranded	
	#12 to #8	1	• •	-DRLC-A
	#6	1	• •	-DRLC-B
	#12 to #3	1	• •	-DRLC-J
	#12 to #2	2	• •	-DRYC

 *Terminal illustration shows the end views of single-pole receptacle and one pole only of the double pole receptacles. Thus, for example, in the case of a double-pole, set-screw type receptacle with terminals that accept two conductors, a total of four conductors could be connected to the receptacle.

Ordering information



The only controlled copy of this data sheet is the electronic read-only version located on the Eaton network drive. All other copies of this document are by definition uncontrolled. This bulletin is intended to clearly present comprehensive product data and provide technical information that will help the end user with design applications. Eaton reserves the right, without notice, to change design or construction of any products and to discontinue or limit distribution of any products. Eaton also reserves the right to change or update, without notice, any technical information contained in this bulletin. Once a product has been selected, it should be tested by the user in all possible applications.

Eaton
 1000 Eaton Boulevard
 Cleveland, OH 44122
 Eaton.com

Bussmann Division
 114 Old State Road
 Ellisville, MO 63021
 United States
Eaton.com/bussmannseries

© 2020 Eaton
 All Rights Reserved
 Printed in USA
 Publication No. 2126
 January 2020



Eaton and Bussmann are valuable trademarks of Eaton in the US and other countries. You are not permitted to use the Eaton trademarks without prior written consent of Eaton.

CSA is a registered trademark of the Canadian Standards Group.
 UL is a registered trademark of the Underwriters Laboratories, Inc.

For Eaton's Bussmann series product information, call 1-855-287-7626 or visit: Eaton.com/bussmannseries

Follow us on social media to get the latest product and support information.

