

EAT•N

Series C
Circuit Breaker
Accessory

For F - Frame


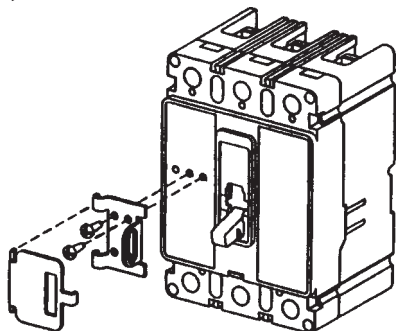
Eaton Corporation
Electrical Sector
1111 Superior Ave.
Cleveland, OH 44114
United States

4210B76H05

Effective
February 2012

Padlockable Handle Lock Hasp Kit

Cat. Number - PLK1
Style No. - 4210B81G01
Quantity - 1



Package of 2 Plates & 2 Screws

Handle Can Be Locked Either In "ON" or "OFF" Position.
Hasp Can Be Mounted Either To LEFT or RIGHT of Handle.

Instructions For Assembly -

- Find the 2 Holes in Cover That Are NEAREST Handle
 - Preassemble Plates To Form Open Hasp
 - Attach Hasp to Cover Using 2 Thread Cutting Screws Provided.
- DO NOT USE SUBSTITUTE SCREWS - They Could Cause Electrical HAZARD.
Torque Screws to 20 lb.- in. (2.3 Nm).

EAT•N

Series C
Circuit Breaker
Accessory

For F - Frame

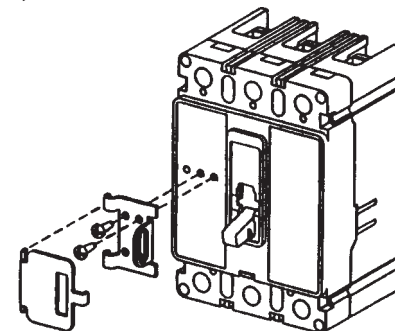
Eaton Corporation
Electrical Sector
1111 Superior Ave.
Cleveland, OH 44114
United States

4210B76H05

Effective
February 2012

Padlockable Handle Lock Hasp Kit

Cat. Number - PLK1
Style No. - 4210B81G01
Quantity - 1



Package of 2 Plates & 2 Screws

Handle Can Be Locked Either In "ON" or "OFF" Position.
Hasp Can Be Mounted Either To LEFT or RIGHT of Handle.

Instructions For Assembly -

- Find the 2 Holes in Cover That Are NEAREST Handle
 - Preassemble Plates To Form Open Hasp
 - Attach Hasp to Cover Using 2 Thread Cutting Screws Provided.
- DO NOT USE SUBSTITUTE SCREWS - They Could Cause Electrical HAZARD.
Torque Screws to 20 lb.- in. (2.3 Nm).

EAT•N

Series C
Circuit Breaker
Accessory

For F - Frame


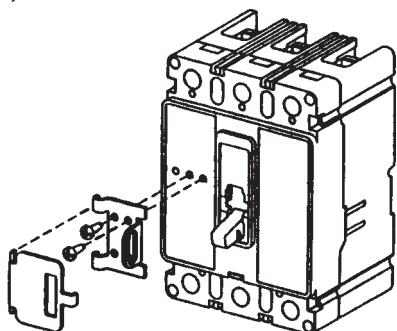
Eaton Corporation
Electrical Sector
1111 Superior Ave.
Cleveland, OH 44114
United States

4210B76H05

Effective
February 2012

Padlockable Handle Lock Hasp Kit

Cat. Number - PLK1
Style No. - 4210B81G01
Quantity - 1



Package of 2 Plates & 2 Screws

Handle Can Be Locked Either In "ON" or "OFF" Position.
Hasp Can Be Mounted Either To LEFT or RIGHT of Handle.

Instructions For Assembly -

- Find the 2 Holes in Cover That Are NEAREST Handle
 - Preassemble Plates To Form Open Hasp
 - Attach Hasp to Cover Using 2 Thread Cutting Screws Provided.
- DO NOT USE SUBSTITUTE SCREWS - They Could Cause Electrical HAZARD.
Torque Screws to 20 lb.- in. (2.3 Nm).

EAT•N

Series C
Circuit Breaker
Accessory

For F - Frame

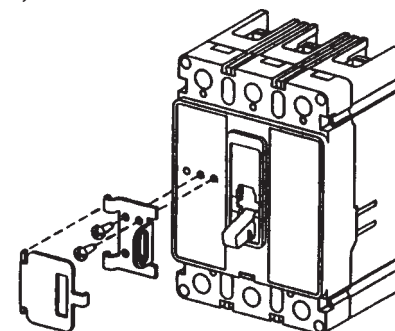
Eaton Corporation
Electrical Sector
1111 Superior Ave.
Cleveland, OH 44114
United States

4210B76H05

Effective
February 2012

Padlockable Handle Lock Hasp Kit

Cat. Number - PLK1
Style No. - 4210B81G01
Quantity - 1



Package of 2 Plates & 2 Screws

Handle Can Be Locked Either In "ON" or "OFF" Position.
Hasp Can Be Mounted Either To LEFT or RIGHT of Handle.

Instructions For Assembly -

- Find the 2 Holes in Cover That Are NEAREST Handle
 - Preassemble Plates To Form Open Hasp
 - Attach Hasp to Cover Using 2 Thread Cutting Screws Provided.
- DO NOT USE SUBSTITUTE SCREWS - They Could Cause Electrical HAZARD.
Torque Screws to 20 lb.- in. (2.3 Nm).

EAT•N

Series C
Circuit Breaker
Accessory

For F - Frame


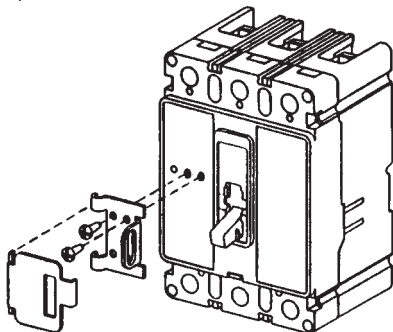
Eaton Corporation
Electrical Sector
1111 Superior Ave.
Cleveland, OH 44114
United States

4210B76H06

Effective
February 2012

Padlockable Handle Lock Hasp Kit

Cat. Number - PLK1LOFF
Style No. - 4210B81G06
Quantity - 1



1 07 86679 73144 1

Package of 2 Plates & 2 Screws

Handle Can Be Locked Only In the "OFF" Position.
Hasp Must Be Mounted Only To LEFT of Handle.

Instructions For Assembly -

- Find the 2 Holes in Cover That Are NEAREST Handle
 - Preassemble Plates To Form Open Hasp
 - Attach Hasp to Cover Using 2 Thread Cutting Screws Provided
- DO NOT USE SUBSTITUTE SCREWS - They Could Cause Electrical HAZARD.
Torque Screws to 20 lb.- in. (2.3 Nm).

EAT•N

Series C
Circuit Breaker
Accessory

For F - Frame

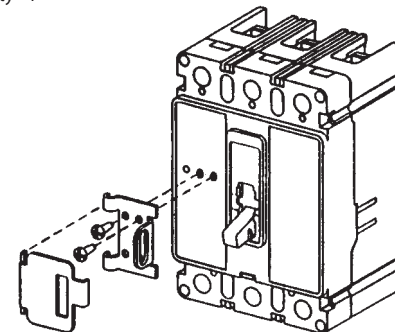
Eaton Corporation
Electrical Sector
1111 Superior Ave.
Cleveland, OH 44114
United States

4210B76H06

Effective
February 2012

Padlockable Handle Lock Hasp Kit

Cat. Number - PLK1LOFF
Style No. - 4210B81G06
Quantity - 1



1 07 86679 73144 1

Package of 2 Plates & 2 Screws

Handle Can Be Locked Only In the "OFF" Position.
Hasp Must Be Mounted Only To LEFT of Handle.

Instructions For Assembly -

- Find the 2 Holes in Cover That Are NEAREST Handle
 - Preassemble Plates To Form Open Hasp
 - Attach Hasp to Cover Using 2 Thread Cutting Screws Provided
- DO NOT USE SUBSTITUTE SCREWS - They Could Cause Electrical HAZARD.
Torque Screws to 20 lb.- in. (2.3 Nm).

EAT•N

Series C
Circuit Breaker
Accessory

For F - Frame

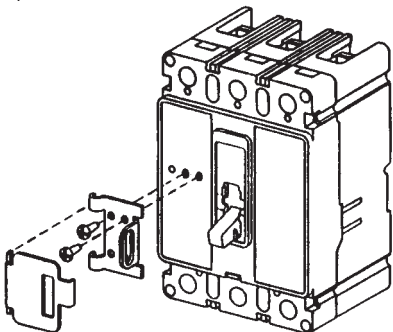
Eaton Corporation
Electrical Sector
1111 Superior Ave.
Cleveland, OH 44114
United States

4210B76H06

Effective
February 2012

Padlockable Handle Lock Hasp Kit

Cat. Number - PLK1LOFF
Style No. - 4210B81G06
Quantity - 1



1 07 86679 73144 1

Package of 2 Plates & 2 Screws

Handle Can Be Locked Only In the "OFF" Position.
Hasp Must Be Mounted Only To LEFT of Handle.

Instructions For Assembly -

- Find the 2 Holes in Cover That Are NEAREST Handle
 - Preassemble Plates To Form Open Hasp
 - Attach Hasp to Cover Using 2 Thread Cutting Screws Provided
- DO NOT USE SUBSTITUTE SCREWS - They Could Cause Electrical HAZARD.
Torque Screws to 20 lb.- in. (2.3 Nm).

EAT•N

Series C
Circuit Breaker
Accessory

For F - Frame

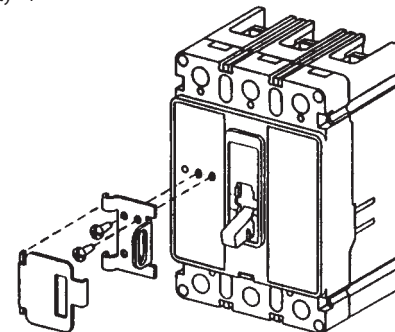
Eaton Corporation
Electrical Sector
1111 Superior Ave.
Cleveland, OH 44114
United States

4210B76H06

Effective
February 2012

Padlockable Handle Lock Hasp Kit

Cat. Number - PLK1LOFF
Style No. - 4210B81G06
Quantity - 1



1 07 86679 73144 1

Package of 2 Plates & 2 Screws

Handle Can Be Locked Only In the "OFF" Position.
Hasp Must Be Mounted Only To LEFT of Handle.

Instructions For Assembly -

- Find the 2 Holes in Cover That Are NEAREST Handle
 - Preassemble Plates To Form Open Hasp
 - Attach Hasp to Cover Using 2 Thread Cutting Screws Provided
- DO NOT USE SUBSTITUTE SCREWS - They Could Cause Electrical HAZARD.
Torque Screws to 20 lb.- in. (2.3 Nm).



Series C
Circuit Breaker
Accessory

For F - Frame

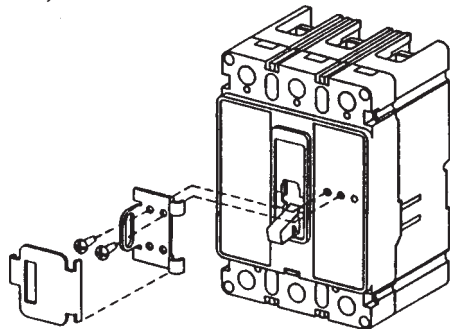
Eaton Corporation
Electrical Sector
1111 Superior Ave.
Cleveland, OH 44114
United States

4210B76H07

Effective
February 2012

Padlockable Handle Lock Hasp Kit

Cat. Number - PLK1ROFF
Style No. - 4210B81G07
Quantity - 1



Package of 2 Plates & 2 Screws

Handle Can Be Locked Only In the "OFF" Position.
Hasp Must Be Mounted Only To RIGHT of Handle.

Instructions For Assembly -

- Find the 2 Holes in Cover That Are NEAREST Handle
 - Preassemble Plates To Form Open Hasp
 - Attach Hasp to Cover Using 2 Thread Cutting Screws Provided
- DO NOT USE SUBSTITUTE SCREWS - They Could Cause Electrical HAZARD.
Torque Screws to 20 lb.- in. (2.3 Nm).



Series C
Circuit Breaker
Accessory

For F - Frame


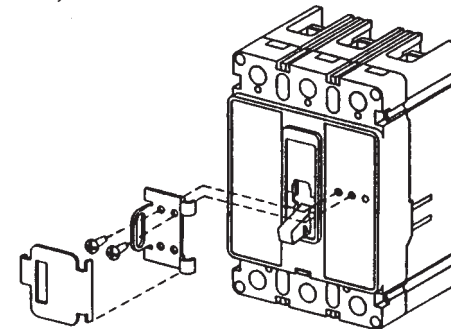
Eaton Corporation
Electrical Sector
1111 Superior Ave.
Cleveland, OH 44114
United States

4210B76H07

Effective
February 2012

Padlockable Handle Lock Hasp Kit

Cat. Number - PLK1ROFF
Style No. - 4210B81G07
Quantity - 1



Package of 2 Plates & 2 Screws

Handle Can Be Locked Only In the "OFF" Position.
Hasp Must Be Mounted Only To RIGHT of Handle.

Instructions For Assembly -

- Find the 2 Holes in Cover That Are NEAREST Handle
 - Preassemble Plates To Form Open Hasp
 - Attach Hasp to Cover Using 2 Thread Cutting Screws Provided
- DO NOT USE SUBSTITUTE SCREWS - They Could Cause Electrical HAZARD.
Torque Screws to 20 lb.- in. (2.3 Nm).



Series C
Circuit Breaker
Accessory

For F - Frame

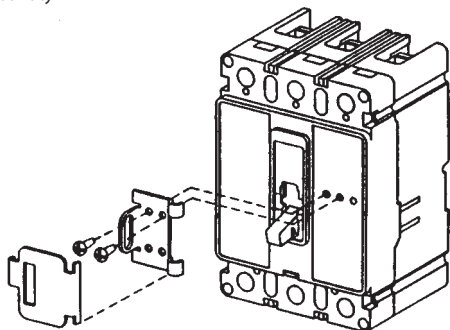
Eaton Corporation
Electrical Sector
1111 Superior Ave.
Cleveland, OH 44114
United States

4210B76H07

Effective
February 2012

Padlockable Handle Lock Hasp Kit

Cat. Number - PLK1ROFF
Style No. - 4210B81G07
Quantity - 1



Package of 2 Plates & 2 Screws

Handle Can Be Locked Only In the "OFF" Position.
Hasp Must Be Mounted Only To RIGHT of Handle.

Instructions For Assembly -

- Find the 2 Holes in Cover That Are NEAREST Handle
 - Preassemble Plates To Form Open Hasp
 - Attach Hasp to Cover Using 2 Thread Cutting Screws Provided
- DO NOT USE SUBSTITUTE SCREWS - They Could Cause Electrical HAZARD.
Torque Screws to 20 lb.- in. (2.3 Nm).



Series C
Circuit Breaker
Accessory

For F - Frame


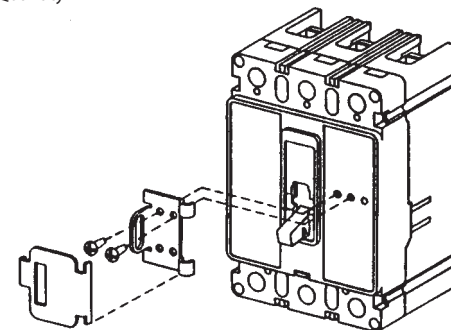
Eaton Corporation
Electrical Sector
1111 Superior Ave.
Cleveland, OH 44114
United States

4210B76H07

Effective
February 2012

Padlockable Handle Lock Hasp Kit

Cat. Number - PLK1ROFF
Style No. - 4210B81G07
Quantity - 1



Package of 2 Plates & 2 Screws

Handle Can Be Locked Only In the "OFF" Position.
Hasp Must Be Mounted Only To RIGHT of Handle.

Instructions For Assembly -

- Find the 2 Holes in Cover That Are NEAREST Handle
 - Preassemble Plates To Form Open Hasp
 - Attach Hasp to Cover Using 2 Thread Cutting Screws Provided
- DO NOT USE SUBSTITUTE SCREWS - They Could Cause Electrical HAZARD.
Torque Screws to 20 lb.- in. (2.3 Nm).