

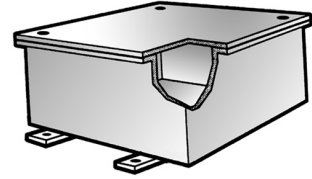
# WJB junction boxes

Heavy duty  
Flanged for surface mounting

## Applications:

WJB junction boxes are primarily designed for surface mounting. These heavy duty boxes are installed in conduit systems to:


- Act as pull box for conductors
- Provide openings and space for making splices and taps in conductors
- Provide for branch conduit runs
- Provide access to conductors for maintenance and future system changes
- Enclose and protect electrical equipment




## Features:

- Covers are suitable for vehicular traffic (H20 loading)
- Neoprene cover gasket
- Wide range of drilled and tapped conduit entrance sizes and locations permits extreme flexibility of use in conduit system
- Internal equipment mounting pads may be drilled and tapped for 1/4" - 20 mounting screws
- Blind tapped into internal mounting pads
- Mounting straps are standard on smaller sized boxes up to 8" x 8" x 6"; for larger sizes, consult factory

## Certifications and compliances:

- Weatherproof
- Watertight
- NEMA 3, 4, 5
- NEMA 250
- CEC :
  - Class II, Groups E, F, G
  - Class III
  - Encl. 3, 4, 5

 cUL certified for sizes up to 8" x 8" x 6".

## Standard materials:

- Body – iron alloy
- Cover and mounting straps – heavy gauge steel
- Gaskets – neoprene
- Cover screws – stainless steel

## Standard finish:

- Iron alloy and heavy gauge steel – hot dip galvanized

## Options:

- | Description  | Suffix                 |
|--|------------------------|
| • Factory installed mounting plate .....               | <b>MP</b>              |
| • Drilled and tapped conduit holes and slip holes..... | <b>consult factory</b> |

Cat. #	Wall thickness (in.)	Length (in.)	Width (in.)	Depth (in.)
WJB040404	1/4	4	4	4
WJB060404	1/4	6	4	4
WJB060604	1/4	6	6	4
WJB060606	1/4	6	6	6
WJB080604	1/4	8	6	4
WJB080804	1/4	8	8	4
WJB080806	1/4	8	8	6
WJB080808	1/4	8	8	8
WJB100806	1/4	10	8	6
WJB101008	1/4	10	10	8
WJB120806	1/4	12	8	6
WJB120808	1/4	12	8	8
WJB121206	5/16	12	12	6
WJB121208	5/16	12	12	8
WJB121212	5/16	12	12	12
WJB140806	5/16	14	8	6
WJB141410	5/16	14	14	10
WJB161206	5/16	16	12	6
WJB161208	5/16	16	12	8
WJB161606	5/16	16	16	6
WJB180806	5/16	18	8	6
WJB180808	5/16	18	8	8
WJB181006	5/16	18	10	6
WJB181206	5/16	18	12	6
WJB181208	5/16	18	12	8
WJB181210	5/16	18	12	10
WJB241208	3/8	24	12	8
WJB241212	3/8	24	12	12
WJB241808	3/8	24	18	8
WJB242412	3/8	24	24	12
WJB242418	3/8	24	24	18
WJB242424	3/8	24	24	24
WJB362418	3/8	36	24	18