

APPLICATION

Replacement lens kit for Champ® Pro PLL Series Linear LED Fixtures.

WARNING

To avoid the risk of fire, explosion or electric shock, this product should be installed, inspected and maintained by a qualified electrician only, in accordance with all applicable electrical codes.

WARNING

To avoid electric shock:

- Be certain electrical power is OFF before and during installation and maintenance.
- Luminaire must be supplied by a wiring system with an equipment grounding conductor.


To avoid burning hands:

- Make sure luminaire lens and housing are cool when installing and performing maintenance.


CAUTION

- Replacement to be done in a clean, dust-free environment.
- Do not use any solvents. Outgas will degrade the performance.
- Do not touch individual LEDs.
- Do not pull or stretch the gasket.


1. Remove and discard all twelve (12) #8-32 x 0.375" lens screws, damaged lens and gasket.
2. Carefully remove any residual piece of gasket from aluminum body surface using a soft towel.
3. Gently wipe any dust or debris from new gasket.
4. Gently wipe any dust or debris from new lens.
5. Place lens on a clean working surface.
6. Place gasket on lens channel and press gasket down at each twelve (12) retaining ribs in channel.



Retaining Rib in Channel/Groove



7. Carefully turn the lens over and place the gasket/lens assembly onto the aluminum body.
8. Start each new twelve (12) #8-32 x 0.375" screws to engage into threaded holes. Do not tighten.
9. Follow diagram sequence (1 to 12) below, torque each screw to 20 in.-lbs. maximum.



REPLACEMENT PARTS

Eaton's Crouse-Hinds series linear LED fixtures are designed to provide years of reliable lighting performance. However, should the need for replacement parts arise, they are available through your authorized Eaton's Crouse-Hinds Division distributor. Assistance may also be obtained through your local Eaton sales representative or sales service department, 1201 Wolf Street, Syracuse, New York 13208, Phone (866) 764-5454.

All statements, technical information and recommendations contained herein are based on information and tests we believe to be reliable. The accuracy or completeness thereof are not guaranteed. In accordance with Eaton's Crouse-Hinds Division's "Terms and Conditions of Sale," and since conditions of use are outside our control, the purchaser should determine the suitability of the product for his intended use and assumes all risk and liability whatsoever in connection therewith.