


# Runway & Taxiway Elevated Lights

## ERL

### Elevated Runway Light

#### Compliances:

FAA: AC 150/5345-46 Current Edition: L-861  
ICAO Annex 14  
UFC: 3-535-01  
USN NAVAIR: 51-50AAA-2  
NATO: STANAG 3619



#### Applications

The ERL Model 5 is used as a medium intensity runway edge light, taxiway edge light, medium intensity threshold light, and heliport perimeter light for both constant current and voltage circuits.

#### Features



- ETL Certified (As listed in Table 1 only)
- Clamp band for globe
- Single piece die-cast aluminum body
- Adjustable height
- Frangible coupling for stake, baseplate, or junction box mounting
- Prismatic globe
- Full range of standard aviation color globes
- Constant current or voltage operation available
- Prefocused quartz halogen or incandescent lamps available
- Available with 1.5 inch or 2 inch frangible coupling

#### Ordering Information

**How to Order:** A complete assembly will consist of separate order items for the ERL fixture, stake or baseplate with base or junction box with cover, isolation transformer, and L-823 connector kit.

Taxiway edge lights are typically blue (-B); threshold/end lights are typically green/red (-GR); heliport lights are typically yellow (-Y).

**Example:** 40938-CY45-24 is a 24 inch high fixture with a clear/yellow globe and 45 watt quartz bi-pin lamp.

4 0 9 - - - -

#### Fixture Type:

38 = Quartz/Bi-Pin  
39 = Incandescent/Medium Prefocus

#### Color:

C = Clear      R = Red  
B = Blue      Y = Yellow  
G = Green     X = Opaque/Blank

#### Lamp Wattage:

30 = 30 watt lamp  
40 = 40 watt lamp

#### Height in Inches:

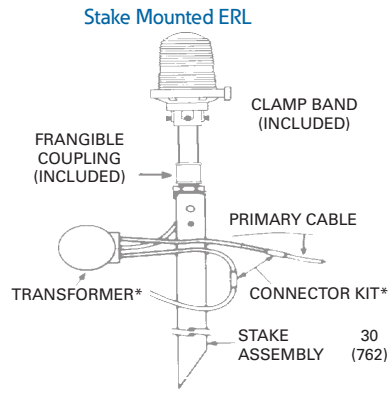
14 = Standard height 14 inches  
Available in 2 inch increments to 30 inches.  
10 = 10 inches (not ETL certified)

#### Option:

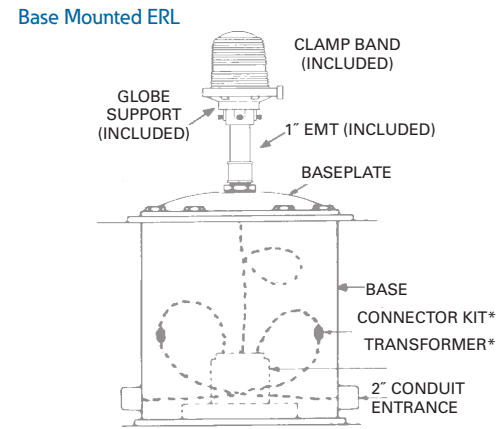
MC2 = Metal Frangible Coupling 2 Inch  
S227 = Pk30d 45W Lamp for ICAO applications

## Installation Drawings

Dimensions:	Inches (mm)
Instruction Sheets:	8627 (40938) 8628 (40939)
Shipping Weight:	3.0 lbs. 1.4 kg.
Shipping Volume:	0.1 cu. ft. .003 m <sup>3</sup>



\* Constant Current Only



Note: All ERL 6.6A versions include a lead with L-823 plug. All ERL 120v versions have wire leads without connectors.

## Accessories

Description	Catalog Number	Shipping Weight		Shipping Volume	
		lb.	kg.	cu. ft.	cu. m.
Base L-867, class I, 24" deep	AC21242H200301	52	23.6	2.6	0.074
Baseplate, 1.5" Hub, Painted Steel	AP1935	8	3.6	0.14	0.004
Baseplate, 2" Hub, Painted Steel	AP1932	8	3.6	0.14	0.004
Connector Kit L-823, 8 AWG, 0.32" to 0.43" O.D.	54-D4-D4				
Junction Box & Cover	AW7609/AW7805	12	5.4	0.2	0.006
Stake Assembly, 1.5" HUB Stake	AW2205	8	3.6	0.2	0.006
Assembly, 2" HUB	AW2202	8	3.6	0.2	0.006
Leveling Tool	Section 40999				

## Renewal Parts

Description	Part Number	Description	Part Number
1" EMT Extension (14" Standard)	40878-2P	Lead Assembly 14" Fixture (40938)	40918
1" EMT Extension (24")	40878-7P	Lead Assembly 14" Fixture (40939)	50582
1" EMT Extension (30")	40878-10P	Lead Assembly 24" Fixture (40938)	40918-4
Clamp Band	50107	Lead Assembly 24" Fixture (40939)	50582-4
Blue Globe – Glass (45W Fixtures)	50122-B-45	Lead Assembly 30" Fixture (40938)	40918-7
Blue Globe – Glass (30W Fixtures)	50122-B-30	Lead Assembly 30" Fixture (40939)	50582-7
Clear Globe – Glass	50122-C	O-Ring Seal	10035-37
Clear/Red Globe – Glass	50122-CR	Set Screw–Socket (40938)	10H27-013D08
Clear/Yellow Globe – Glass	50122-CY	Set Screw–Socket (40939)	10H27-013D20
Red/Green Globe – Glass	50122-RG	Socket (40938)	40749
Red Globe – Glass	50122-R	Socket (40939)	KL6168
Yellow Globe – Glass	50122-Y	Socket (40943)	10047-1559
Frangible Coupling – Aluminum 1.5 Inch	50186	Socket Mounting Bracket (40938)	40937
Frangible Coupling – Aluminum 2 Inch	50184		
Globe Support Assembly (40938)	50034		