


## Waveform Wall



3

Waveform Wall provides an energy efficient solution for wall mounted applications. Designed with leading performance both in general operation and in emergency mode, it allows the designer freedom to use it in many situations. A neat architectural profile offers an attractive design orientated look to diverse spaces.

Using advanced LED technology, the Waveform Wall not only offers energy efficiency and long life, but provides an ideal emergency lighting solution for stairwells and corridors where other products fail to meet today's stringent emergency lighting standards.

- Aids lighting scheme design to comply with LG7 and BS EN 12464-1
- Attractive architectural profile
- Indirect illumination
- Soft, comfortable lighting effect
- Fully integral emergency version
- Simple to install with plug and socket mains connection minimising installation time
- High lumen output in emergency operation mode

**Light Engine and Control Gear Options**

- LED - high output, high efficiency LED chip set optimised for maximum efficacy - 4000°K as standard
- High frequency control gear as standard
- DALI dimming options available

**Materials**

- Body and perforated panel - steel, powder coated in RAL9016
- Diffusing panel - flame retardant diffusing medium

**Installation Notes**

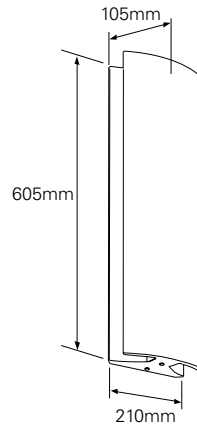
- Suitable for wall mounting (vertically or horizontally)
- Direct screw fix via 2 x key hole slots
- Open rear access for ease of cable entry
- Plug and socket mains connection with 2 x 2.5mm<sup>2</sup> cable capacity per termination
- Fused as standard
- Aids lighting scheme design to comply with LG7 and BS EN 12464-1

**Options**

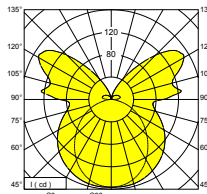
- Fully integral emergency conversion, 3 hour duration
- Suitable for use on defined escape routes
- Emergency versions available with automatic test functionality

**Specification**

To specify state: Architectural wall mounted luminaire with dispersive wing reflector, curved perforated diffuser and fire retardant diffusing medium as Eaton's Waveform Wall range part no. \_\_\_\_\_

**Dimensions****Photometric Data**

Cat. No. WAW174KZ  
LED



LO 1699 lm

**Catalogue Numbers**

Cat No	Lumen Output	Wattage	Efficacy (Llm/cW)	Weight (kg)	Emergency cat no	Weight (kg)
WAW174KZ	1699	21.2	79.9	3.2	ELWAW174KZ	3.9
WAW274KZ	2714	35.6	76.2	3.2	ELWAW274KZ	3.9

For DALI dimming option, replace part number character **Z** with **DD**, eg WAW155**Z** becomes WAW155**DD**

Emergency versions available with automatic test functionality

For further information contact our technical support and application department on 01302 303240 or email [LightingTechnicalUK@Eaton.com](mailto:LightingTechnicalUK@Eaton.com)

