

### French market

### French Market / U: UK Market

### CrystalWay 220/45 CG-S XL

- Exclusive Exit sign panel luminaire with LED technology
- Concise design with highly transparent frame and replaceable inner screen-printed pictograms
- Includes set of pictograms (arrow right, left, down, up, blind) for the most common applications
- Only one order number for wall or ceiling mounting
- Expandable with extensive accessories, e.g. housing for ceiling recessing, wire suspension, pictograms for 90° wall mounting
- Unobtrusive, thin & slim electronic base (Height: only 22mm)
- Optimal recognition via high luminance of white contrast colour > 500 cd/m<sup>2</sup> according to DIN 4844-1 / ISO 3864-1 (for bright surroundings), and high uniformity L<sub>min</sub>/L<sub>max</sub> > 0.8
- Reduced battery costs due to of especially low power consumption
- Low operating costs due to of low effective power of 3.7 W only.
- Minimum maintenance effort and increased safety via use of LEDs with high service life (50,000 hours)
- Shortened inspection effort due to CEWA GUARD Technology
- Automatic function monitoring of up to 20 luminaires per circuit
- Reduced installation expenditures by STAR Technology

Wall-surface mounting



Ceiling-surface mounting



Wire suspension kit



Recessed base



|  |  |
|--|--|
| Viewing distance   | 30 m                                       |
| Luminous flux $\Phi_E/\Phi_{Nenn}$ at end of rated operating time  | 100 %                                      |
| Housing material   | Polycarbonat                               |
| Housing colour   | RAL 9003                                   |
| Weight   | 0.7 kg                                     |
| Type of mounting   | Wall and ceiling mounting                  |
| Connection terminals   | 2 x 3 x 2.5 mm <sup>2</sup>                |
| Connection voltage   | 220 – 240 V AC, 50/60 Hz<br>176 – 275 V DC |
| Power consumption mains operation (apparent power/effective power) | 6.5 VA / 3.7 W                             |
| Current consumption- battery operation (220 V)                     | 15 mA                                      |
| Permissible ambient temperature                                    | -20 °C to +40 °C                           |
| Light source   | LED strip                                  |

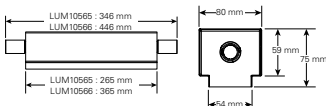
### Ordering details

| Type                      | Scope of supply  | Order-No. |
|---------------------------|--|-----------|
| CrystalWay 220/45 CG-S XL | including pictogram set (Arrow right, left, down, blank)     | LUM22215  |
| CrystalWay 220/45 CG-S XL | including pictogram set (Arrow right, left, down, up, blank) | LUM22215U |

### Ordering details - Accessories

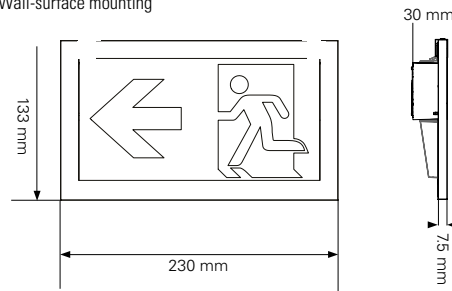
| Type   |  | Order-No. |
|--|--|-----------|
| Wire suspension kit, 20 m + 30 m                           |  | LUM10560  |
| Recessed base, for ceiling mounting, 30 m                  |  | LUM10562  |
| Recessed base with cover, for ceiling mounting, 30 m       |  | LUM10564  |
| Concrete box (suitable for recessed base with cover), 30 m |  | LUM10566  |
| Pictogram PU, ISO 7010, 30 m                               |  | LUM10587  |
| Pictogram PL, ISO 7010, 30 m                               |  | LUM10588  |
| Pictogram PR, ISO 7010, 30 m                               |  | LUM10589  |
| Pictogram PA, ISO 7010, 30 m                               |  | LUM10591  |
| Pictogram PU vertical, ISO 7010, 30 m                      |  | LUM10592  |
| Pictogram PL vertical, ISO 7010, 30 m                      |  | LUM10593  |
| Pictogram PR vertical, ISO 7010, 30 m                      |  | LUM10594  |

Concrete box

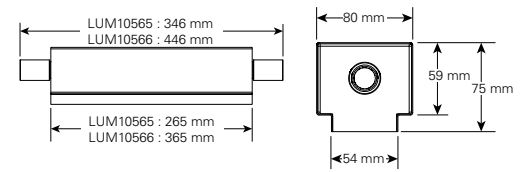


Dimensions in mm, viewing distance 20 m

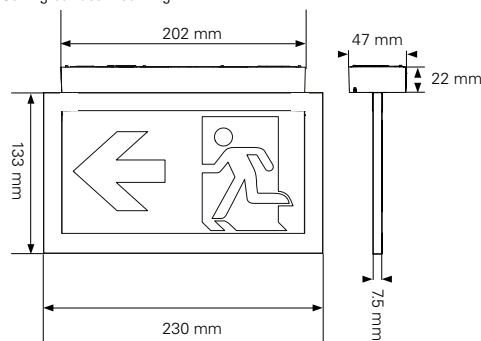
Wall-surface mounting



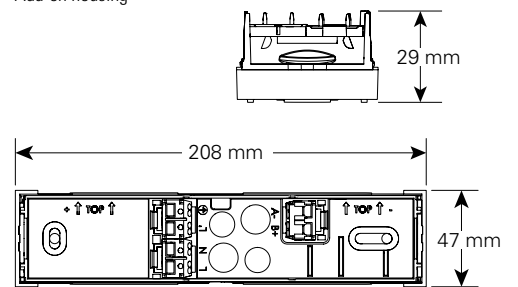
Concrete box



Ceiling-surface mounting

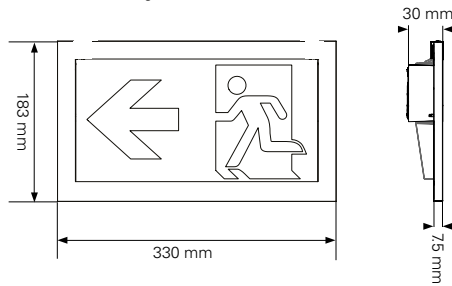


Add-on housing

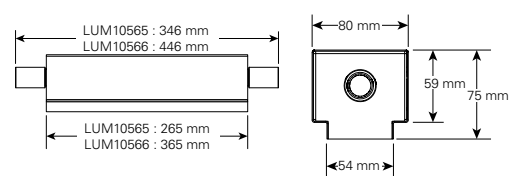


Dimensions in mm, viewing distance 30 m (XL)

Wall-surface mounting



Concrete box



Ceiling-surface mounting

