

EZ
LINK



MODULAR DEVICES

Table of contents


EZ Link families	EZ-2	Heavy-duty split circuit receptacles	EZ-6
Heavy-duty duplex & decorator receptacles	EZ-4	Split circuit duplex receptacles, separable terminal type	EZ-6
Duplex receptacles, separable terminal type	EZ-4	Split circuit tamper resistant duplex receptacles, separable terminal type	EZ-6
Tamper resistant duplex receptacles, separable terminal type	EZ-4		
Heavy-duty half & dual controlled receptacles	EZ-5	Heavy-duty single pole & 3-way switches	EZ-7
Half controlled duplex receptacles, separable terminal type	EZ-5	Toggle switches, separable terminal type	EZ-7
Dual controlled duplex receptacles, separable terminal type	EZ-5	Decorator switches, separable terminal type	EZ-7
		EZ Link switch & receptacle connectors	EZ-8
		Receptacle & switch connectors	EZ-8

EZ Link modular devices

Arrow Hart EZ Link™ modular devices are the most efficient way to wire receptacles and switches for large commercial projects. Engineered from the ground up, the revolutionary design reduces installation errors and allows for secure, aligned and accurate installation the first time.


EZ Link modular devices families

Heavy-duty duplex & decorator receptacles




E-4

Heavy-duty half & dual controlled receptacles




E-5

Heavy-duty split circuit receptacles




E-6

Heavy-duty single pole & 3-way switches



E-7

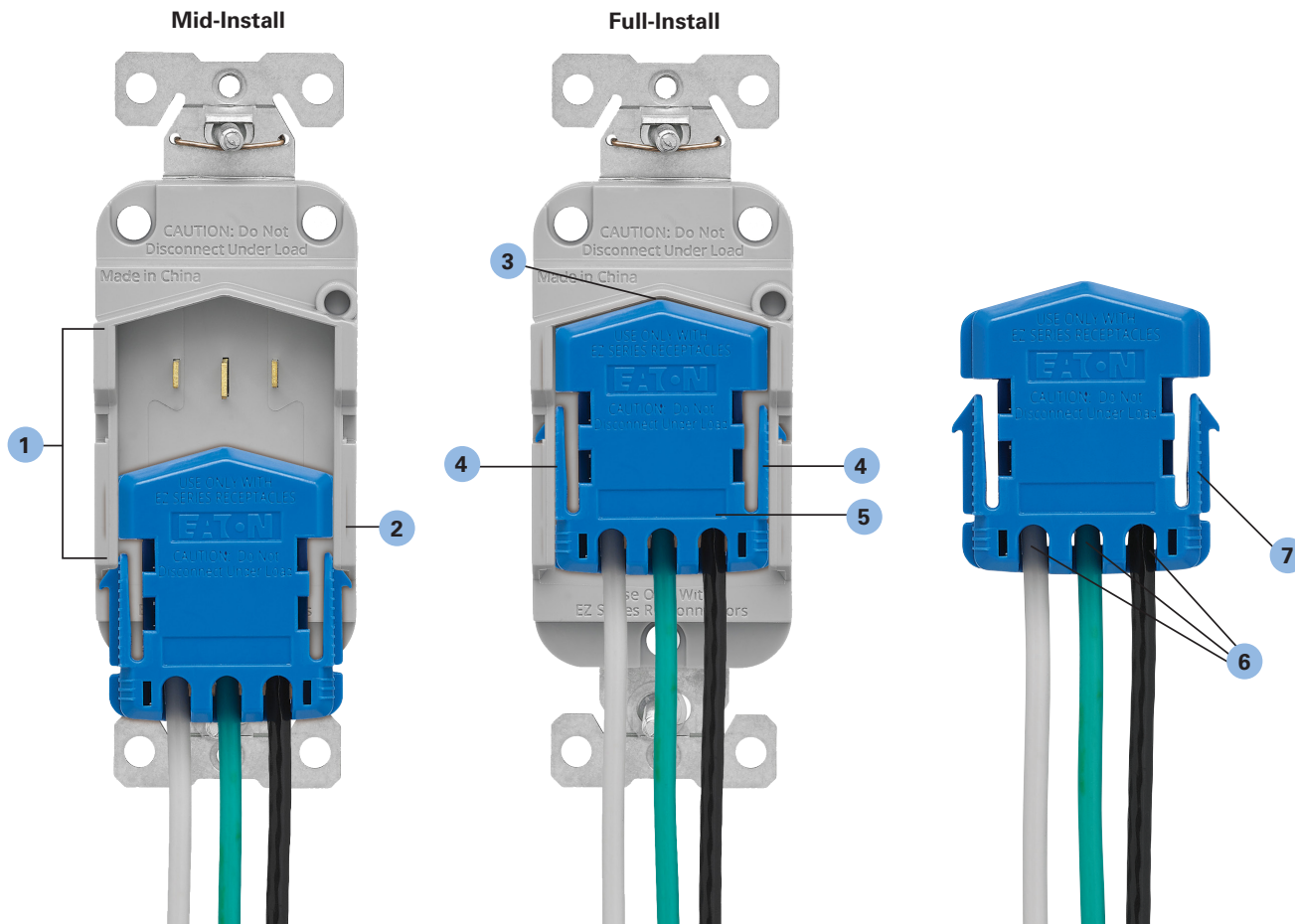
EZ Link switch & receptacle connectors



E-8

Revolutionary design

The EZ Link's thoughtful design allows for efficient, accurate and dependable installation.



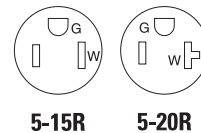
Features & Benefits

- 1. Sliding Installation**
Unique sliding design allows the connector to simply slide into place faster and easier.
- 2. Guide Rails**
Provide accurate and secure alignment during installation.
- 3. Arrow Design**
The design easily identifies the direction to slide in the connector, providing safety against incorrect installation.
- 4. Release Wings**
Wings provide an easy, one-hand release of the device, while providing two points of capture for connection retention.
- 5. Easy Labeling**
A dedicated labeling area adds convenience for special labeling needs.
- 6. Wire Relief Slots**
Allow sharp bending to make it easier to push all the wires back into the box during final installation.
- 7. Gripping Ridges**
Tactile design incorporated into the connector provides a secure grip for the installers.

Heavy-duty duplex & decorator receptacles

Product description

2-pole, 3-wire grounding
15A, 125 V/AC
20A, 125 V/AC



5-15R 5-20R

Design features

- Intuitive arrow-shaped mating design and slim profile allows for rapid installation during trim-out
- Connectors slide and lock into place on back of device, guided by precision rails and custom engineered wings resulting in unmatched connector retention
- Discrete connector designs prevent incorrect installations

Duplex receptacles, separable terminal type



A	Rating V/AC	NEMA	Description	Catalog no.	Color suffix
15	125	5-15R	Duplex	□ EZ5262__	B, BK, GY, LA, RD, V, W
20	125	5-20R		□ EZ5362__	B, BK, GY, LA, RD, V, W
15	125	5-15R	Decorator duplex	□ EZ6262__	B, BK, GY, LA, RD, V, W
20	125	5-20R		□ EZ6362__	B, BK, GY, LA, RD, V, W

Tamper resistant duplex receptacles, separable terminal type



A	Rating V/AC	NEMA	Description	Catalog no.	Color suffix
15	125	5-15R	Tamper resistant duplex	□ EZTR5262__	B, BK, GY, LA, RD, V, W
20	125	5-20R		□ EZTR5362__	B, BK, GY, LA, RD, V, W
15	125	5-15R	Tamper resistant decorator duplex	□ EZTR6262__	B, BK, GY, LA, RD, V, W
20	125	5-20R		□ EZTR6362__	B, BK, GY, LA, RD, V, W

cULus Listed to UL 498, file no. E15058; Meets all UL 498, Fed Spec W-C-596 testing standards, applicable CSA requirements and NOM certified



EZ5262W



TR6262W

Color ordering information:

For ordering devices, include Catalog no. followed by the Color suffix: B (Brown), BK (Black), GY (Gray), LA (Light Almond), RD (Red), V (Ivory), W (White)

B	BK	GY	LA	RD	V	W
(Brown)	(Black)	(Gray)	(Light Almond)	(Red)	(Ivory)	(White)

Specification information: Please visit www.eaton.com/

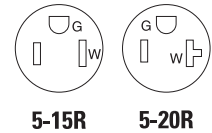
Compliances, specifications and availability are subject to change without notice.

Heavy-duty half & dual controlled receptacles

EZ
LINK

Product description

2-pole, 3-wire grounding
15A, 125 V/AC
20A, 125 V/AC



5-15R

5-20R

Design features

- Intuitive arrow-shaped mating design and slim profile allows for rapid installation during trim-out
- Offered in both dual and half controlled option for ease of use for one outlet or both
- Connectors slide and lock into place on back of device, guided by precision rails and custom engineered wings resulting in unmatched connector retention
- Discrete connector designs prevent incorrect installations
- Tamper resistant receptacles comply with 2023 NEC Article 406.12



EZTR5262CHW



EZTR6262CDW

Half controlled duplex receptacles, separable terminal type



A	Rating V/AC	NEMA	Description	Catalog no.	Color suffix
15	125	5-15R	Duplex	<input type="checkbox"/> EZ5262CH__	B, BK, GN, GY, LA, RD, V, W
20	125	5-20R		<input type="checkbox"/> EZ5362CH__	B, BK, GN, GY, LA, RD, V, W
15	125	5-15R	Decorator duplex	<input type="checkbox"/> EZ6262CH__	B, BK, GN, GY, LA, RD, V, W
20	125	5-20R		<input type="checkbox"/> EZ6362CH__	B, BK, GN, GY, LA, RD, V, W
15	125	5-15R	Tamper resistant duplex	<input type="checkbox"/> EZTR5262CH__	B, BK, GN, GY, LA, RD, V, W
20	125	5-20R		<input type="checkbox"/> EZTR5362CH__	B, BK, GN, GY, LA, RD, V, W
15	125	5-15R	Tamper resistant decorator duplex	<input type="checkbox"/> EZTR6262CH__	B, BK, GN, GY, LA, RD, V, W
20	125	5-20R		<input type="checkbox"/> EZTR6362CH__	B, BK, GN, GY, LA, RD, V, W

Dual controlled duplex receptacles, separable terminal type



A	Rating V/AC	NEMA	Description	Catalog no.	Color suffix
15	125	5-15R	Duplex	<input type="checkbox"/> EZ5262CD__	B, BK, GN, GY, LA, RD, V, W
20	125	5-20R		<input type="checkbox"/> EZ5362CD__	B, BK, GN, GY, LA, RD, V, W
15	125	5-15R	Decorator duplex	<input type="checkbox"/> EZ6262CD__	B, BK, GN, GY, LA, RD, V, W
20	125	5-20R		<input type="checkbox"/> EZ6362CD__	B, BK, GN, GY, LA, RD, V, W
15	125	5-15R	Tamper resistant duplex	<input type="checkbox"/> EZTR5262CD__	B, BK, GN, GY, LA, RD, V, W
20	125	5-20R		<input type="checkbox"/> EZTR5362CD__	B, BK, GN, GY, LA, RD, V, W
15	125	5-15R	Tamper resistant decorator duplex	<input type="checkbox"/> EZTR6262CD__	B, BK, GN, GY, LA, RD, V, W
20	125	5-20R		<input type="checkbox"/> EZTR6362CD__	B, BK, GN, GY, LA, RD, V, W

cULus Listed to UL 498, file no. E15058; Meets all UL 498, Fed Spec W-C-596 testing standards, applicable CSA requirements and NOM certified

Color ordering information:

For ordering devices, include Catalog no. followed by the Color suffix: B (Brown), BK (Black), GN (Green), GY (Gray), LA (Light Almond), RD (Red), V (Ivory), W (White)

B	BK	GN	GY	LA	RD	V	W
(Brown)	(Black)	(Green)	(Gray)	(Light Almond)	(Red)	(Ivory)	(White)

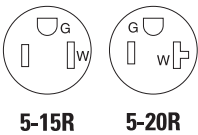
Specification information: Please visit www.eaton.com/

Compliances, specifications and availability are subject to change without notice.

Heavy-duty split circuit receptacles

Product description

2-pole, 3-wire grounding
15A, 125 V/AC
20A, 125 V/AC



Design features

- Intuitive Arrow-shaped mating design and slim profile allows for rapid installation during trim-out
- Split circuit allows for control of one outlet through an attached traveler wire
- Connectors slide and lock into place on back of device, guided by precision rails and custom engineered wings resulting in unmatched connector retention
- Discrete connector designs prevent incorrect installations
- Tamper resistant receptacles comply with 2023 NEC Article 406.12



EZ5262SCW



EZTR6262SCW

Split circuit duplex receptacles, separable terminal type



A	Rating V/AC	NEMA	Description	Catalog no.	Color suffix
15	125	5-15R	Duplex	□ EZ5262SC__	B, BK, GY, LA, RD, V, W
20	125	5-20R		□ EZ5362SC__	B, BK, GY, LA, RD, V, W
15	125	5-15R	Decorator duplex	□ EZ6262SC__	B, BK, GY, LA, RD, V, W
20	125	5-20R		□ EZ6362SC__	B, BK, GY, LA, RD, V, W

Split circuit tamper resistant duplex receptacles, separable terminal type



A	Rating V/AC	NEMA	Description	Catalog no.	Color suffix
15	125	5-15R	Tamper resistant duplex	□ EZTR5262SC__	B, BK, GY, LA, RD, V, W
20	125	5-20R		□ EZTR5362SC__	B, BK, GY, LA, RD, V, W
15	125	5-15R	Tamper resistant decorator duplex	□ EZTR6262SC__	B, BK, GY, LA, RD, V, W
20	125	5-20R		□ EZTR6362SC__	B, BK, GY, LA, RD, V, W

cULus Listed to UL 498 and file no. E15058; UL 498 (receptacles), applicable CSA requirements and NOM certified

Color ordering information:

For ordering devices, include Catalog no. followed by the Color suffix: B (Brown), BK (Black), GY (Gray), LA (Light Almond), RD (Red), V (Ivory), W (White)

B	BK	GY	LA	RD	V	W
(Brown)	(Black)	(Gray)	(Light Almond)	(Red)	(Ivory)	(White)

Specification information: Please visit www.eaton.com/

Compliances, specifications and availability are subject to change without notice.

Heavy-duty single pole 3-way switches

Product description

Single pole, 3-way
15A & 20A, 120/277 V/AC

Design features

- Intuitive arrow-shaped mating design and slim profile allows for rapid installation during trim-out
- 120/277 V/AC rating ideal for fluorescent lighting fixtures typical in commercial applications
- Color-coded faces identify amperage: blue=15 amp, red=20 amp
- Connectors slide and lock into place on back of device, guided by precision rails and custom engineered wings resulting in unmatched connector retention
- Discrete connector designs prevent incorrect installations



EZ1203W



EZ7603W

Toggle switches, separable terminal type



Rating A	V/AC	Description	Catalog no.	Color suffix
15	120/277	Single pole toggle	□ EZ1201__	B, BK, GY, LA, RD, V, W
20			□ EZ1221__	B, BK, GY, LA, RD, V, W
15	120/277	3-way toggle	□ EZ1203__	B, BK, GY, LA, RD, V, W
20			□ EZ1223__	B, BK, GY, LA, RD, V, W

Decorator switches, separable terminal type



Rating A	V/AC	Description	Catalog no.	Color suffix
15	120/277	Single pole decorator	□ EZ7601__	B, BK, GY, LA, RD, V, W
20			□ EZ7621__	B, BK, GY, LA, RD, V, W
15	120/277	3-way decorator	□ EZ7603__	B, BK, GY, LA, RD, V, W
20			□ EZ7623__	B, BK, GY, LA, RD, V, W

cULus Listed to UL 20, file no. E18704; Meets all UL20 (switches), applicable CSA requirements and NOM certified

Color ordering information:

For ordering devices, include Catalog no. followed by the Color suffix: B (Brown), BK (Black), GY (Gray), LA (Light Almond), RD (Red), V (Ivory), W (White)

B	BK	GY	LA	RD	V	W
(Brown)	(Black)	(Gray)	(Light Almond)	(Red)	(Ivory)	(White)

Specification information: Please visit www.eaton.com/

Compliances, specifications and availability are subject to change without notice.

Product description

Receptacle Connector:

2-pole, 3wire, 20A, 125 V/AC (blue)

Switch Connectors:

Single pole, 3-wire, 20A, 125 V/AC (yellow)

3-way, 4-wire, 20A, 125 V/AC (yellow)

Design features

- Intuitive arrow-shaped mating design and slim profile allows for rapid installation during trim-out
- Discrete connector designs prevent incorrect installations
- Connector wire relief shapes allow sharp wire bending to provide wire location flexibility within the wallbox
- Flexible release arms allow an easy one-hand release operation while providing two points of capture to stay attached to device

Receptacle & switch connectors



Description	Wire Type	Catalog no.	Color
Receptacle connector	Stranded	<input type="checkbox"/> EZRCSTR	Blue
Receptacle connector	Solid	<input type="checkbox"/> EZRCSOL	Blue
Switch single pole connector	Stranded	<input type="checkbox"/> EZSPSWSTR	Yellow
Switch single pole connector	Solid	<input type="checkbox"/> EZSPSWSOL	Yellow
Switch 3-way connector	Stranded	<input type="checkbox"/> EZ3WSWSTR	Yellow
Switch 3-way connector	Solid	<input type="checkbox"/> EZ3WSWSOL	Yellow

cULus Listed to UL 498 (EZRC) UL file no. E15058, UL 20 (EZSW) UL file no. E18704, applicable CSA requirements and NOM certified



EZSPSWSTR



EZ3WSWSTR



EZRCSTR



Mid-Install



Full-Install

Specification information: Please visit www.eaton.com/

Compliances, specifications and availability are subject to change without notice.

