

SECTION B



Straight Blade Protection Devices

RESIDENTIAL | COMMERCIAL | INDUSTRIAL

Table of contents

Straight blade protection devices families	B-2	Isolated Ground Receptacles	B-21
GFCI	B-4	Isolated ground receptacles	B-24
Slim design GFCIs	B-6	Hospital grade isolated ground receptacles	B-26
GFCIs	B-8		
GFCI kits and accessories	B-12	Surge protection devices	B-28
Hospital grade GFCI	B-13	Surge protection receptacles	B-30
		Surge protection devices & lighting arresters	B-31
AFCI	B-15	Surge protection adapters	B-32
AFCI receptacles	B-17		
		Specification & performance data	B-33
AF/GF	B-18		
AF/GF dual-purpose receptacles	B-20		

Straight blade protection devices

Eaton's full line of protection devices includes GFCI, controlled GFCI, AFCI, dual purpose AF/GF, surge protection, and isolated ground receptacles. Eaton's protection receptacles are tested to the highest standards and provide dependable, state-of-the-art protection suitable for residential, commercial, industrial, and healthcare settings.


GFCI, AFCI, AF/GF, controlled, surge protection, & isolated ground families

GFCI




B-7

AFCI



B-15

AF/GF



B-18

**Isolated
ground**



B-22

**Surge
protection**



B-28

Ground Fault Circuit Interrupter (GFCI)

Featuring an updated and modern look with one of the slimmest depths on the market, the GFCI receptacles have been redesigned with innovative features that allow for quick, easy installation and simple use. The devices are offered in a variety of models — tamper resistant (TR), tamper and weather resistant (TWR) and controlled (🔌) — and in numerous colors to meet and compliment any application for new construction and retrofit projects.



GFCI family



- Large visual indicator light gives quick notifications of a tripped condition
- Separate "End of Life" indicator light
- Unbreakable polycarbonate construction provides unsurpassed chemical and impact resistance
- Ground termination with backwire clamp provides secure wiring and reduces installation time
- Horizontal Test/Reset button alignment provides larger unobstructed area; buttons color matched for superior aesthetics
- Line-load mis-wiring protection, will not provide power downstream when wired incorrectly
- Tamper Resistant versions provide compliance with 2023 NEC® section 406.12 and provide significantly improved protection over traditional receptacles with removable plastic safety caps

Specific GFCI solutions for today's needs



Tamper resistance

Tamper resistant GFCIs provide shock protection, code compliance, and also deliver automatic, continual protection from electrical injury as a result of inserting foreign objects.

See pages B-7 to B-12



Weather resistance

Weather resistant GFCIs are constructed with enhanced corrosion resistant metal components for use in outdoor applications with appropriate weather-proof enclosures.

See page B-7



Motor load GFCIs

Our line includes specialty GFCIs for specific needs, like hot tubs requiring installed dead-front GFCI protection, or tight bathroom spaces that need a combination switch and GFCI.

See pages B-7 and B-9

Protecting people from electrical shock hazards

Arrow Hart's complete offering of ground fault circuit interrupters (GFCIs) is built to meet every need in residential, commercial, and industrial settings – and is fully compliant with the latest UL943 standards for GFCIs, including self-testing functionality



Specification grade GFCIs

Arrow Hart GFCI receptacles are designed with the safety of the user in mind and are fully compliant with all the latest UL943 and UL498 requirements. GFCI's conduct an automatic self-test periodically to ensure the integrity of GFCI protection, and incorporate a safety lock-out feature that protects against mis-wired line-load connections that can cause damage to the GFCI circuitry.



Hospital grade GFCIs

Designed for safety and reliability, Arrow Hart hospital grade GFCI receptacles meet the strict standards of UL943 for GFCI protection, as well as UL498 standards for hospital grade receptacles. Available in tamper resistant, USMCA compliant, and Arrow Link modular versions, these GFCI receptacles protect personnel, patients, and children from the risks of electrical shock.



GFCIs with audible alarm

Arrow Hart GFCI receptacles with audible alarm provides protection you can hear, emitting an alarm in the event of a trip incident, controllable by the convenient ON/OFF switch. Audible alarm GFCI receptacles are perfect for low traffic areas, such as garages or basements, where LED indicator lights may not be as visible.



Extra heavy-duty industrial grade isolated ground GFCIs

Isolated ground GFCIs reduce electromagnetic interference, or electronic noise, by providing a dedicated path to ground, and provides GFCI protection to help prevent users from electric shock hazards. Perfect for applications requiring both isolated ground and GFCI protection, such as quick service restaurants and cafes, education facilities, computer labs, and office buildings.



Commercial Spec Grade GFCI with Nightlight

Arrow Hart combination GFCI receptacle with nightlight combines a convenient LED nightlight with a GFCI protected receptacle. The integrated sensor automatically turns the nightlight ON when it becomes dark and automatically OFF when the room has light, perfect for bedrooms, bathrooms, kitchens, and children's rooms, as well as for commercial settings including hotel rooms, dormitories, and assisted living facilities.



Specification grade GFCI with switch

The GFCI with switch combines a GFCI protected receptacle with a single pole switch in the same decorator footprint, saving space and adding convenience. Perfect for use with bathroom or kitchen vent fans, or in retrofit applications that require space saving solutions.

Arrow Hart GFCIs Exceed UL Standards

Self-test GFCI UL943 standards

- Automatic test initiates within **5** second of power availability to the line or load terminals and repeats at least every **3** hours.
- Short-Circuit Current Rating (SCCR) = 2kA

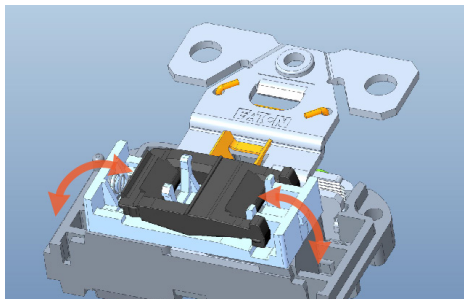
Arrow Hart GFCIs

- Automatic test initiates within **1** second of power availability to the line or load terminals and repeats every **1.5** hours.
- Short-Circuit Current Rating (SCCR) = 10kA

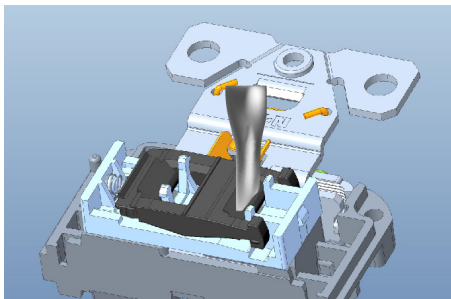
Tamper resistant, weather resistant, and tamper & weather resistant receptacles

Tamper Resistant (TR) receptacles feature a built-in UL listed safety shutter system that prevents the insertion of foreign objects into the receptacle openings. The safety shutters will only open when a two-bladed plug presses simultaneously against the two shutters.

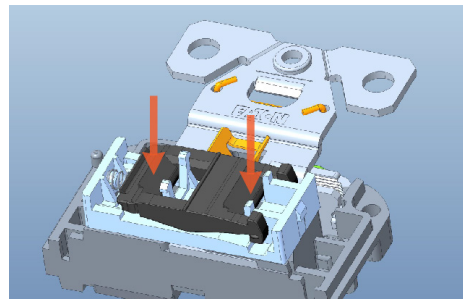
How the tamper resistant system works:



Shutters restrict access in closed position.



Insertion of object in any one side will not open shutters.



Insertion of two-bladed plug or grounding plug will open shutters.

2023 NEC 406.12 Tamper Resistant Receptacles. All 15- and 20-ampere, 125- and 250-volt nonlocking-type receptacles in the following locations shall be listed tamper resistant receptacles*:

Residential

Required in all dwelling units, boathouses, mobile homes and manufactured homes, including attached and detached garages, accessory buildings, and common areas.

*Please refer to latest NEC for full list of locations requiring tamper resistance

Commercial

Required in guest rooms and guest suites of hotels, motels, and their common areas; child care facilities, including preschools and education facilities; in clinics, medical and dental offices, and outpatient facilities; dormitory facilities, residential care/assisted living facilities, rehabilitation facilities, and group homes.

New in NEC 2023

Required for agricultural buildings accessible to the general public, such as pumpkin patches, petting farms, christmas tree farms, and similar venues.

GFCI receptacle marks, identifiers, and standards



Standard GFCI receptacle

Designed to provide a clean, aesthetic appeal, the GFCI receptacle markings are minimal to better blend with décor in today's modern buildings and homes.



Tamper resistant GFCI receptacle

The TR identifier/marketing is debossed on the shoulder of the device to give quick confirmation to the installer, while nicely hidden when the wallplate is installed.



Tamper and weather resistant GFCI receptacle

The WR identifier/marketing is debossed on the housing face for quick identification of weather resistant and the TR tamper resistant identification is debossed on shoulder, indicating the appropriate receptacle has been installed for both weather and tamper resistant protection.



Controlled GFCI receptacle

Control marked products indicate the circuit will power down automatically as part of an energy management or building automation protocol.



Compliances, specifications and availability are subject to change without notice.

Specification grade GFCIs

GFCIs clean, modern design is backed by a legacy of safety.

Tested to the highest standards to help ensure safety, Eaton's Arrow Hart next generation of ground fault circuit interrupter (GFCI) duplex receptacles provide code-compliant protection from electrical shock in residential, commercial and industrial applications.

Featuring an updated and modern look with one of the slimmest depths on the market, the GFCI receptacles have been redesigned with innovative features that allow for quick, easy installation and simple use.

Slim GFCI duplex receptacle features & benefits


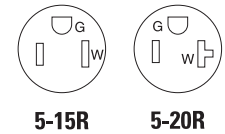


1. **Slim 1.03-inch depth profile** provides quick and easy installation by allowing more room in the electrical box for wiring, ideal for retrofit as well as two-gang applications.
2. GFCI receptacles **sit more flush** with the wallplate for a pleasing aesthetic.
3. **External backwire clamp** allows visual confirmation of secure wire termination, increasing safety while saving installation time.
4. **Wider TEST/RESET buttons** make it easier to test and reset. Device can be reset even while a plug is inserted.
5. **Minimal top housing markings** are debossed and neutrally positioned for easy reading no matter the installation orientation.
6. **Industry-first!** Larger reset indicator light on the RESET button allows for quick identification of a trip incident, and intuitively orients the end user to push the RESET button, reducing contractor callbacks, saving time and money.
7. **End of life indicator light flashes red** and is located next to the embossed word "Replace," making it easy to identify when the device has reached its "end-of-life" and needs to be replaced.
8. **Tamper resistant shutter system** allows for easy plug insertion, while preventing children from inserting objects (hairpins, keys), protecting them from electric shock, meeting NEC code 406.12.
9. **Tamper resistant shutters** are black to disappear from view, adding to the clean, modern look.
10. **Captive screws** allow easier installation.
11. **Robust thermoplastic construction** provides unmatched durability and high-impact resistance.
12. **Grounding staple** ensure ground integrity.
13. **Line side terminals** are backed out for fast installation. All terminals are staked to prevent screws from backing all the way out.

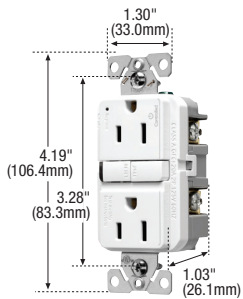
Specification grade tamper resistant ground fault circuit interrupter receptacles

Product description

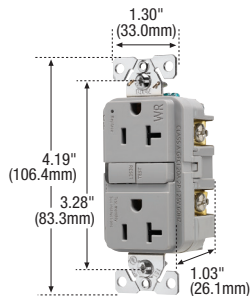
2-pole, 3-wire grounding
15A, 125V/AC; 20A, 125V/AC,
NEMA 5-15, 5-20



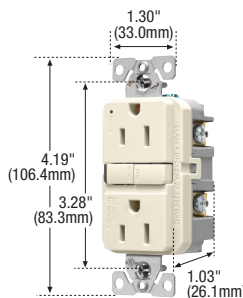
TRGF15W



TRGFC15



TWRGF20



GF15

Tamper resistant spec grade GFCIs



Rating A	V/AC	NEMA	Description	Color suffix	Catalog no.
15	125	5-15R	Duplex GFCI, back & side wire	B, BK, GY, LA, V, W	□ TRGF15__
			Duplex GFCI, includes standard size wallplate, back & side wire	W	□ TRGF15__-WP
			Duplex GFCI, back & side wire - 3 pack	LA, V, W	□ TRGF15__-3-L
			Duplex GFCI, back & side wire - 50 pack	W	□ TRGF15__-50
20	125	5-20R	Duplex GFCI, back & side wire	B, BK, GY, LA, RD, V, W	□ TRGF20__*
			Duplex GFCI, back & side wire - 3 pack	B, BK, GY, LA, RD, V, W	□ TRGF20__-3-L*
			Duplex GFCI, back & side wire - 50 pack	W	□ TRGF20__-50*

Wallplate not included unless specifically stated. *FedSpec certification on 20A only.

Tamper resistant controlled GFCI receptacle



Rating A	V/AC	NEMA	Description	Color suffix	Catalog no.
15	125	5-15R	Duplex GFCI, back & side wire	BK, GN, GY, LA, V, W	□ TRGFC15__
20	125	5-20R	Duplex GFCI, back & side wire	BK, GN, GY, LA, V, W	□ TRGFC20__*

*FedSpec certification on 20A only.

Tamper & weather resistant spec grade GFCIs



Rating A	V/AC	NEMA	Description	Color suffix	Catalog no.
15	125	5-15R	Duplex GFCI, back & side wire	B, BK, GY, LA, V, W	□ TWRGF15__
			Duplex GFCI, back & side wire - 50 pack	W	□ TWRGF15__-50
20	125	5-20R	Duplex GFCI, back & side wire	B, BK, GY, LA, V, W	□ TWRGF20__*
			Duplex GFCI, back & side wire - 50 pack	BK, LA, W	□ TWRGF20__-50*

*FedSpec certification on 20A only.

Spec grade GFCIs



Rating A	V/AC	NEMA	Description	Color suffix	Catalog no.
15	125	5-15R	Duplex GFCI, back & side wire	B, BK, GY, LA, V, W	□ GF15__
			Duplex GFCI, includes standard size wallplate, back & side wire	B, GY, V, W	□ GF15__-WP
20	125	5-20R	Duplex GFCI, back & side wire	B, BK, GY, V, W	□ GF20__*

Wallplate not included unless specifically stated. *FedSpec certification on 20A only.

Color ordering information:

For ordering devices, include Catalog no. followed by the Color suffix: B (Brown), BK (Black), GN (Green), GY (Gray), LA (Light Almond), RD (Red), RB (Oil Rubbed Bronze), SG (Silver Granite), V (Ivory), W (White)

B	BK	GN	GY	LA	RD	RB	SG	V	W
(Brown)	(Black)	(Green)	(Gray)	(Lt. Almond)	(Red)	(Oil Rubbed Bronze)	(Silver Granite)	(Ivory)	(White)

Specification information: Specification grade GFCI: B-33

Compliances, specifications and availability are subject to change without notice.

➡ ArrowLink option available. Add "MOD" suffix to standard catalog number (example SGF15W, SGF15WMOD).

For ordering information on ArrowLink & ArrowLink SPD connectors, please visit www.eaton.com/wiringdevices

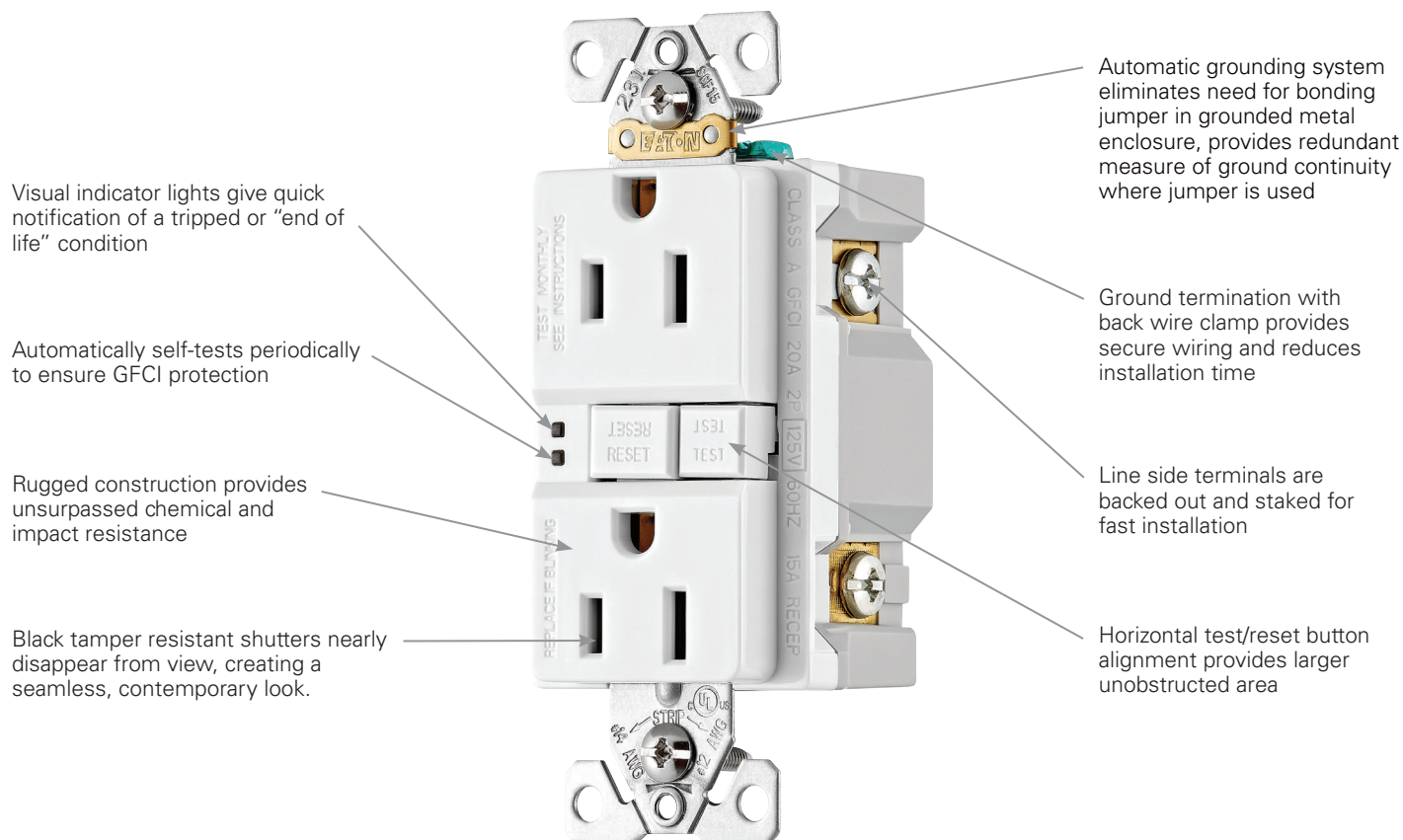
⚡ Indicates USMCA compliant - Page Q-41 Tamper resistant Tamper & weather resistant Controlled

Specification grade GFCIs

GFCIs provide state-of-the-art, dependable electrical shock protection

In addition to being tested to the highest standards to help ensure safety, Arrow Hart GFCIs will deny power and prevent re-setting if the device is no longer able to provide safe, protected power

Ground fault circuit interrupter features & benefits



Additional features & benefits

- Meets and exceeds 10 kA short circuit testing and underwriters laboratories (UL) 2006 UL943 safety standards
- Performs periodic self tests to ensure integrity of GFCI protection if no ground-fault protection is detected, the device will trip, will not reset and the status indicator light will glow amber
- Tapered back wire openings handle multiple wire sizes and types for applications up to #10 AWG solid or stranded wire
- When downstream receptacles are wired from load side, a 20 amp feed-through rating offers full protection
- Test and reset buttons are color matched to provide superior aesthetics
- Longer, wider "bridge" strap provides 40% more contact area with wallboard, virtually eliminating floating installations
- Exclusive built-in wire stripper provides fast stripping of wire without tools
- Line-load miswiring protection: GFCIs will not provide power downstream when wired incorrectly
- Tri-combo head terminal and mounting screws
- "Tamper Resistant" spelled out on receptacle shoulder of TR models to minimize distracting facial markings and better blend into décor.

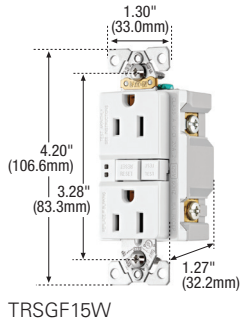
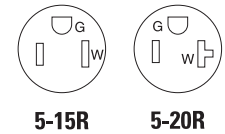
Specification grade GFCIs

B
SECTION

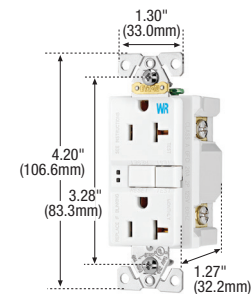
Specification grade tamper resistant ground fault circuit interrupter receptacles

Product description

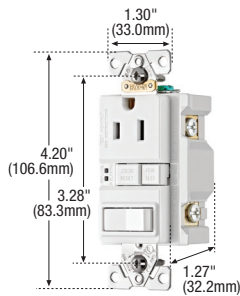
2-pole, 3-wire grounding
15A, 125V/AC; 20A, 125V/AC,
NEMA 5-15, 5-20



TRSGF15W



WRS GF15



TRSGFS15W

Tamper resistant spec grade GFCIs



Rating A	V/AC	NEMA	Description	Color suffix	Catalog no.	
15	125	5-15R	Duplex GFCI, back & side wire	B, BK, GY, LA, RB, SG, V, W	□ TRSGF15__	•
			Duplex GFCI, mid-size wallplate, back & side wire	LA, V, W	□ TRSGF15__-M	
			Duplex GFCI, back & side wire, USMCA	B, BK, GY, LA, V, W	□ TRSGF15F__	•
			Duplex GFCI 50 pack, no wallplate, no mounting screws	W	□ TRSGF15__-50	
20	125	5-20R	Duplex GFCI, back & side wire	B, BK, GY, LA, RD, RB, SG, V, W	□ TRSGF20__	•
			Duplex GFCI, back & side wire, USMCA	B, BK, GY, LA, RD, V, W	□ TRSGF20F__	•

Includes standard size unbreakable wallplate unless otherwise noted.

Weather resistant spec grade GFCIs



Rating A	V/AC	NEMA	Description	Color suffix	Catalog no.	
15	125	5-15R	Duplex GFCI, back & side wire	B, GY, V, W	□ WRS GF15__	
			Duplex GFCI, back & side wire, USMCA	B, GY, V, W	□ WRS GF15F__	•
20	125	5-20R	Duplex GFCI, back & side wire	B, BK, GY, V, W	□ WRS GF20__	
			Duplex GFCI, back & side wire, USMCA	B, GY, V, W	□ WRS GF20F__	•

Includes standard size unbreakable wallplate unless otherwise noted.

Tamper & weather resistant spec grade GFCIs



Rating A	V/AC	NEMA	Description	Color suffix	Catalog no.	
15	125	5-15R	Duplex GFCI, back & side wire	B, GY, LA, V, W	□ TWRSGF15__	•
			Duplex GFCI, back & side wire, USMCA	B, GY, LA, V, W	□ TWRSGF15F__	•
20	125	5-20R	Duplex GFCI, back & side wire	B, GY, LA, V, W	□ TWRSGF20__	•
			Duplex GFCI, back & side wire, USMCA	B, GY, LA, V, W	□ TWRSGF20F__	•

Includes standard size unbreakable wallplate unless otherwise noted.

Tamper resistant spec grade GFCI with switch



Rating A	V/AC	NEMA	Description	Color suffix	Catalog no.	
15	125	5-15R	Duplex GFCI with feed-through single pole switch (rated 1800W @ 120V/AC, 60Hz) with mid-size wallplate	LA, V, W	□ TRSGFS15__-M	

Includes standard size unbreakable wallplate unless otherwise noted.

Color ordering information:

For ordering devices, include Catalog no. followed by the Color suffix: B (Brown), BK (Black), GY (Gray), LA (Light Almond), RD (Red), RB (Oil Rubbed Bronze), SG (Silver Granite), V (Ivory), W (White)

B	BK	GY	LA	RD	RB	SG	V	W
(Brown)	(Black)	(Gray)	(Lt. Almond)	(Red)	(Oil Rubbed Bronze)	(Silver Granite)	(Ivory)	(White)

Specification information: Specification grade GFCI: B-34

Compliances, specifications and availability are subject to change without notice.

➡ ArrowLink option available. Add "MOD" suffix to standard catalog number (example SGF15W, SGF15WMOD).

For ordering information on ArrowLink & ArrowLink SPD connectors, please visit www.eaton.com/wiringdevices

⚡ Indicates USMCA compliant - Page Q-41 Tamper resistant Weather resistant Tamper & weather resistant

Specification grade GFCIs

Specification grade tamper resistant ground fault circuit interrupter receptacles

Product description

2-pole, 3-wire grounding
15A, 125V/AC; 20A, 125V/AC,
NEMA 5-15, 5-20



5-15R



5-20R

Tamper resistant spec grade GFCI with switch



Rating		NEMA	Description	Color suffix	Catalog no.
A	V/AC				
15	125	5-15R	Duplex GFCI with feed-through single pole switch (rated 1800W @ 120V/AC, 60Hz), includes mid-size wallplate	LA, V, W	□ TRSGFS15__-M

Wallplate not included unless specifically stated.

Tamper resistant spec grade GFCI with Nightlight



Rating		NEMA	Description	Color suffix	Catalog no.
A	V/AC				
15	125	5-15R	Duplex GFCI with nightlight, back & side wire	BK, LA, V, W	<input type="checkbox"/> TRSGFNL15__
20	125	5-20R	Duplex GFCI with nightlight, back & side wire	BK, LA, V, W	<input type="checkbox"/> TRSGFNL20__

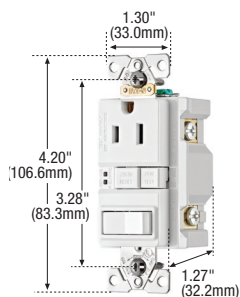
Wallplate not included unless specifically stated.

Specification grade ground fault circuit interrupter receptacles

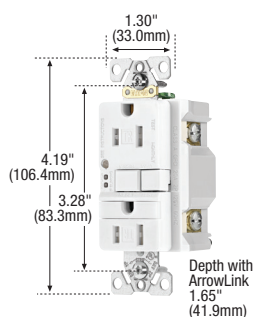
Spec grade blank face GFCI



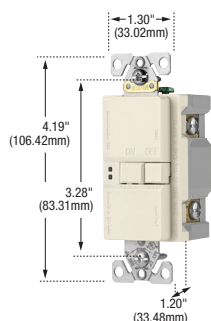
Rating		Description	Color suffix	Catalog no.
A	V/AC			
20	125	Blank face (dead front) GFCI, rated as 1.5HP motor control switch, back & side wire	B, BK, LA, V, W	□ SGFD20__



TRSGFS15



TRSGFNL15



SGFD20

Color ordering information:

For ordering devices, include Catalog no. followed by the Color suffix: B (Brown), BK (Black), LA (Light Almond), V (Ivory), W (White)

B	BK	LA	V	W
(Brown)	(Black)	(Lt. Almond)	(Ivory)	(White)

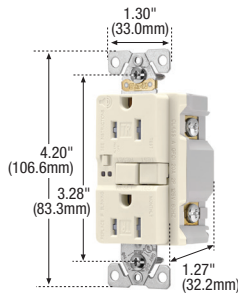
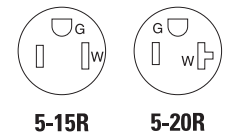
Specification information: B-35, B-36

Compliances, specifications and availability are subject to change without notice.

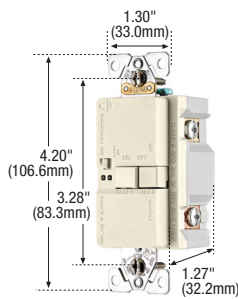
Specification grade tamper resistant ground fault circuit interrupter receptacles with audible alarm

Product description


2-pole, 3-wire grounding
15A, 125V/AC; 20A, 125V/AC



TRSGFA15



SGFDA20



TRISGFG20

Tamper resistant spec grade GFCI with audible alarm



Rating						
A	V/AC	NEMA	Description	Color suffix	Catalog no.	
15	125	5-15R	Tamper resistant self-test GFCI w/ audible alarm back & side wire	B, BK, GY, LA, V, W	<input type="checkbox"/> TRSGFA15__	
15	125	5-15R	Tamper resistant self-test GFCI w/ audible alarm, includes standard size wallplate, back & side wire	W	<input type="checkbox"/> TRSGF15AW-M	
20	125	5-20R	Tamper resistant self-test GFCI w/ audible alarm back & side wire	B, BK, GY, LA, RD, V, W	<input type="checkbox"/> TRSGFA20__	

Wallplate not included unless specifically stated.

Spec grade blank face GFCI with audible alarm



Rating	A	V/AC	NEMA	Description	Color suffix	Catalog no.
20	125			Self test blank-face GFCI w/ audible alarm back & side wire	B, BK, GY, LA, V, W	<input type="checkbox"/> SGFDA20__

Includes standard size unbreakable wallplate unless otherwise noted.

Extra heavy-duty tamper resistant isolated ground GFCI receptacle



Rating		NEMA	Description	Color suffix	Catalog no.
A	V/AC				
15	125	5-15R	Tamper resistant isolated ground GFCI duplex receptacle	GY, RN, V, W	<input type="checkbox"/> TRIGSGF15__
20	125	5-20R	Tamper resistant isolated ground GFCI duplex receptacle	GY, RN, V, W	<input type="checkbox"/> TRIGSGF20__

Includes standard size unbreakable wallplate unless otherwise noted.

Color ordering information:

For ordering devices, include Catalog no. followed by the Color suffix: B (Brown), BK (Black), GY (Gray), LA (Light Almond), RD (Red), RN (Orange) V (Ivory), W (White)

B	BK	GY	LA	RD	RN	V	W
(Brown)	(Black)	(Gray)	(Lt. Almond)	(Red)	(Orange)	(Ivory)	(White)

Specification information: B-35, B-37

Compliances, specifications and availability are subject to change without notice.

Tamper resistant

Audible Alarm

Specification grade GFCI kits

Specification grade ground fault circuit interrupter kits & accessories

Product description

1-Gang extra depth, self closing box
2-pole, 3-wire grounding
15A, 125V/AC
NEMA 5-15



WIUXHTWRSGF15W



WIUXVTWRSGF15W

Tamper & weather resistant GFCI kits



Rating A	V/AC	NEMA	Description	Color suffix	Catalog no.
15	125	5-15R	Extra duty while-in-use box with 15A/125V tamper & weather resistant GFCI Horizontal mount: WIUXHTWRSGF15W		<input type="checkbox"/> WIUXHTWRSGF15W
20	125	5-20R	Extra duty while-in-use box with 15A/125V tamper & weather resistant GFCI Vertical mount: WIUXVTWRSGF15W		<input type="checkbox"/> WIUXVTWRSGF15W

Includes standard size unbreakable wallplate unless otherwise noted
Consult factory customer service representative for additional packaging options

Accessories for GFCIs



Description	Color suffix	Catalog no.	
GFCI 7/8" extension ring, cULus Listed	BLK, LA, V, W	<input type="checkbox"/> GFER__	
Metal self-closing horizontal 1-Gang weather protective cover, decorator opening		<input type="checkbox"/> S1966	•
While-in-use metal weather protective standard depth 1-Gang cover, vertical mount		<input type="checkbox"/> WIUMV-1X	•



GFER



S1966



WIUMV-1X



WIUMH-1X

Color ordering information:

For ordering devices, include Catalog no. followed by the Color suffix: B (Brown), BK (Black), GY (Gray), LA (Light Almond), RD (Red), V (Ivory), W (White)

B	BK	GY	LA	RD	V	W
(Brown)	(Black)	(Gray)	(Lt. Almond)	(Red)	(Ivory)	(White)

Specification information: B-34

Compliances, specifications and availability are subject to change without notice.



ArrowLink option available. Add "MOD" suffix to standard catalog number (example SGF15W, SGF15WMOD).

For ordering information on ArrowLink & ArrowLink SPD connectors, please visit www.eaton.com/wiringdevices



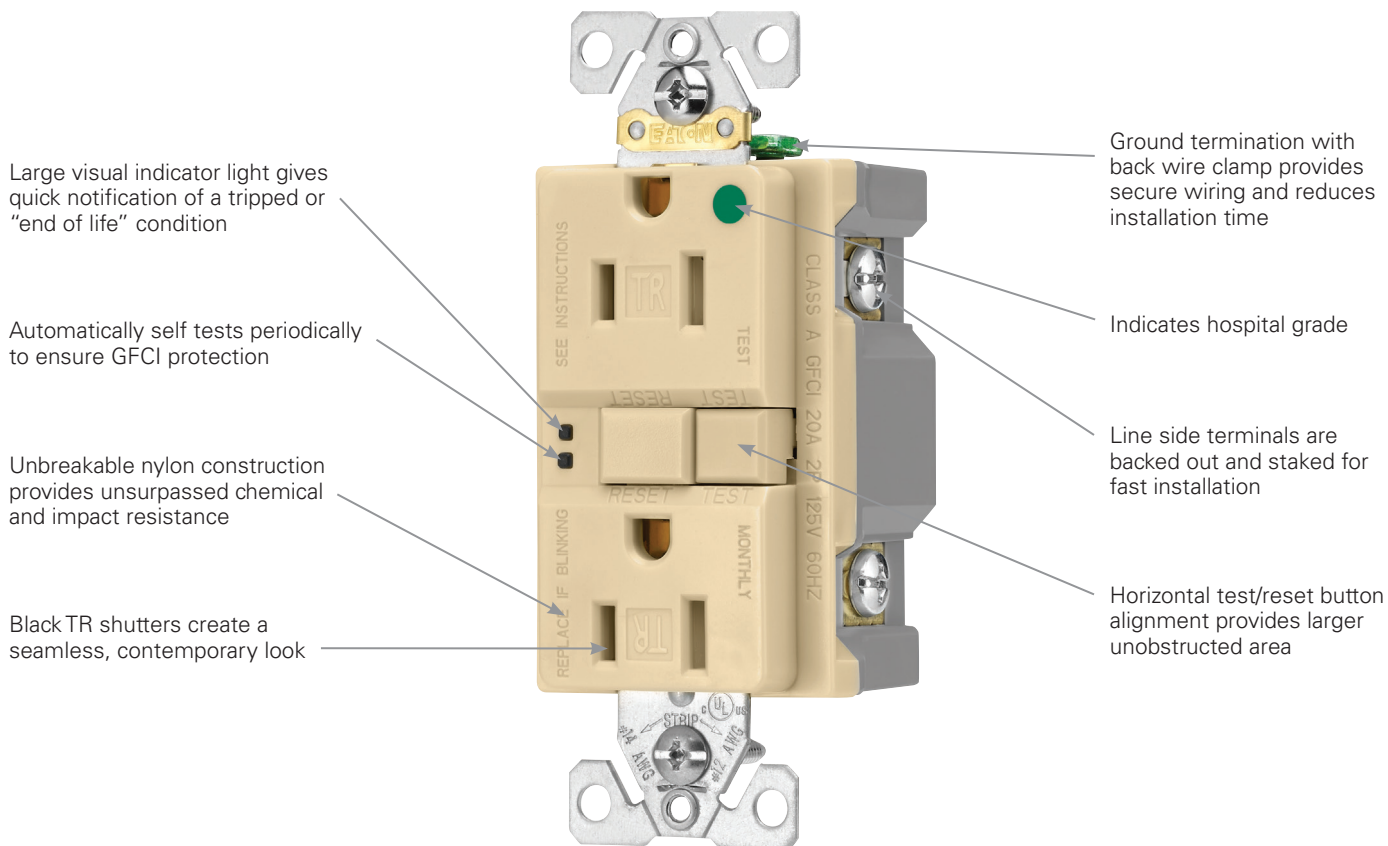
Indicates USMCA compliant - Page Q-41

Hospital grade GFCI receptacles

Hospital grade GFCI receptacles

Arrow Hart's line of hospital grade GFCIs provide protection for both people and sensitive equipment

Ground fault circuit interrupter features & benefits



Additional features & benefits

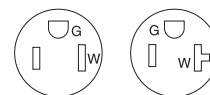
- Meets and exceeds 10 kA short circuit testing and underwriters laboratories (UL) 2006 UL943 safety standards
- Performs periodic self tests to ensure integrity of GFCI protection if no ground-fault protection is detected, the device will trip, will not reset and the status indicator light will glow amber
- Tapered back wire openings handle multiple wire sizes and types for applications up to #10 AWG solid or stranded wire
- When downstream receptacles are wired from load side, a 20 amp feed-through rating offers full protection
- Test and reset buttons are color matched to provide superior aesthetics
- Longer, wider "bridge" strap provides 40% more contact area with wallboard, virtually eliminating floating installations
- Exclusive built-in wire stripper provides fast stripping of wire without tools
- Line-load miswiring protection: GFCIs will not provide power downstream when wired incorrectly
- Tri-combo head terminal and mounting screws

Compliances, specifications and availability are subject to change without notice.

Hospital grade GFCI receptacles

Product description

2-pole, 3-wire grounding
15A, 125V/AC; 20A, 125V/AC
NEMA 5-15R, 5-20R



5-15R

5-20R

Hospital grade GFCI receptacles



Rating	A	V/AC	NEMA	Description	Color suffix	Catalog no.	
15	125	5-15R		Hospital GFCI, back & side wire	B, GY, LA, RD, V, W	<input type="checkbox"/> SGFH15__	•
				Hospital GFCI, back & side wire, USMCA	B, GY, LA, RD, V, W	<input type="checkbox"/> SGFH15F__	•
20	125	5-20R		Hospital GFCI, back & side wire	B, GY, LA, RD, V, W	<input type="checkbox"/> SGFH20__	•
				Hospital GFCI, back & side wire, USMCA	B, GY, LA, RD, V, W	<input type="checkbox"/> SGFH20F__	•

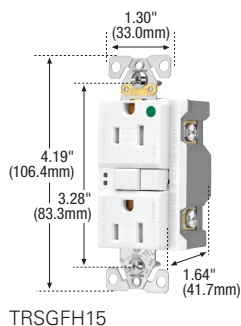
Includes standard size unbreakable wallplate

Tamper resistant hospital grade GFCI receptacles

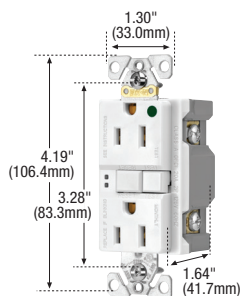


Rating	A	V/AC	NEMA	Description	Color suffix	Catalog no.	
15	125	5-15R		Tamper resistant hospital GFCI, back & side wire	B, BK, GY, LA, RD, V, W	<input type="checkbox"/> TRSGFH15__	
				Tamper resistant hospital GFCI, back & side wire, USMCA	B, GY, LA, RD, V, W	<input type="checkbox"/> TRSGFH15F__	•
20	125	5-20R		Tamper resistant hospital GFCI, back & side wire	B, BK, GY, LA, RD, V, W	<input type="checkbox"/> TRSGFH20__	•
				Tamper resistant hospital GFCI, back & side wire, USMCA	B, GY, LA, RD, V, W	<input type="checkbox"/> TRSGFH20F__	•

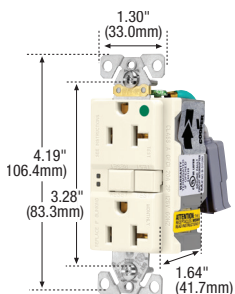
Includes standard size unbreakable wallplate



TRSGFH15



SGFH15



SGFH20_MOD

Color ordering information:

For ordering devices, include Catalog no. followed by the Color suffix: B (Brown), BK (Black), GY (Gray), LA (Light Almond), RD (Red), V (Ivory), W (White)

B	BK	GY	LA	RD	V	W
(Brown)	(Black)	(Gray)	(Lt. Almond)	(Red)	(Ivory)	(White)

Specification information: B-34

Compliances, specifications and availability are subject to change without notice.



ArrowLink option available. Add "MOD" suffix to standard catalog number (example SGF15W, SGF15WMOD).

For ordering information on ArrowLink & ArrowLink SPD connectors, please visit www.eaton.com/wiringdevices



Indicates USMCA compliant - Page Q-41



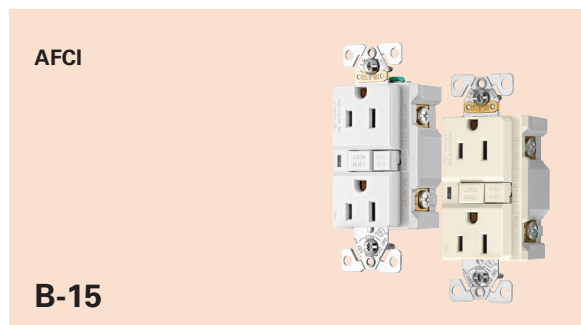
Tamper resistant

Arc Fault Circuit Interrupter (AFCI)

Eaton's Arc Fault Circuit Interrupter (AFCI) receptacles are designed to recognize a dangerous arc in your wiring and immediately break the flow of electricity, thus preventing your electrical system from becoming an ignition source for a fire. The life-saving technology and superior design of AFCI protection, now standard in new construction, has been refined over the years to also reduce unwanted nuisance tripping due to interference from electrical devices or appliances. When combined with Eaton's GFCI technology, Eaton's arc fault receptacles provide fire and electrical safety in one device, and are also available in breakers.



AFCI family



- Meets all UL 1699A requirements for protection against both series and parallel arcs.
- Large visual LED indicator gives quick notification of tripped or 'end-of-life' condition
- Ground termination with backwire clamp provides secure wiring and reduced installation time
- Tamper Resistant shutters prevent insertion of foreign objects compliant with NEC 2017 and 2020 section 406.12.

Increase safety with code-compliant AFCI receptacles



Helps prevent electrical fires

AFCI receptacles provide protection against series and parallel arcs, which may result from physical damage to the wiring or defective appliances, and can lead to electrical fires.

See page B-15



Local point of use reset

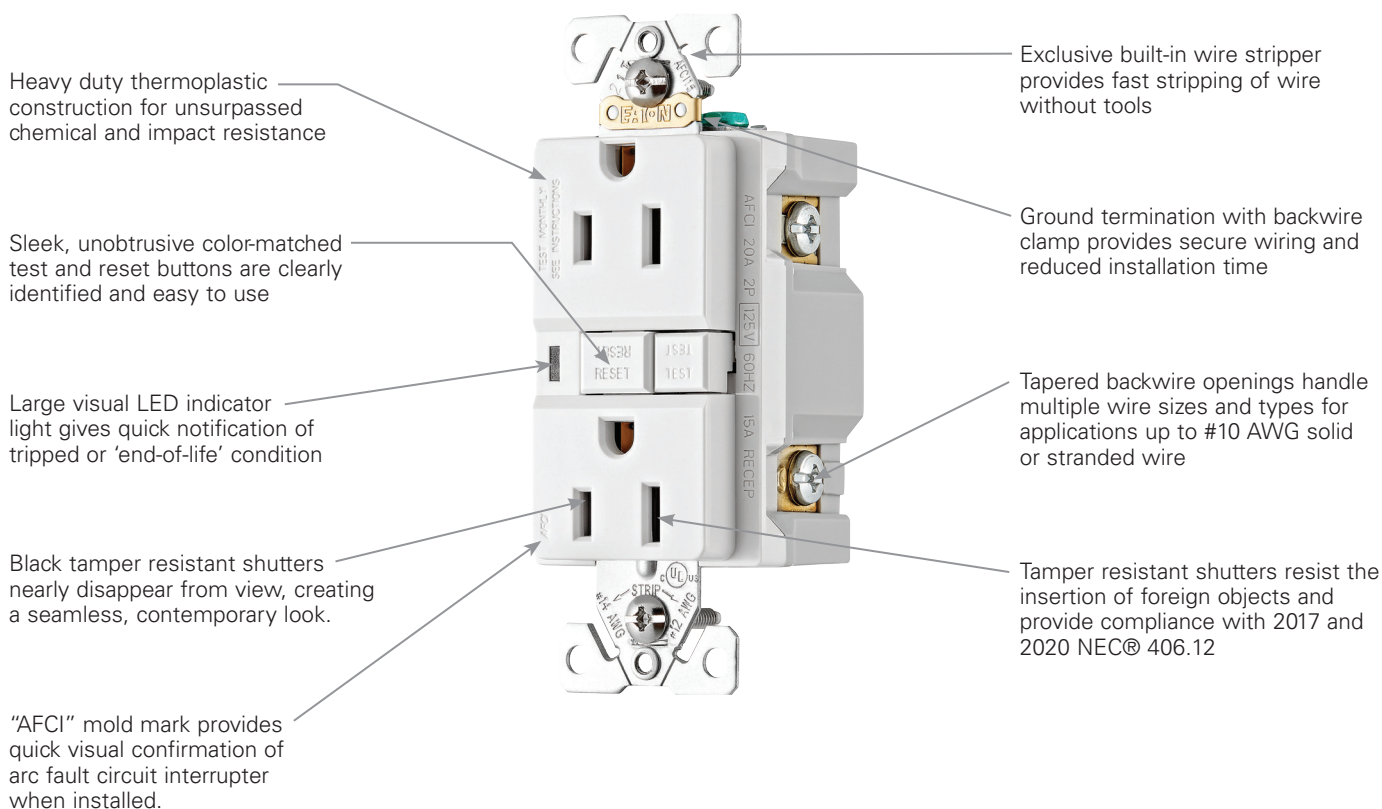
Local TEST/RESET buttons on AFCI receptacles allow quick, convenient point of use reset capability in the event of a trip incident, perfect for applications where the breaker panel is difficult or inconvenient to access.

See page B-15

Arc fault protection duplex receptacles

Eaton's Outlet Branch Circuit (OBC) AFCI receptacles provide protection against unseen arc faults that can result in electrical fires.

Tamper resistant AFCI receptacle features & benefits



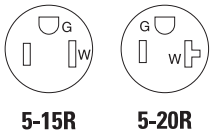
Additional features & benefits

- Meets NEC requirements for arc fault protection for:
 - Replacement receptacles when installed as defined in 406.4(D)(4)
 - Dwelling units when installed as defined in 210.12(A) and 210.12(B)
 - Dormitory use when installed as defined in 2010.12(C)
- Proven Eaton AFCI technology refined over several years to minimize unwanted tripping due to interference from devices or appliances.
- Lockout feature provides safest design by prohibiting the AFCI from resetting if the AFCI circuit is not functioning properly
- Reset the device locally at the point of use, perfect for use in dwelling units, remodel/retrofit applications, dormitories and commercial buildings
- "Tamper Resistant" spelled out on receptacle shoulder of TR models to minimize distracting facial markings and better blend into décor.

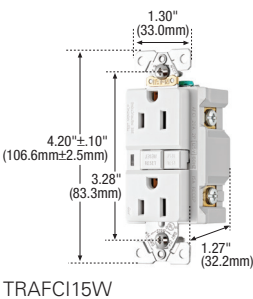
Specification grade outlet branch circuit (OBC) AFCI receptacles

Product description

2-pole, 3-wire grounding
15A, 125V/AC
20A, 125V/AC



Tamper resistant spec grade AFCI receptacle

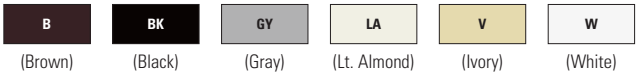


Rating		Description	Color suffix	Catalog no.
A	V/AC			
15	125	Tamper resistant AFCI duplex receptacle	B, BK, GY, LA, V, W	□ TRAFCI15__
20	125	Tamper resistant AFCI duplex receptacle	B, BK, GY, LA, V, W	□ TRAFCI20__

Includes standard size unbreakable wallplate unless otherwise noted.

Color ordering information:

For ordering devices, include Catalog no. followed by the Color suffix: B (Brown), BK (Black), GY (Gray), LA (Light Almond), V (Ivory), W (White)



Specification information: B-38

Compliances, specifications and availability are subject to change without notice.



Arc Fault/Ground Fault (AF/GF)


Eaton's Arc Fault Ground Fault (AF/GF) receptacles are dual-purpose circuit interrupters. Now, in one convenient device, your wiring can be protected against both the dangerous arcs that can create fires and the ground faults that cause electrical shock. In addition, our AF/GF receptacles periodically self-test to ensure the readiness of both functions, feature trip indicators to help diagnose the fault, and protect against both series and parallel arcs. A lock-out function prevents mis-wired line-load connections and AF/GF circuitry damage.



TR
TAMPER
RESISTANT

AF/GF family

AF/GF



B-18

- Provides both arc fault protection per UL1699A and ground fault protection per UL943 in one convenient device.
- Large LED trip indicator lights make it easy to diagnose arc and ground faults.
- Ground termination with backwire clamp provides secure wiring and reduces installation time.
- Device self-tests periodically to ensure proper function of both ground fault and arc fault protection.
- Tamper Resistant shutters prevent insertion of foreign objects compliant with NEC 2017 and 2020 section 406.12.

Arc fault and ground fault protection in one device



Dual-purpose protection

Eaton's combined AFCI/GFCI technology provides fire and electrical safety in one convenient device. The fast-acting design shuts off power in the event of an arc fault or ground-fault, potentially saving lives and protecting property.

See page B-18



Local point of use reset

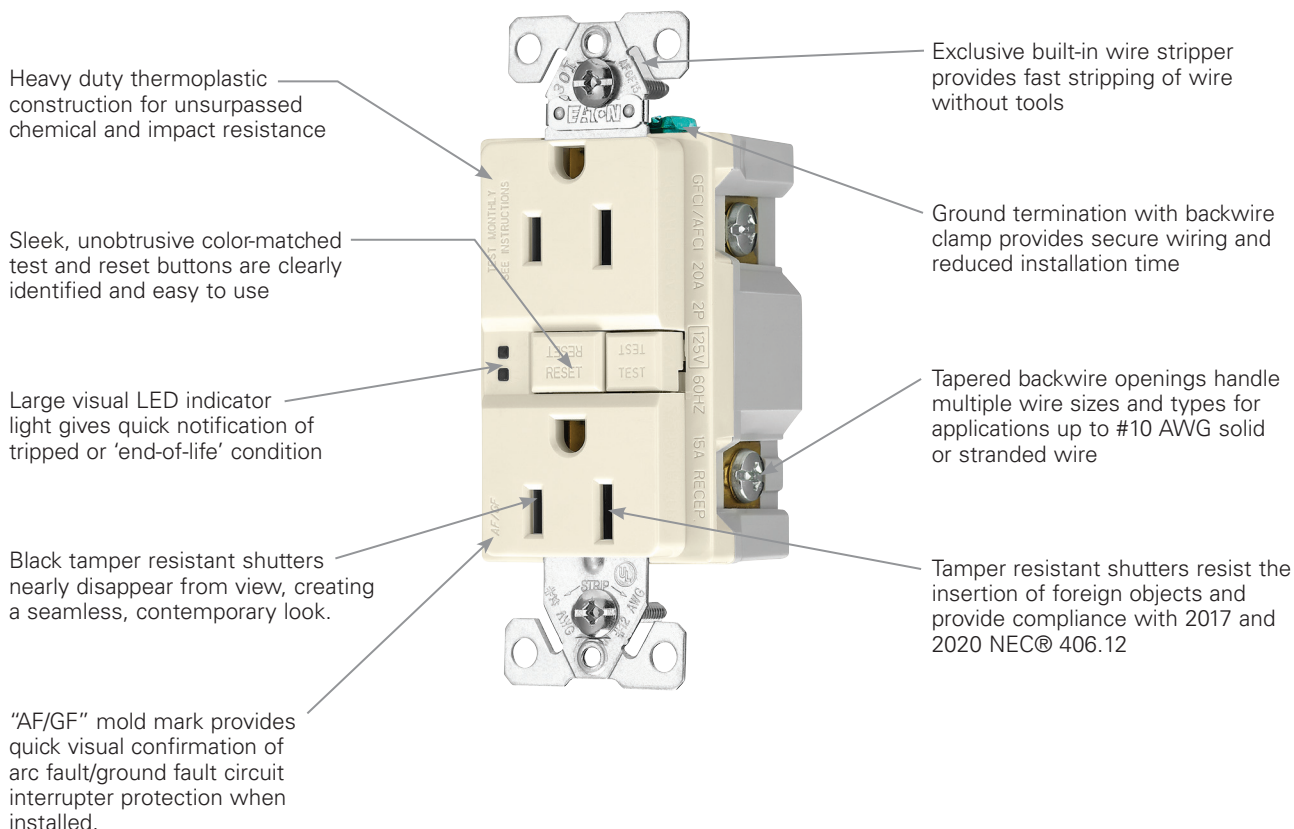
Local TEST/RESET buttons on AF/GF receptacles allow quick, convenient point of use reset capability in the event of a trip incident, perfect for applications where the breaker panel is difficult or inconvenient to access.

See page B-18

Arc fault/ground fault protection devices

Dual purpose AFCI/GFCI receptacles protect against both the dangerous arcs that can create fires and the ground faults that cause electrical shock in a single device.

Tamper resistant AF/GF receptacle features & benefits



Additional features & benefits

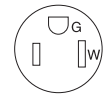
- Provides both arc fault protection per UL1699A and ground fault protection per UL943 in one convenient device
- Protects from both series and parallel arcs downstream from the Outlet Branch Circuit (OBC) AF/GF receptacle
- OBC AF/GF receptacles also protect from upstream series arcs
- Trip indicators make it easy to diagnose arc and ground faults
- Device self-tests periodically to ensure proper function of both the ground fault and arc fault protection elements
- Meets and exceeds 10ka short circuit testing and Underwriters Laboratories (UL) UL943 safety standards
- Automatic grounding system eliminates the need for bonding jumper in grounded metal enclosure; provides redundant measure of ground continuity when jumper is used
- When downstream receptacles are wired from load side, a 20A feed-through rating offers full protection
- Lock-out functionality prevents miswired line-load connections and GFCI/AFCI circuitry damage
- Terminal screws backed out and ready to wire
- "Tamper Resistant" spelled out on receptacle shoulder of TR models to minimize distracting facial markings and better blend into décor.

AF/GF duplex receptacles

Specification grade outlet branch circuit (OBC) AF/GF receptacles

Product description

2-pole, 3-wire grounding
 15A, 125V/AC
 20A, 125V/AC



5-15R




5-20R

Tamper resistant spec grade AF/GF duplex receptacles



Rating A	V/AC	Description	Color suffix	Catalog no.
15	125	Duplex self test AF/GF with standard-size wallplate, back & side wire	B, BK, GY, LA, V, W	<input type="checkbox"/> TRAFGF15__
20	125	Duplex self test AF/GF with standard-size wallplate, back & side wire	B, BK, GY, LA, V, W	<input type="checkbox"/> TRAFGF20__

Matching standard size thermoplastic wallplate included



TRAFGF15

Color ordering information:

For ordering devices, include Catalog no. followed by the Color suffix: B (Brown), BK (Black), GY (Gray), LA (Light Almond), V (Ivory), W (White)

B	BK	GY	LA	V	W
(Brown)	(Black)	(Gray)	(Lt. Almond)	(Ivory)	(White)

Specification information: B-38

Compliances, specifications and availability are subject to change without notice.




Tamper resistant

Isolated Ground Receptacles

Our isolated ground receptacles provide an integral, one-piece dedicated grounding shunt system to assure ground integrity under the heaviest use and protect electronic equipment from electromagnetic interference, or “electronic noise,” which can distort electronic signals and ultimately cause sensitive electronic equipment to operate improperly.



Isolated ground family



- Exclusive 5 leaf contact design on extra-heavy duty models provides superior plug retention
- High impact and chemical resistant nylon top housing
- Long, broad mounting strap helps reach large panel cutouts
- Available in standard, tamper resistant, decorator, and hospital grade styles, as well as combination surge and GFCI


Specific solutions for today's needs



Tamper resistance

Tamper resistant isolated ground receptacles provide code compliance and deliver automatic, continual protection from electrical injury as a result of inserting foreign objects.

See pages B-22 to B-25



Compound protection

Many applications require multiple options for protection in a single device. Our isolated ground receptacles also come in combination IG/GFCI variations to protect against both electrical shock and electronic noise, as well combination IG/Surge to protect against both electrical surges and electronic noise.

See pages B-22 to B-25



Reliable durability

Extra-heavy duty isolated ground receptacles are built to last, featuring an exclusive 5-leaf contact design for superior plug retention, and high impact and chemical resistant top housing to withstand heavy use and cleaning procedures.

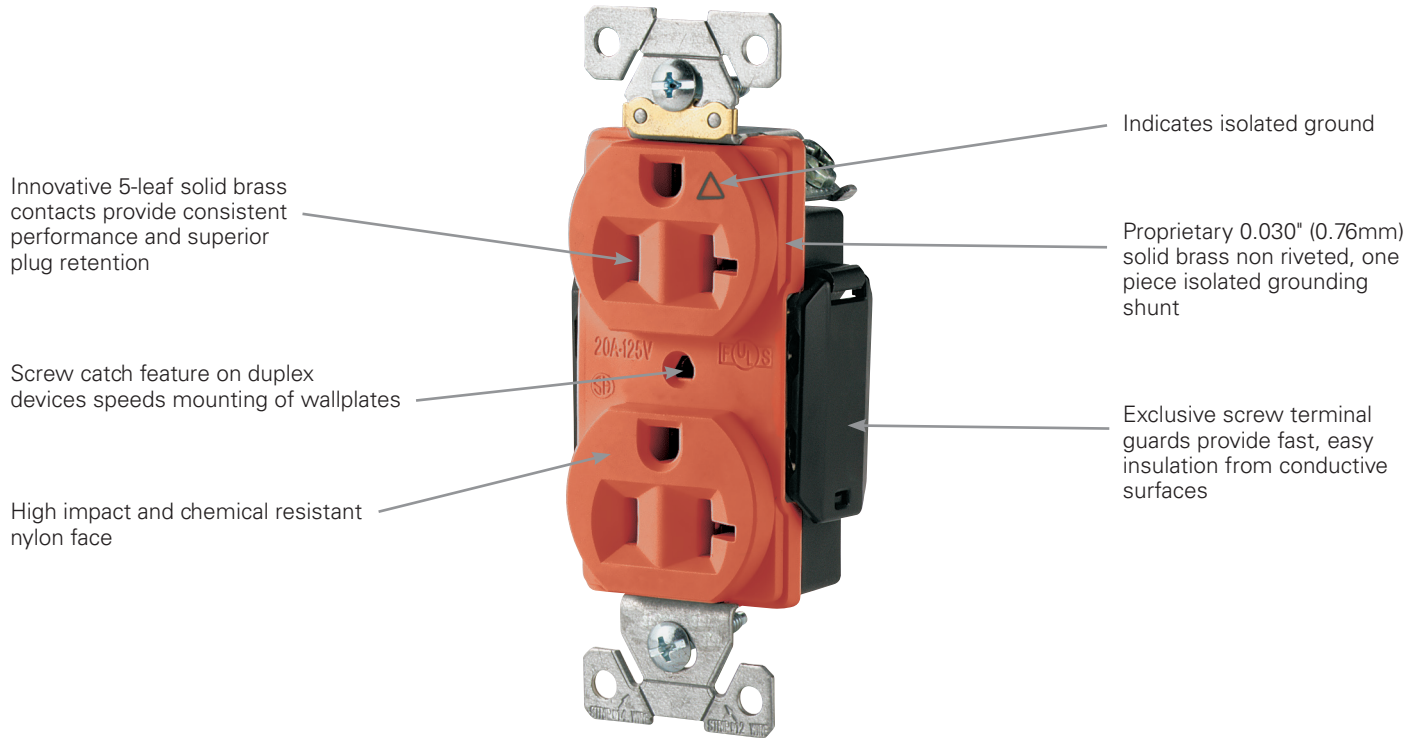
See pages B-22 to B-25

Isolated ground straight blade receptacles

Reduce electromagnetic interference (EMI) with Arrow Hart isolated ground receptacles

Use of a properly wired isolated grounding circuit can significantly reduce EMI and provide a relatively "noise free" ground path to enhance the performance of sensitive electronic equipment

Extra heavy-duty industrial grade isolated ground straight blade receptacles features & benefits



Additional features & benefits

- Available in extra heavy-duty industrial and hospital grade duplex and single receptacles, in 15A & 20A, 125V & 250V configurations
- Rigid, nylon base lends ultimate strength and heat resistance in contact carrier
- Automatic grounding system assures wallplate is grounded when installed in a grounded metal enclosure

The efficient and economical way to protect sensitive electronics

Operational degradation, disruption and damage from electronic noise in a conventionally grounded circuit can happen to any piece of equipment with a microprocessor; Arrow Hart's isolated ground receptacles eliminate this to improve equipment performance

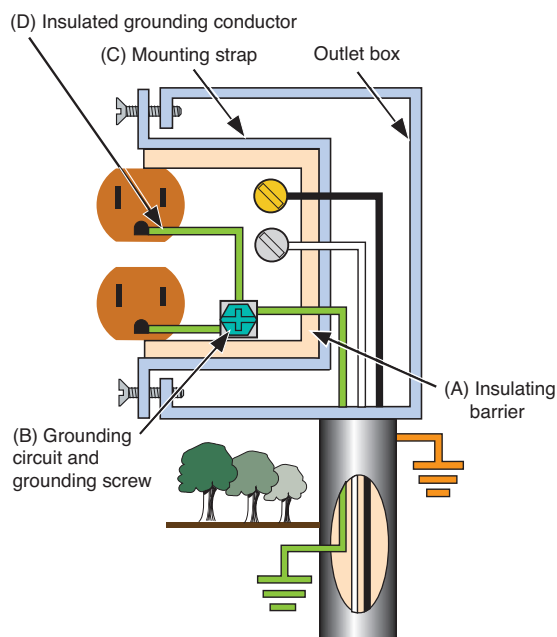
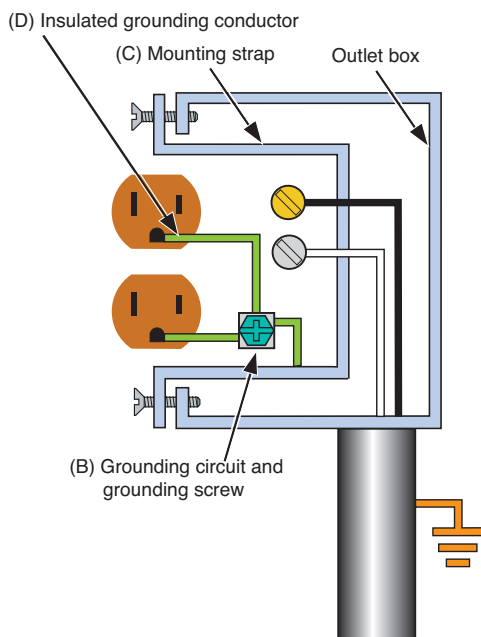
Receptacle differences

Conventional receptacle

A conventional receptacle is grounded to the building grounding system at the receptacle. When mounted in the box, the receptacle's grounding contacts are connected to the box, fittings, conduit and all other building ground system components which can act as a large antenna for EMI and RFI (electronic) noise.

How an isolated ground device is different

Isolated ground devices easily protect sensitive electronics or equipment from damage without the expense of using power conditioners. Grounding contacts are bonded directly to the service entrance grounding system. In the illustration the insulating barrier (A) isolates the grounding contacts (B) from the mounting strap (C). The insulated grounding conductor (D) is bonded to the service entrance grounding system, resulting in the protection of equipment that draws power from the isolated ground device.



For protection against both voltage spikes and electronic noise, choose an isolated ground surge protection receptacle.

2020 NEC® section 250.146 Connecting Receptacle Grounding Terminal to Box

(D) Isolated Ground Receptacles

Where installed for the reduction of electromagnetic interference on the grounding circuit, a receptacle in which the grounding terminal is purposely insulated from the receptacle mounting means may be permitted. The receptacle grounding terminal shall be connected to an insulated equipment grounding conductor run with the circuit conductors. This equipment grounding conductor shall be permitted to pass through one or more panel boards without a connection to the panel board grounding terminal bar as permitted in 408.40, Exception, so as to terminate within the same building or structure directly at an equipment grounding conductor terminal of the applicable derived system or service. Where installed in accordance with the provisions of this section, this equipment grounding conductor shall also be permitted to pass through boxes, wireways, or other enclosures without being connected to such enclosures.

2020 NEC® section 406.3 Receptacle Rating and Type

(D) Isolated Ground Receptacles

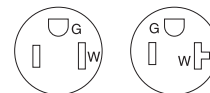
Receptacles incorporating an isolated grounding conductor connection intended for the reduction of electromagnetic interference as permitted in 250.146(D) shall be identified by an orange triangle on the face of the receptacle.

Isolated ground straight blade receptacles

Heavy-duty spec grade isolated ground receptacles

Product description

2-pole, 3-wire grounding
15A, 125V/AC; 20A, 125V/AC
NEMA 5-15R & 5-20R



5-15R

5-20R

Heavy-duty grade isolated ground receptacles

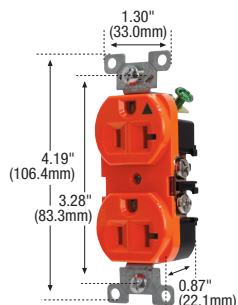


Rating					
A	V/AC	NEMA	Description	Color suffix	Catalog no.
15	125	5-15R	IG duplex receptacle, back & side wire	GY, RD, RN, V, W	□ IG5262__
20	125	5-20R	IG duplex receptacle, back & side wire	BK, GY, RD, RN, V, W	□ IG5362__


Tamper resistant heavy-duty grade isolated ground and surge protection receptacles with audible alarm and LED indicators




Rating					
A	V/AC	NEMA	Description	Color suffix	Catalog no.
15	125	5-15R	TR IG surge decorator duplex receptacle, back & side wire	BK, BL, B, GY, LA, RD, RN, V, W	□ TRIG5262_S
20	125	5-20R	TR IG surge decorator duplex receptacle, back & side wire	BK, BL, B, GY, LA, RD, RN, V, W	□ TRIG5362_S



IG5362



TRIG5362_S



TRIGSGF20

Isolated ground GFCI duplex receptacle

Product description

2-pole, 3-wire grounding
15A, 125V/AC; 20A, 125V/AC
NEMA 5-15R & 5-20R

Extra heavy-duty tamper resistant isolated ground GFCI receptacle



Rating					
A	V/AC	NEMA	Description	Color suffix	Catalog no.
15	125	5-15R	Tamper resistant isolated ground GFCI duplex receptacle, back & side wire	GY, RN, V, W	□ TRIGSGF15__
20	125	5-20R	Tamper resistant isolated ground GFCI duplex receptacle, back & side wire	GY, RN, V, W	□ TRIGSGF20__

Color ordering information:

For ordering devices, include Catalog no. followed by the Color suffix: BK (Black), GY (Gray), RD (Red), RN (Orange), V (Ivory), W (White)

BK	GY	RD	RN	V	W
(Black)	(Gray)	(Red)	(Orange)	(Ivory)	(White)

Specification information: B-40, B-41, B-43

Compliances, specifications and availability are subject to change without notice.



ArrowLink option available. Add "MOD" suffix to standard catalog number (example SGF15W, SGF15WMOD).

For ordering information on ArrowLink & ArrowLink SPD connectors, please visit www.eaton.com/wiringdevices



Indicates USMCA compliant - Page Q-41

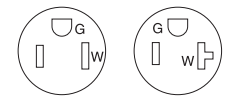
Isolated ground straight blade receptacles

B
SECTION

Extra heavy-duty industrial grade isolated ground receptacles

Product description

2-pole, 3-wire grounding
15A, 125V/AC; 20A, 125V/AC
NEMA 5-15R & 5-20R



5-15R

5-20R

Extra heavy-duty industrial grade isolated ground receptacles

cUL^{us} FUL^S NOM 426

Rating A	V/AC	NEMA	Description	Color suffix	Catalog no.		
15	125	5-15R	IG duplex receptacle, back & side wire	GY, RD, RN, V, W	□ AHIG5262__	•	•
			IG single receptacle, back & side wire	RN	□ IG5261RN*	•	•
20	125	5-20R	IG duplex receptacle, back & side wire	BK, GY, RD, RN, V, W	□ AHIG5362__	•	•
			IG single receptacle, back & side wire	RN, V	□ IG5361__ ^{*1Δ}	•	•

*Not Fed Spec, ¹UL Listed, ^ΔCSA

Extra heavy-duty industrial grade isolated ground decorator receptacles

cUL^{us} FUL^S

Rating A	V/AC	NEMA	Description	Color	Catalog no.	
15	125	5-15R	Decorator IG duplex receptacle, back & side wire	GY, RN, V, W	□ IG6262	•
20	125	5-20R	Decorator IG receptacle, back & side wire	GY, RN, V, W	□ IG6362	•

Tamper resistant extra heavy-duty industrial grade isolated ground receptacles

cUL^{us} FUL^S NOM 426

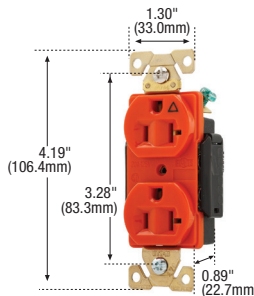
Rating A	V/AC	NEMA	Description	Color	Catalog no.	
15	125	5-15R	TR IG duplex receptacle, back & side wire	GY, RD, RN, V, W	□ AHTRIG5262	•
20	125	5-20R	TR IG duplex receptacle, back & side wire	BK, GY, RD, RN, V, W	□ AHTRIG5362	•

Extra heavy-duty industrial grade isolated ground receptacles


cUL^{us} FUL^S NOM 426

Rating A	V/AC	NEMA	Description	Color	Catalog no.	
15	250	6-15R	IG duplex receptacle, back & side wire	RN	□ AHIG5662RN	•
			IG single receptacle, back & side wire	RN	□ IG5661RN ^{*1Δ}	•
20	250	6-20R	IG duplex receptacle, back & side wire	RN	□ AHIG5462RN	•
			IG single receptacle, back & side wire	RN	□ IG5461RN ^{*1Δ,∞}	•

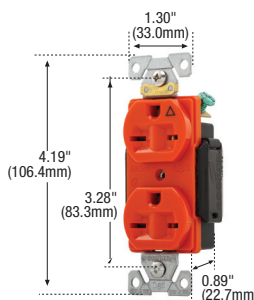
*Not Fed Spec, ¹UL Listed, ^ΔCSA, [∞]NOM Certified



AHIG5362



IG6262



AHIG5662

Color ordering information:

For ordering devices, include Catalog no. followed by the Color suffix: BK (Black), GY (Gray), RD (Red), RN (Orange), V (Ivory), W (White)

BK	GY	RD	RN	V	W
(Black)	(Gray)	(Red)	(Orange)	(Ivory)	(White)

Specification information: B-39, B-43

Compliances, specifications and availability are subject to change without notice.

➡ ArrowLink option available. Add "MOD" suffix to standard catalog number (example SGF15W, SGF15WMOD).
For ordering information on ArrowLink & ArrowLink SPD connectors, please visit www.eaton.com/wiringdevices

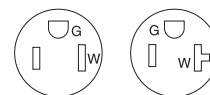
⚡ Indicates USMCA compliant - Page Q-41

Isolated ground straight blade receptacles

Hospital grade isolated ground straight blade receptacles

Product description

2-pole, 3-wire grounding
15A, 125V/AC; 20A, 125V/AC
NEMA 5-15R & 5-20R




5-15R

5-20R



Extra heavy-duty hospital grade isolated ground receptacles, back & side wire

A	Rating V/AC	NEMA	Description	Color suffix	Catalog no.	
15	125	5-15R	IG hospital grade, duplex receptacle	GY, RD, RN, V, W	<input type="checkbox"/> IG8200__	•
			IG hospital grade, single receptacle	RN	<input type="checkbox"/> IG8210	
20	125	5-20R	IG hospital grade, duplex receptacle	GY, RD, RN, V, W	<input type="checkbox"/> IG8300__	•
			IG hospital grade, single receptacle	RN	<input type="checkbox"/> IG8310	

Extra heavy-duty hospital grade isolated ground decorator receptacles


A	Rating V/AC	NEMA	Description	Color suffix	Catalog no.
15	125	5-15R	IG hospital grade, decorator duplex receptacle, back & side wire	GY, RN, V, W	<input type="checkbox"/> IG8262__
20	125	5-20R	IG hospital grade, decorator duplex receptacle, back & side wire	GY, RN, V, W	<input type="checkbox"/> IG8362

Tamper resistant extra heavy-duty hospital grade isolated ground receptacles

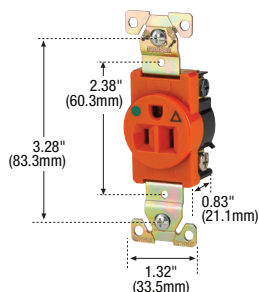
A	Rating V/AC	NEMA	Description	Color suffix	Catalog no.
15	125	5-15R	TR IG hospital grade decorator duplex receptacle, back & side wire	GY, RD, RN, V, W	<input type="checkbox"/> TRIG8200__
20	125	5-20R	TR IG hospital grade duplex receptacle, back & side wire	GY, RD, RN, V, W	<input type="checkbox"/> TRIG8300__

Tamper resistant extra heavy-duty hospital grade isolated ground decorator receptacles


A	Rating V/AC	NEMA	Description	Color suffix	Catalog no.
15	125	5-15R	TR IG hospital grade decorator duplex receptacle, back & side wire	GY, RN, V, W	<input type="checkbox"/> TRIG8262__
20	125	5-20R	TR IG hospital grade decorator duplex receptacle, back & side wire	GY, RN, V, W	<input type="checkbox"/> TRIG8362__



IG8300



IG8210



IG8362

Color ordering information:

For ordering devices, include Catalog no. followed by the Color suffix: BK (Black), GY (Gray), RD (Red), RN (Orange), V (Ivory), W (White)

BK	GY	RD	RN	V	W
(Black)	(Gray)	(Red)	(Orange)	(Ivory)	(White)

Specification information: B-42, B-43

Compliances, specifications and availability are subject to change without notice.



ArrowLink option available. Add "MOD" suffix to standard catalog number (example SGF15W, SGF15WMOD).

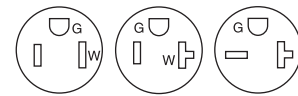
For ordering information on ArrowLink & ArrowLink SPD connectors, please visit www.eaton.com/wiringdevices

Isolated ground straight blade receptacles

Hospital grade isolated ground straight blade receptacles

Product description

2-pole, 3-wire grounding
15A, 250V/AC; 20A, 250V/AC
NEMA 6-15R & 6-20R



5-15R 5-20R 6-20R

Heavy-duty hospital grade isolated ground duplex receptacles, back & side wire



A	Rating V/AC	NEMA	Description	Color	Catalog no.
20	250	6-20R	IG hospital grade, duplex receptacle	RN	□ IG8400


Tamper resistant extra heavy-duty hospital grade isolated ground and surge protection receptacles with audible alarm and LED indicators

A	Rating V/AC	NEMA	Description	Color	Catalog no.
15	125	5-15R	TR IG surge decorator duplex receptacle, back & side wire	BK, BL, B, GY, LA, RD, RN, V, W	□ TRIG8262_S
20	125	5-20R	TR IG surge decorator duplex receptacle, back & side wire	BK, BL, B, GY, LA, RD, RN, V, W	□ TRIG8362_S

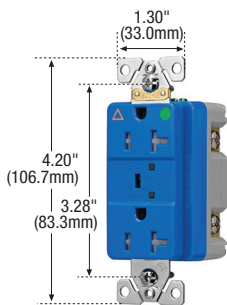
Accessories for isolated ground straight blade receptacles



Description	Color suffix	Catalog no.
1-Gang standard size single receptacle nylon wallplate, pre-marked "ISOLATED GROUND"	RN, V	□ IG5131__
1-Gang mid-size single receptacle, polycarbonate wallplate, pre-marked "ISOLATED GROUND"	RN	□ PJ7IG
1-Gang standard size duplex receptacle nylon wallplate, pre-marked "ISOLATED GROUND"	RN	□ IG5132
1-Gang mid-size duplex receptacle polycarbonate wallplate	B, BK, BL, GY, LA, RD, V, W	□ PJ8__



IG8400



TRIG8362_S



IG5131V



PJ7IG



IG5132RN



PJ8V

Color ordering information:

For ordering devices, include Catalog no. followed by the Color suffix: B (Brown), BK (Black), BL (Blue), GY (Gray), LA (Light Almond), RD (Red), V (Ivory), W (White)

B	BK	BL	GY	LA	RD	RN	V	W
(Brown)	(Black)	(Blue)	(Gray)	(Lt. Almond)	(Red)	(Orange)	(Ivory)	(White)

Specification information: B-42, B-43

Compliances, specifications and availability are subject to change without notice.

➡ ArrowLink option available. Add "MOD" suffix to standard catalog number (example SGF15W, SGF15WMOD).
For ordering information on ArrowLink & ArrowLink SPD connectors, please visit www.eaton.com/wiringdevices

⚡ Indicates USMCA compliant - Page Q-41

Surge Protection Devices

Ideal for protecting sensitive electronic equipment, Eaton's Arrow Hart point-of-use receptacles provide branch circuit surge protection that panel-mounted devices alone cannot. Advanced diagnostic features include LED indicators to verify surge protection and ground wiring. Certain models are available with audible alarm signaling when surge protection has expired. These receptacles are also available in hospital and commercial grades with isolated ground versions.



TR
TAMPER
RESISTANT

Surge protection family



- Service entrance surge protection with LED status indication that connects to the breaker box and is compliant with UL 1449.
- Tamper Resistant receptacles available with diagnostic LED indicators that provide surge protection and wiring diagnostics.
- An audible alarm indicates bad ground connection or expired surge protection.
- Available in hospital and commercial grades in 15A & 20A 125V configurations.
- Provides surge protection for hot to neutral, hot to ground and neutral to ground.
- Tamper Resistant versions provide compliance with 2017 and 2020 NEC section 406.12 and provide significantly improved protection over traditional receptacles with removable plastic safety caps.

Specific solutions for today's needs



Tamper resistant surge receptacles

Tamper resistant surge receptacles provide surge protection for electronic devices in the home and also are available in hospital and commercial grades.


See pages B-28



Service entrance protection devices

Service entrance surge protection devices externally mount to the breaker box for whole home protection and offer LED status indicators for troubleshooting.

See pages B-29



Surge protection adapters

Our wide range of taps and adapters conveniently expands a single outlet to accommodate powering multiple electronic devices and are ideal for a home office.

See pages B-30

Surge protection receptacles

Protect your valuables

With over 80% of surges originating from inside a building, Arrow Hart's surge protection point of use receptacles provide branch circuit surge protection for sensitive electronic equipment that panel mounted surge protection systems cannot provide

Surge protection plus

Audible alarm signals when surge protection has expired

Green LED indicators to verify surge protection and wiring diagnostics

Front access switch for muting audible alarm until device is replaced


Provides surge protection for hot to neutral, hot to ground and neutral to ground



SurgeBloc

Standard 6" (152.4mm) leads, pre-stripped 0.50" (12.7mm)

Surgebloc versions feature exclusive patented replacement module to restore expired surge protection



Surge protection plus

Additional features & benefits

- Available in hospital and commercial grades in 15A & 20A 125V configurations with LED, audible alarm and isolated ground versions
- 8-Hole back and side wired
- High impact thermoplastic construction

Surgebloc

Additional features & benefits

- Provides surge protection for hot to neutral, hot to ground and neutral to ground
- Available in isolated ground versions for noise protection against EMI and RFI
- Audible alarm signals when surge protection has expired

Compliances, specifications and availability are subject to change without notice.

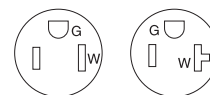
Eaton.com
Eaton.com/wiringdevices

Surge protection receptacles with LED indicators & audible alarm

Product description

2-pole, 3-wire grounding

15A, 125V/AC; 20A, 125V/AC; NEMA 5-15R & 5-20R



5-15R


5-20R

Features

- High impact-resistant thermoplastic mounting strap for long lasting durable installation
- LED status indication (5250, 5350) to enable easier troubleshooting

Receptacles w/audible alarm & LED indicators, back & side wire




Rating	A	V/AC	NEMA	Description	Color suffix	Catalog no.	
15	125	5-15R	Hospital grade, duplex receptacle, TR	B, BK, BL, GY, LA, RD, V, W	□ TR8262__S	•	
			IG hospital grade, duplex receptacle, TR	B, BK, BL, GY, LA, RN, RD, V, W	□ TRIG8262__S	•	
			Heavy-duty grade, duplex receptacle, TR	B, BK, BL, GY, LA, RD, V, W	□ TR5262__S-SP-L	•	
			IG heavy-duty grade, duplex receptacle, TR	B, BK, BL, GY, LA, RN, RD, V, W	□ TRIG5262__S	•	
20	125	5-20R	Hospital grade, duplex receptacle, TR	B, BK, BL, GY, LA, RD, V, W	□ TR8362__S	•	
			IG hospital grade, duplex receptacle, TR	B, BK, BL, GY, LA, RN, RD, V, W	□ TRIG8362__S	•	
			Heavy-duty grade, duplex receptacle, TR	B, BK, BL, GY, LA, RD, V, W	□ TR5362__S	•	
			IG heavy-duty grade, duplex receptacle, TR	B, BK, BL, GY, LA, RN, RD, V, W	□ TRIG5362__S	•	

560 Joules, max. surge current - 18kA per mode, UL 1449 3rd edition cULus

Receptacles w/LED indicators, back & side wire




Rating						
A	V/AC	NEMA	Description	Color suffix	Catalog no.	
15	125	5-15R	Heavy-duty grade, duplex receptacle, TR	B, BK, BL, GY, LA, RD, V, W	□ TR5260__S-SP-L	•
20	125	5-20R	Heavy-duty grade, duplex receptacle, TR	B, BK, BL, GY, LA, RD, V, W	□ TR5360__S	•

840 Joules, max. surge current - 18kA per mode, cULus listed to UL 1449 3rd edition, file no E15058

Receptacles w/audible alarm



Rating							
A	V/AC	NEMA	Description	Color suffix	Catalog no.		
15	125	5-15R	Commercial grade, duplex receptacle	V, W	□ 1208__		•
			IG commercial grade, duplex receptacle	V, W	□ IG1208__		•
20	125	5-20R	Commercial grade, duplex receptacle	BL, V, W	□ 1210__		•
			IG commercial grade, duplex receptacle	BL, V, W	□ IG1210__		•

340 Joules, max. surge current - 12kA per mode, cULus listed to UL 1449 3rd edition, file no E15058

Replacement surgebloc module



Description	Color suffix	Catalog no.
Replacement module for 1208 & 1210	BL, GY, V, W	□ 1209__

UL recognized accessory, file no E102018

Accessories for surge protection receptacles



Description	Color	Catalog no.
1-Gang mid-size decorator polycarbonate wallplate	BL, GY, V, W	□ PJ26__
1-Gang mid-size decorator polycarbonate wallplate, pre-marked "Isolated Ground"	RN	□ PJ26IG

Color ordering information:

For ordering devices, include Catalog no. followed by the Color suffix: B (Brown), BK (Black), BL (Blue), GY (Gray), LA (Lt. Almond), RN (Orange), RD (Red), V (Ivory), W (White)

B	BK	BL	GY	LA	RN	RD	V	W
(Brown)	(Black)	(Blue)	(Gray)	(Lt. Almond)	(Orange)	(Red)	(Ivory)	(White)

Specification information: B-43

Compliances, specifications and availability are subject to change without notice.




ArrowLink option available. Add "MOD" suffix to standard catalog number (example SGF15W, SGF15WMOD).

For ordering information on ArrowLink & ArrowLink SPD connectors, please visit www.eaton.com/wiringdevices


Tamper resistant




Audible Alarm




TRIG8262RDS



TR5262WS



TR5360RDS



IG1208



1209

SPD type 2 CHSP service entrance surge protection UL 1449 3rd edition; cULus

Product description

2-pole, 3-wire grounding
15A, 125V/AC; 20A, 125V/AC
NEMA 5-15R & 5-20R

Features

- AC power protection
- Universally connects to any manufacturer's loadcentre (breakerbox)
- Quick connect design to enable easy mounting of telephone and cable protection modules
- LED status indication for convenient troubleshooting
- Externally mounted to your breaker box
- Connected equipment warranty (check instruction sheet for more details)
- Limited lifetime warranty product



CHSPT2ULTRA



CHSPT2SURGE

Service entrance surge protection devices



Enclosure	Voltage	Phase	(Hz)	MCOV	VPR	In	SCCR	Surge current capacity, per phase rating	Catalog no.
NEMA Type 4	120/240 V/AC rated line voltage	Single	60	150V L-N, 300V L-L	600V L-N, 1000V L-L, 800V N-G, 600V L-G	20 kA*	22 kA	108 kA (L1-N 54 kA, L1-G 54 kA, L2-N 54 kA, L2-G 54 kA)	CHSPT2ULTRA
NEMA Type 4	120/240 V/AC rated line voltage	Single	60	150V L-N, 300V L-L	600V L-N, 1000V L-L, 800V N-G, 600V L-G	5 kA	22 kA	36 kA (L1-N 18 kA, L1-G 18 kA, L2-N 18 kA, L2-G 18 kA)	CHSPT2SURGE

*When used with a 50A two-pole circuit breaker, 10 kA when used with a 15A two-pole circuit breaker

MCOV: Maximum continuous operating voltage that may be applied to the device per mode

VPR: Voltage protection rating is the measured limiting voltage after a surge event

In: Nominal discharge current is the current that the device can withstand for 15 impulses

SCCR: The amount of current the product can withstand under short-circuit conditions

Surge current capacity: The maximum one time surge current rating per phase

For warranty details, go to www.eaton.com/surgetrap

Specification information: Please visit www.eaton.com

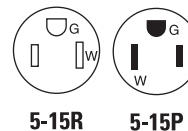
Compliances, specifications and availability are subject to change without notice.

Surge protection devices

Surge protection adapters – plug-in

Product description

2-pole, 3-wire grounding
15A, 125V/AC
Plug-In, NEMA 5-15R
Type 3 SPD



5-15R

5-15P



1177CG

Features

- Provides full three mode surge protection for hot to neutral, hot to ground and neutral to ground (except 1156CG)
- Center mounting screw provided for permanent attachment to receptacle
- EMI/RFI filtering minimizes line noise
- Made of high impact-resistant thermoplastic for long-term durability
- Telephone/fax/modem protection provided with RJ11-type telephone ports (4-wire protection)
- \$5,000 connected equipment warranty on 1162CG and 1177CG
- \$2,500 connected equipment warranty on 1156CG
- Type 3 SPD

Six outlet surge adapters – plug-in

A	Rating V/AC	Joules	Max surge current	Description	Color	Catalog no.
15	125	340	12kA/mode	Full protection	CG	□ 1177CG
		340	12kA/mode	Full protection w/ telephone jacks	CG	□ 1162CG
		170	12kA/mode	Basic protection	CG	□ 1156CG



1176

Surge protection power strip

Product description

Product description
2-pole, 3-wire grounding
15A, 125V/AC
NEMA 5015P

Features

- Portable strip provides 7 surge-protected outlets anywhere for stereos, TVs, computers or other electronic-based equipment
- Full mode surge protection for hot to neutral, hot to ground and neutral to ground
- Resettable 15 amp circuit breaker
- Made of high impact-resistant thermoplastic for long-term durability
- Comes complete with 14/3 SJT 4' (1.22m) portable cord
- Pilot light on/off switch indicates power to unit

Surge protection seven outlet power strip

A	Rating V/AC	Joules	Description	Color	Catalog no.
15	125	70J	Full protection 7 outlet with circuit breaker	V	□ 1176V

Color information:

CG (Computer Gray), V (Ivory)



(Computer Gray)

(Ivory)

Compliances, specifications and availability are subject to change without notice.

Specification grade GFCIs specification & performance data

Specification grade **slim GFCI** duplex receptacles

Product description

2-pole, 3-wire grounding
15A, 125V/AC; 20A, 125V/AC
NEMA 5-15, 5-20

Device type	Specification grade tamper resistant & tamper and weather resistant duplex GFCI TRGF, 15A & 20A series TWRGF, 15A & 20A series	Specification grade tamper resistant controlled duplex GFCI TRGFC, 15A & 20A series	Specification grade duplex GFCI GF, 15 & 20A series
Wiring type	Back & side wire	Back & side wire	Back & side wire
Testing & code compliance	<ul style="list-style-type: none"> cULus Listed to UL498 and UL943, file no. E60120 Meets all UL943 (GFCI), UL498 (receptacles) and applicable CSA requirements NOM certified Federal Specification W-C-596 for 20A models 	<ul style="list-style-type: none"> cULus Listed to UL498 and UL943, file no. E60120 Meets all UL943 (GFCI), UL498 (receptacles) and applicable CSA requirements NOM certified Federal Specification W-C-596 for 20A models 	<ul style="list-style-type: none"> cULus Listed to UL498 and UL943, file no. E60120 Meets all UL943 (GFCI), UL498 (receptacles) and applicable CSA requirements NOM certified Federal Specification W-C-596 for 20A models
Environmental specifications	Flammability: Meets UL94 requirements; V2 rated Temperature rating: -35°C to 66°C (-31°F to 150.8°F)	Flammability: Meets UL94 requirements; V2 rated Temperature rating: -35°C to 66°C (-31°F to 150.8°F)	Flammability: Meets UL94 requirements; V2 rated Temperature rating: -35°C to 66°C (-31°F to 150.8°F)
Electrical specifications	Dielectric voltage: Withstands 2000V per UL498 Current interrupting: Yes, at full-rated current Temperature rise: max. 30°C (86°F) after 100 cycles of overload @ 150% of rated current (DC) Trip time: 0.025 seconds (Class A) Frequency: 60 Hz; Voltage: 125V; Amperage: 15A/20A, 20A feed through Short circuit testing: Meets and exceeds 10 kA Maximum interrupting capacity: 20 Amps	Dielectric voltage: Voltage: withstands 2000V per UL498 Current interrupting: Yes, at full-rated current Temperature rise: Max. 30°C (86°F) after 100 cycles of overload @ 150% of rated current (DC) Trip time: 0.025 seconds (Class A) Frequency: 60 Hz; Voltage: 125V; Amperage: 15A/20A, 20A feed through Short circuit testing: Meets and exceeds 10 kA Maximum interrupting capacity: 20 Amps	Dielectric voltage: Withstands 2000V per UL498 Current interrupting: Yes, at full-rated current Temperature rise: max. 30°C (86°F) after 100 cycles of overload @ 150% of rated current (DC) Trip time: 0.025 seconds (Class A) Frequency: 60 Hz; Voltage: 125V; Amperage: 15A/20A, 20A feed through Short circuit testing: Meets and exceeds 10 kA Maximum interrupting capacity: 20 Amps
Mechanical specifications	Terminal accommodation: #14 - #10 AWG Voltage ratings: Permanently marked on device	Terminal accommodation: #14 - #10 AWG Voltage ratings: Permanently marked on device	Terminal accommodation: #14 - #10 AWG Voltage ratings: Permanently marked on device
Materials	Top housing: Polycarbonate (Spec grade tamper resistant, weather resistant, tamper/weather resistant) Bottom housing: 15A: PVC, 20A: Polycarbonate Strap: 0.047" thick steel, zinc plated; WR & TWR: nickel plated Line and load contacts: 0.030" thick brass or copper plated steel Screws: Terminal Screws: TRGF: Steel, brass or zinc plated TWRGF: Stainless steel, brass or nickel plated Ground Screws: TRGF: Steel, green zinc plated TWRGF: Stainless steel, green zinc plated	Top housing: Polycarbonate (Spec grade and weather resistant) Bottom housing: 15A: PVC, 20A: Polycarbonate Strap: 0.047" thick steel, zinc plated Line and load contacts: 0.030" thick brass or copper plated steel Screws: Terminal Screws: GF & TRGF: Steel, brass or zinc plated Ground Screws: TRGF: Steel, green zinc plated	Top housing: Polycarbonate (Spec grade weather resistant) Bottom housing: 15A: PVC, 20A: Polycarbonate Strap: 0.047" thick steel, zinc plated Line and load contacts: 0.030" thick brass or copper plated steel Screws: Terminal Screws: GF: Steel, brass or zinc plated Ground Screws: GF: Steel, green zinc plated

Compliances, specifications and availability are subject to change without notice.

Specification grade GFCIs specification & performance data

Specification grade GFCI duplex receptacles

Product description

2-pole, 3-wire grounding
15A, 125V/AC; 20A, 125V/AC
NEMA 5-15, 5-20

Device type	Specification grade tamper resistant & weather resistant duplex GFCI TRSGF, TRSGF__F, WRS GF, TWRS GF, 15A & 20A series	TR TAMPER RESISTANT	WR WEATHER RESISTANT	TWR TAMPER RESISTANT WEATHER RESISTANT
Wiring type	Back & side wire			
Testing & code compliance	<ul style="list-style-type: none"> cULus Listed to UL498 and UL943, file no. E60120 Meets all UL943 (GFCI), UL498 (receptacles) and applicable CSA requirements NOM certified 			
Environmental specifications	Flammability: Meets UL94 requirements; V2 rated Temperature rating: -35°C to 66°C (-31°F to 150.8°F)			
Electrical specifications	Dielectric voltage: Withstands 2000V per UL498 Current interrupting: Yes, at full-rated current Temperature rise: max. 30°C (86°F) after 100 cycles of overload @ 150% of rated current (DC) Trip time: 0.025 seconds (Class A) Frequency: 60 Hz; Voltage: 125V; Amperage: 15A/20A 20A feed through Short circuit testing: Meets and exceeds 10 kA Maximum interrupting capacity: 20 Amps			
Mechanical specifications	Terminal accommodation: #14 - #10 AWG Voltage ratings: Permanently marked on device			
Materials	Top housing: Polycarbonate (Spec grade tamper resistant, weather resistant, and tamper/weather resistant); Nylon [blank face (dead front), hospital grade] Bottom housing: PVC Strap: 0.040" thick steel, zinc plated; WR & TWR: nickel plated Line contacts: 0.030" thick brass Terminal & ground screws: Terminal: brass/nickel plated steel; WR & TWR brass/nickel plated stainless steel; Ground: ground screw green on all models, WR and TWR stainless steel Terminal clamps: Brass-plated steel; WR & TWR nickel plated steel			

Device type	Specification grade GFCI SGF and SGF__F, 15A & 20A series
Wiring type	Back & side wire
Testing & code compliance	<ul style="list-style-type: none"> cULus Listed to UL498 and UL943, file no. E60120 Meets all UL943 (GFCI), UL498 (receptacles) and applicable CSA requirements NOM certified
Environmental specifications	Flammability: Meets UL94 requirements; V2 rated Temperature rating: -35°C to 66°C (-31°F to 150.8°F)
Electrical specifications	Dielectric voltage: Voltage: withstands 2000V per UL498 Current interrupting: Yes, at full-rated current Temperature rise: Max. 30°C (86°F) after 100 cycles of overload @ 150% of rated current (DC) Trip time: 0.025 seconds (Class A) Frequency: 60 Hz; Voltage: 125V; Amperage: 15A/20A 20A feed through Short circuit testing: Meets and exceeds 10 kA Maximum interrupting capacity: 20 Amps
Mechanical specifications	Terminal accommodation: #14 - #10 AWG Voltage ratings: Permanently marked on device
Materials	Top housing: Polycarbonate (Spec grade and weather resistant); Nylon [blank face (dead front), hospital grade] Bottom housing: PVC Strap: 0.040" thick steel, zinc plated Line contacts: 0.030" thick brass Terminal & ground screws: #8-32 steel, brass plated; neutral screw nickel plated, ground screw green Terminal clamps: 0.070" thick steel


Compliances, specifications and availability are subject to change without notice.




Specification grade GFCIs specification & performance data

Specification grade GFCI nightlight & audible alarm duplex receptacles

Product description

2-pole, 3-wire grounding
15A, 125V/AC; 20A, 125V/AC
NEMA 5-15, 5-20

Device type	Specification grade GFCI w/ nightlight, TRSGFNL, 15A & 20A series 
Wiring type	Back & side wire
Testing & code compliance	<ul style="list-style-type: none"> cULus Listed to UL498 and UL943, file no. E60120 Meets all UL943 (GFCI), UL498 (receptacles) and applicable CSA requirements
Environmental specifications	Flammability: Meets UL94 requirements; V2 rated Temperature rating: -35°C to 66°C (-31°F to 150.8°F)
Electrical specifications	Dielectric voltage: Voltage: withstands 2000V per UL498 Current interrupting: Yes, at full-rated current Temperature rise: Max. 30°C (86°F) after 100 cycles of overload @ 150% of rated current (DC) Trip time: 0.025 seconds (Class A) Frequency: 60 Hz; Voltage: 125V; Amperage: 15A/20A 20A feed through Short circuit testing: Meets and exceeds 10 kA Maximum interrupting capacity: 20 Amps
Mechanical specifications	Base device terminal accommodation: #14 - #10 AWG Voltage ratings: Permanently marked on device
Materials	Top housing: Polycarbonate Lens: Thermoplastic, PC Bottom housing: Polycarbonate Strap: 0.047" thick steel, zinc plated Line contacts: 0.030" thick brass Terminal & ground screws: #8-32 steel, brass plated; neutral screw #8-32 steel, zinc plated, ground screw green Illumination: 4 LED's, 140 Max lumens output, 1Fc @ 0.9 ft. 50,000 hours lamp life

Device type	Specification grade GFCI w/ audible alarm TRSGFA, 15A & 20A series  	Specification grade blank face w/ audible alarm SGFDA, 20A series 
Wiring type	Back & side wire	Back & side wire
Testing & code compliance	<ul style="list-style-type: none"> cULus Listed to UL 498 and UL 943, file no. E60120 Meets all UL 943 (GFCI), UL 498 (receptacles) and applicable CSA requirements NOM certified 	<ul style="list-style-type: none"> cULus Listed to UL 498 and UL 943, file no. E60120 Meets all UL 943 (GFCI), UL 498 (receptacles) and applicable CSA requirements NOM certified
Environmental specifications	Flammability: Meets UL 94 requirements; V2 rated Temperature rating: -35°C to 66°C (-31°F to 150.8°F)	Flammability: Meets UL 94 requirements; V2 rated Temperature rating: -35°C to 66°C (-31°F to 150.8°F)
Electrical specifications	Dielectric voltage: Withstands 2000V per UL 498 Current interrupting: Yes, at full-rated current Temperature rise: Max. 30°C (86°F) after 100 cycles of overload @ 150% of rated current (DC) Trip time: 0.025 seconds (Class A) Frequency: 60 Hz; Voltage: 125V; Amperage: 15A/20A 20A feed-through Short circuit testing: Meets and exceeds 10 kA Maximum interrupting capacity: 20 Amps	Dielectric voltage: Withstands 2000V per UL 498 Current interrupting: Yes, at full-rated current Temperature rise: Max. 30°C (86°F) after 100 cycles of overload @ 150% of rated current (DC) Trip time: 0.025 seconds (Class A) Frequency: 60 Hz; Voltage: 125V; Amperage: 15A/20A 20A feed-through Short circuit testing: Meets and exceeds 10 kA Maximum interrupting capacity: 20 Amps
Mechanical specifications	Terminal accommodation: #14 - 10 AWG Voltage ratings: Permanently marked on device	Terminal accommodation: #14 - 10 AWG Voltage ratings: Permanently marked on device
Materials	Top housing: Thermoplastic, nylon 6/6 Bottom housing: Thermoplastic, PVC Strap: 0.040" thick steel, zinc-plated Line contacts: 0.030" thick brass Terminal & ground screws: #8-32 steel, brass-plated; neutral screw nickel-plated, ground screw green Terminal clamps: 0.070" thick steel	Top housing: Thermoplastic, nylon 6/6 Bottom housing: Thermoplastic, PVC Strap: 0.040" thick steel, zinc-plated; WR & TWR: nickel-plated Line contacts: 0.030" thick brass Terminal & ground screws: WR & TWR brass/nickel-plated stainless steel; Ground: ground screw green on all models, WR and TWR stainless steel Terminal clamps: Brass-plated steel; WR & TWR nickel-plated steel
Minimum sound level intensity	70 dB at 10 cm at rated voltage	70 dB at 10 cm at rated voltage

Compliances, specifications and availability are subject to change without notice.

Specification grade GFCIs specification & performance data

Specification grade GFCI combination duplex receptacles & blank face GFCI

Product description

2-pole, 3-wire grounding

Combo: 15A, 125V/AC receptacle: 15A, 120V/AC switch

Blank face: 20A, 125V/AC

Device type	Specification grade tamper resistant combination GFCI receptacle & switch SGFS15_-M, 15A series	TR TAMPER RESISTANT	Specification grade blank face GFCI, SGFD, 20A series
Wiring type	Back & side wire		Back & side wire
Testing & code compliance	<ul style="list-style-type: none"> cULus Listed to UL498 and UL943, file no. E60120 Meets all UL943 (GFCI), UL498 (receptacles), UL20 (switch) and applicable CSA requirements NOM certified 		<ul style="list-style-type: none"> cULus Listed to UL498 and UL943, file no. E60120 Meets all UL943 (GFCI), UL498 (receptacles), UL508 (motor control) and applicable CSA requirements NOM certified
Environmental specifications	Flammability: Meets UL94 requirements; V2 rated Temperature rating: -35°C to 66°C (-40°F to 150.8°F)		Flammability: Meets UL94 requirements; V2 rated Temperature rating: -35°C to 66°C (-40°F to 150.8°F)
Electrical specifications	Dielectric voltage: Withstands 2000V per UL498 Current interrupting: Yes, at full-rated current Temperature rise: Max. 30°C (86°F) after 100 cycles of overload @ 150% of rated current (DC) Short circuit testing: Meets and exceeds 10 kA		Dielectric voltage: Withstands 2000V per UL498 Current interrupting: Yes, at full-rated current Temperature rise: N/A Short circuit testing: Meets and exceeds 10 kA
Mechanical specifications	Terminal accommodation: #14 - #10 AWG Voltage ratings: Permanently marked on device Horsepower ratings: Switch rated for motor loads per UL20: 15A: @ 120V/AC = 1/2 HP, max. amps: 12 full-load amps		Terminal accommodation: #14 - #10 AWG Voltage ratings: Permanently marked on device Horsepower ratings: Rated for motor loads per UL508: 20A: @ 125V/AC = 1.5 HP, max. amps 20 full load amps
Materials	Top housing: Polycarbonate Bottom housing: PVC Strap: 0.040" thick steel, zinc plated Line contacts: 0.030" thick brass Terminal & ground screws: #8-32 steel, brass plated; neutral screw nickel plated, ground screw green Terminal clamps: 0.070" thick steel		Top housing: Nylon Bottom housing: PVC Strap: 0.040" thick steel, zinc plated Line contacts: N/A Terminal & ground screws: #8-32 steel, brass plated; neutral screw nickel plated, ground screw green Terminal clamps: 0.070" thick steel

Hospital grade GFCIs specification & performance data

Hospital specification grade GFCI duplex receptacles

Product description

2-pole, 3-wire grounding
15A, 125V/AC; 20A, 125V/AC
NEMA 5-15, 5-20

Device type	Hospital grade tamper resistant duplex GFCI TRSGFH and TRSGFH_F, 15A & 20A series	Hospital grade duplex GFCI SGFH and SGFH_F, 15A & 20A series
Wiring type	Back & side wire	Back & side wire
Testing & code compliance	<ul style="list-style-type: none"> cULus Listed to UL498 and UL943, file no. E60120 Meets all UL943 (GFCI), UL498 (Receptacles), UL498 Hospital grade and applicable CSA requirements NOM certified 	<ul style="list-style-type: none"> cULus Listed to UL498 and UL943, file no. E60120 Meets all UL943 (GFCI), UL498 (Receptacles), UL498 Hospital grade and applicable CSA requirements NOM certified
Environmental specifications	Flammability: Meets UL94 requirements; V2 rated Temperature rating: -35°C to 66°C (-31°F to 150.8°F)	Flammability: Meets UL94 requirements; V2 rated Temperature rating: -35°C to 66°C (-31°F to 150.8°F)
Electrical specifications	Dielectric voltage: Withstands 2000V per UL498 Current interrupting: Yes, at full-rated current Temperature rise: Max. 30°C (86°F) after 100 cycles of overload @ 150% of rated current (DC) Trip time: 0.025 seconds (Class A) Frequency: 60 Hz; voltage: 125V; amperage: 15A/20A 20A feed through Short circuit testing: Meets and exceeds 10 kA Maximum interrupting capacity: 20 amps	Dielectric voltage: Withstands 2000V per UL498 Current interrupting: Yes, at full-rated current Temperature rise: Max. 30°C (86°F) after 100 cycles of overload @ 150% of rated current (DC) Trip time: 0.025 seconds (Class A) Frequency: 60 Hz; voltage: 125V; amperage: 15A/20A 20A feed through Short circuit testing: Meets and exceeds 10 kA Maximum interrupting capacity: 20 amps
Mechanical specifications	Terminal accommodation: #14 - #10 AWG Voltage rating: Permanently marked on device	Terminal accommodation: #14 - #10 AWG Voltage rating: Permanently marked on device
Materials	Top housing: Nylon Bottom housing: Polycarbonate Strap: 0.047" thick steel, zinc plated Line contacts: 0.030" thick brass Terminal & ground screws: #8-32 steel, brass plated; neutral screw nickel plated, ground screw green Terminal clamps: 0.070" thick steel	Top housing: Nylon Bottom housing: Polycarbonate Strap: 0.047" thick steel, zinc plated Line contacts: 0.030" thick brass Terminal & ground screws: #8-32 steel, brass plated; neutral screw nickel plated, ground screw green Terminal clamps: 0.070" thick steel

Compliances, specifications and availability are subject to change without notice.

Specification grade AFCI & AF/GF devices specification & performance data

Specification grade outlet branch circuit (OBC) AFCI receptacles & AF/GF receptacles

Product description

2-pole, 3-wire grounding
15A, 125V/AC; 20A, 125V/AC
NEMA 5-15, 5-20

Device type	Outlet Branch Circuit Arc Fault Circuit Interrupter duplex receptacles TRAFCI, 15A & 20A series	Outlet Branch Circuit Arc Fault/Ground Fault Circuit Interrupter duplex receptacles TRAFGF, 15A & 20A series
Wiring type	Back & side wire	Back & side wire
Testing & code compliance	<ul style="list-style-type: none"> cULus Listed to UL1699A and UL498, File no. E341748 Meets all UL 1699A (AFCI) and UL498 (Receptacles) requirements and cULus to CEC part II and CSA C22.2 No. 0 and C22.2, No.42 	<ul style="list-style-type: none"> cULus Listed to UL 498 and UL 943, file no. E482200 Meets all UL 943 (GFCI), UL 498 (receptacles), UL1699A and applicable CSA requirements NOM certified
Warranty	2-Year, Limited	
Environmental specifications	Flammability: Meets UL94 requirements; V2 rated Temperature rating: -35°C to 66°C (-31°F to 150.8°F) Operating Areas: Indoor use Relative Humidity: 98% RH; non-condensing	Flammability: Meets UL94 requirements; V2 rated Temperature rating: -35°C to 66°C (-31°F to 150.8°F)
Electrical specifications	Dielectric voltage: Withstands 2000V per UL498 Current interrupting: Yes, at full-rated current Temperature rise: Max. 30°C (86°F) after 100 cycles of overload @ 150% of rated current (DC) Trip Time: >110ms @ Series Arcs above 30A Frequency: 60 Hz; voltage: 125V; amperage: 15A/20A 20A feed through Short circuit testing: Meets and exceeds 10 kA Max. Interrupt Capacity: 20A	Dielectric voltage: Withstands 2000V per UL498 Current interrupting: Yes, at full-rated current Temperature rise: Max. 30°C (86°F) after 100 cycles of overload @ 150% of rated current (DC) Trip time: 0.025 seconds (Class A) Frequency: 60 Hz; voltage: 125V; amperage: 15A/20A 20A feed through Short circuit testing: Meets and exceeds 10 kA Maximum interrupting capacity: 20 amps
Mechanical specifications	Terminal accommodation: #14 - #10 AWG Voltage ratings: Permanently marked on device	Terminal accommodation: #14 - #10 AWG Voltage rating: Permanently marked on device
Materials	Top housing: Polycarbonate Bottom housing: PVC Strap: Steel Line contacts: Brass Ground contact: Brass Terminal screws: #8-32 steel, brass plated; neutral screw nickel plated Ground screw: 0.070" thick steel	Top housing: Thermoplastic, polycarbonate Bottom housing: Thermoplastic, PVC Strap: 0.047" thick steel, zinc-plated Line contacts: 0.030" thick brass Ground contact: Brass Terminal & ground screws: #8-32 steel, brass-plated; neutral screw nickel-plated, ground screw green Terminal clamps: 0.070" thick steel

Compliances, specifications and availability are subject to change without notice.

Specification grade isolated ground receptacles specification & performance data

Extra heavy-duty industrial grade isolated ground receptacles

Product description

2-pole, 3-wire grounding
15A, 125V/AC; 20A, 125V/AC;
15A, 250V/AC; 20A 250V/AC; 15A, 277V/AC
NEMA 5-15, 5-20, 6-15, 6-20, 7-15

Device type	Extra heavy-duty industrial grade isolated ground duplex receptacles AHIG5262, AHIG5362, AHIG5462, AHIG5662, 15A & 20A series	Extra heavy-duty industrial grade isolated ground single receptacles IG5261, IG5361, IG5461, IG5661, 15A & 20A series	Extra heavy-duty industrial grade isolated ground decorator receptacles IG6262, IG6362, 15A & 20A series
Wiring type	Back & side wire	Back & side wire	Back & side wire
Testing & code compliance	<ul style="list-style-type: none"> Listed to UL498, file no. E15058 UL verified to Fed Spec WC-596G CSA certified to C22.2, no. 42, file no. 6914 (6233-01) NOM certified 	<ul style="list-style-type: none"> Listed to UL498, file no. E2369 CSA certified to C22.2, no. 42, file no. 6914 (6233-01) NOM certified 	<ul style="list-style-type: none"> Listed to UL498, file no. E15058 UL verified to Fed Spec WC-596G NOM certified
Environmental specifications	Flammability: Meets UL94 requirements; V2 rated Temperature rating: -20°C to 70°C (-4°F to 158°F)	Flammability: Meets UL94 requirements; V2 rated Temperature rating: -20°C to 70°C (-4°F to 158°F)	Flammability: Meets UL94 requirements; V2 rated Temperature rating: -20°C to 70°C (-4°F to 158°F)
Electrical specifications	Dielectric voltage: Withstands 2000V per UL498 Current interrupting: Yes, at full-rated current Temperature rise: Max. 30°C (86°F) after 250 cycles of overload @ 200% of rated current (DC)	Dielectric voltage: Withstands 2000V per UL498 Current interrupting: Yes, at full-rated current Temperature rise: Max. 30°C (86°F) after 250 cycles of overload @ 200% of rated current (DC)	Dielectric voltage: Withstands 2000V per UL498 Current interrupting: Yes, at full-rated current Temperature rise: Max. 30°C (86°F) after 100 cycles of overload
Mechanical specifications	Terminal accommodation: #14 - #10 AWG Voltage ratings: Permanently marked on device	Terminal accommodation: #14 - #10 AWG Voltage ratings: Permanently marked on device	Terminal accommodation: #14 - #10 AWG Voltage ratings: Permanently marked on device
Materials	Top housing: Nylon Bottom housing: Glass-filled nylon Strap: 0.05" thick steel, 1-piece ground shunt Auto ground clip: Brass Line contacts: 0.031" thick 5-leaf brass Ground contact: 1-piece isolated ground shunt Terminal screws: #8-32 brass, neutral screw nickel plated Ground screw: #8-32 brass, green Screw terminal guards: PVC hinged doors	Top housing: Nylon Bottom housing: Nylon Strap: 0.05" thick steel Auto ground clip: Phosphor bronze Line contacts: Triple wipe brass Ground contact: 1-piece isolated ground shunt Terminal screws: #8-32 brass, neutral screw nickel plated Ground screw: #8-32 brass, green Screw terminal guards: N/A	Face: Nylon Base: Glass-filled nylon Strap: 0.05" thick galvanized steel, 1-piece isolated ground shunt Auto ground clip: Brass Line contacts: 5-leaf brass Ground contact: 1-piece isolated ground shunt Terminal screws: #8-32 steel Ground screw: #8-32 steel, green Screw terminal guards: PVC

Compliances, specifications and availability are subject to change without notice.

Specifications for isolated ground receptacles

Isolated ground receptacles

Product description

2-pole, 3-wire grounding
15A, 125V/AC; 20A, 125V/AC;
15A, 250V/AC; 20A, 250V/AC
NEMA 5-15, 5-20, 6-15, 6-20


Receptacle type	Extra heavy-duty industrial grade duplex receptacles AHIG5262, AHIG5362, AHIG5462, AHIG5662, 15A & 20A series	Heavy-duty isolated ground duplex receptacles IG5262, IG5362, 15A & 20A series	Extra heavy-duty grade isolated ground single receptacles IG5261, IG5361, IG5461, IG5661, 15A & 20A series
Wiring type	Back & side wire	Back & side wire	Back & side wire
Testing & code compliance	<ul style="list-style-type: none"> Listed to UL498, file no. E15058 UL verified to Federal Spec. WC-596G CSA certified to C22.2, no. 42, file no. 6914, class 6233-01 NOM certified 	<ul style="list-style-type: none"> Listed to UL498, file no. E15058 UL verified to Federal Spec. WC-596G CSA certified to C22.2, no. 42, file no. 6914, class 6233-01 NOM certified 	<ul style="list-style-type: none"> Listed to UL498, file no. E15058 UL verified to Federal Spec. WC-596G (except IG5661) CSA certified to C22.2, no. 42, file no. 6914, class 6233-01 NOM certified
Environmental specifications	Flammability: Meets UL94 requirements; V2 rated Temperature rating: -20°C to 70°C (-4°F to 158°F)	Flammability: Meets UL94 requirements; V2 rated Temperature rating: -20°C to 70°C (-4°F to 158°F)	Flammability: Meets UL94 requirements; V2 rated Temperature rating: -20°C to 70°C (-4°F to 158°F)
Electrical specifications	Dielectric voltage: Withstands 2000V per UL498 Current interrupting: Yes, at full-rated current Temperature rise: Max. 30°C (86°F) after 250 cycles of overload @ 200% of rated current (DC)	Dielectric voltage: Withstands 2000V per UL498 Current interrupting: Yes, at full-rated current Temperature rise: Max. 30°C (86°F) after 250 cycles of overload @ 200% of rated current (DC)	Dielectric voltage: Withstands 2000V per UL498 Current interrupting: Yes, at full-rated current Temperature rise: Max. 30°C (86°F) after 250 cycles of overload @ 200% of rated current (DC)
Mechanical specifications	Terminal accommodation: #14 - #10 AWG Voltage ratings: Permanently marked on device	Terminal accommodation: #14 - #10 AWG Voltage ratings: Permanently marked on device	Terminal accommodation: #14 - #10 AWG Voltage ratings: Permanently marked on device
Materials	Top housing: Nylon Bottom housing: Glass-filled nylon Strap: 0.050" thick galvanized steel, 1-piece ground shunt Isolated ground contact: 1-piece isolated ground shunt Auto ground clip: Brass Line contacts: Exclusive 0.031" thick 5-leaf brass Terminal & ground screws: Terminal: #8-32 brass, neutral screw nickel plated, Ground: #8-32 brass, green Screw terminal guards: PVC hinged doors	Top housing: Nylon Bottom housing: Nylon Strap: 0.050" thick steel, 1-piece ground shunt Isolated ground contact: 1-piece isolated ground shunt Auto ground clip: Brass Line contacts: 0.03" thick brass Terminal & ground screws: Terminal: #8-32 steel, brass plated, Ground: #8-32 steel, green	Top housing: Nylon Bottom housing: Nylon Strap: 0.050" zinc plate gold iridite Isolated ground contact: 0.050" thick solid brass, one piece Auto ground clip: Phosphor bronze Line contacts: 0.037" thick 3-leaf brass Terminal & ground screws: #8-32 brass, neutral screw nickel plated, hot screw brass plated, ground screw green

Specifications for isolated ground / GFCI receptacles

Isolated ground GFCI duplex receptacles

Product description

2-pole, 3-wire grounding
15A, 125V/AC; 20A, 125V/AC,
NEMA 5-15R & 5-20R

Device type	Extra heavy-duty tamper resistant isolated ground duplex GFCI duplex TRIGSGF15 & TRIGSGF20 
Wiring type	Screw terminals, back or side wire
Testing & code compliance	<ul style="list-style-type: none">• UL Listed to UL498 and UL943• CSA C22.2, no. 42 & 144• Fed Spec WVC-596
Environmental specifications	Flammability: Meets UL94 requirements; V0 rated Temperature rating: -35°C to +66°C (-4°F to 140°F)
Electrical specifications	Horsepower: 1 Hp Amperage: 15 & 20 Amps feed-through Grounding: Self-grounding
Mechanical specifications	Terminations: Back or side wire Product ID: Ratings are permanently marked on device Terminal ID: Brass - hot, green - ground, silver - neutral Terminal accommodation: #14-10AWG solid or stranded
Materials	Body material: Polycarbonate Face material: PBT Strap: 0.042" galvanized steel Auto ground clip: Brass Line contacts: 0.030" thick brass Ground contact: 0.014" thick brass Terminal screws: #8-32 steel Line screw: Plated steel Neutral screw: Plated steel Ground screw: Plated steel

Compliances, specifications and availability are subject to change without notice.

Specifications for isolated ground receptacles

Hospital grade isolated ground receptacles

Product description

2-pole, 3-wire grounding
15A, 125V/AC;
20A, 125V/AC; 20A, 250V/AC
NEMA 5-15, 5-20, 6-20

Device type	Extra heavy-duty hospital grade isolated ground duplex receptacles IG8200, IG8300, IG8400, 15A & 20A series	Extra heavy-duty hospital grade decorator isolated ground duplex receptacles IG8262, IG8362, 15A & 20A series	Extra heavy-duty hospital grade isolated ground single receptacles IG8210, IG8310, 15A & 20A series
Wiring type	Back & side wire	Back & side wire	Back & side wire
Testing & code compliance	<ul style="list-style-type: none"> Listed to UL498, file no. E15058 UL verified to Fed Spec WC-596G CSA certified to C22.2, no. 42, file no. 6914 (6233-01) NOM certified 	<ul style="list-style-type: none"> Listed to UL498, file no. E15058 UL verified to Fed Spec WC-596G CSA certified to C22.2, no. 42, file no. 6914 (6233-01) NOM certified 	<ul style="list-style-type: none"> Listed to UL498, file no. E15058 UL verified to Fed Spec WC-596G CSA certified to C22.2, no. 42, file no. 6914 (6233-01) NOM certified
Environmental specifications	Flammability: Meets UL94 requirements; V2 rated Temperature rating: -20°C to 70°C (-4°F to 158°F)	Flammability: Meets UL94 requirements; V2 rated Temperature rating: -20°C to 70°C (-4°F to 158°F)	Flammability: Meets UL94 requirements; V2 rated Temperature rating: -40°C to 60°C (-40°F to 140°F)
Electrical specifications	Dielectric voltage: Withstands 2000V per UL498 Current interrupting: Yes, at full-rated current Temperature rise: Max. 30°C (86°F) after 250 cycles of overload @ 200% of rated current (DC)	Dielectric voltage: Withstands 2000V per UL498 Current interrupting: Yes, at full-rated current Temperature rise: Max. 30°C (86°F) after 250 cycles of overload @ 200% of rated current (DC)	Dielectric voltage: Withstands 2000V per UL498 Current interrupting: Yes, at full-rated current Temperature rise: Max. 30°C (86°F) after 250 cycles of overload @ 200% of rated current (DC)
Mechanical specifications	Terminal accommodation: #14 - #10 AWG Voltage ratings: Permanently marked on device	Terminal accommodation: #14 - #10 AWG Voltage ratings: Permanently marked on device	Terminal accommodation: #14 - #10 AWG Voltage ratings: Permanently marked on device
Materials	Top housing: Nylon Bottom housing: Glass-filled nylon Strap: 0.046" thick brass plated steel, 1-piece isolated ground shunt Auto ground clip: Brass Line contacts: 0.031" thick 5-leaf brass Ground contact: 1-piece isolated ground shunt Terminal screws: #8-32 brass, neutral screw nickel plated Ground screw: #8-32 brass, green Screw terminal guards: PVC hinged doors	Top housing: Nylon Bottom housing: Glass-filled nylon Strap: 0.046" thick brass plated steel, 1-piece isolated ground shunt Auto ground clip: Brass Line contacts: 0.031" thick 5-leaf brass Ground contact: 1-piece isolated ground shunt Terminal screws: #8-32 brass, neutral screw nickel plated Ground screw: #8-32 brass, green Screw terminal guards: PVC hinged doors	Top housing: Nylon Bottom housing: Glass-filled nylon Strap: 0.046" thick brass plated steel, 1-piece isolated ground shunt Auto ground clip: Phosphor bronze Line contacts: 0.037" thick triple-wipe brass Ground contact: 1-piece isolated ground shunt Terminal screws: #8-32 steel, brass plated, neutral screw nickel plated Ground screw: #8-32 steel, green Screw terminal guards: N/A

Compliances, specifications and availability are subject to change without notice.

Specifications for surge protection receptacles

Surge protection receptacles

Product description

2-pole, 3-wire grounding
15A, 125V/AC; 20A, 125V/AC
NEMA 5-15, 5-20

Receptacle type	Hospital grade & isolated ground tamper resistant duplex receptacles w/ audible alarm TR8262, TR8362, TRIG8262, TRIG8362, 15A & 20A series	Heavy-duty grade & isolated ground tamper resistant duplex receptacles w/ audible alarm TR5262, TR5362, TRIG5262, TRIG5362, 15A & 20A series
Wiring type	Back & side wire	Back & side wire
Testing & code compliance	• cULus Listed to UL1449 and UL498, file no. E2369	• cULus Listed to UL1449 and UL498, file no. E2369
Environmental specifications	Flammability: Meets UL94 requirements; V2 rated Temperature rating: -40°C to 60°C (-40°F to 140°F)	Flammability: Meets UL94 requirements; V2 rated Temperature rating: -40°C to 60°C (-40°F to 140°F)
Electrical specifications	Voltage protection rating: L-N & L-G modes: 600V pk; N-G mode: 1200V pk Surge performance: 560 Joules MCOV - 150V/AC RMS; max. surge current: 18kA per mode Dielectric voltage: Withstands 2000V per UL498 Current interrupting: Yes, at full-rated current Temperature rise: Max. 30°C (86°F) after 100 cycles of overload @ 150% of rated current (DC)	Voltage protection rating: L-N & L-G modes: 600V pk; N-G mode: 1200V pk Surge performance: 560 Joules MCOV - 150V/AC RMS; max. surge current: 18kA per mode Dielectric voltage: Withstands 2000V per UL498 Current interrupting: Yes, at full-rated current Temperature rise: Max. 30°C (86°F) after 100 cycles of overload @ 150% of rated current (DC)
Mechanical specifications	Terminal accommodation: #14 - #10 AWG Green LED indicators: Verify surge protection and ground Alarm: Audible, indicates compromised connection or surge protection has expired Front access switch: For muting audible arm until device is replaced Voltage ratings: Permanently marked on device	Terminal accommodation: #14 - #10 AWG Green LED indicators: Verify surge protection and ground Alarm: Audible, indicates compromised connection or surge protection has expired Front access switch: For muting audible arm until device is replaced Voltage ratings: Permanently marked on device
Materials	Top housing: Thermoplastic, nylon Bottom housing: Nylon Strap: 0.050" thick steel, zinc plated with gold chromate Line contacts: 0.030" triple wipe brass Terminal & ground screws: #8-32 brass, neutral screw nickel plated, ground screw green	Top housing: Thermoplastic, nylon Bottom housing: Nylon Strap: 0.050" thick steel, zinc plated with gold chromate Line contacts: 0.030" triple wipe brass Terminal & ground screws: #8-32 brass, neutral screw nickel plated, ground screw green
Receptacle type	Commercial grade heavy-duty & isolated ground tamper resistant duplex receptacles w/LED indicators TR5260, TR5360, IG5250_S, IG5350_S, 15A & 20A series	Commercial grade & isolated ground surge bloc duplex receptacles w/ audible alarm 1200, IG1200, 15A & 20A series
Wiring type	Back & side wire	6" wire leads
Testing & code compliance	• cULus Listed to UL1449 and UL498, file no. E2369	• Listed to UL1449 and UL498, file no. E15058 • CSA certified to C22.2, no. 42, file no. 6914
Environmental specifications	Flammability: Meets UL94 requirements; V2 rated Temperature rating: -40°C to 60°C (-40°F to 140°F)	Flammability: Meets UL94 requirements; V2 rated Temperature rating: -20°C to 40°C (-4°F to 104°F)
Electrical specifications	Voltage protection rating: L-N mode: 700V pk; L-G mode: 600V pk; N-G mode: 600V pk Surge performance: 840 Joules MCOV - 150V/AC RMS; max. surge current: 18kA per mode Dielectric voltage: Withstands 2000V per UL498 Current interrupting: Yes, at full-rated current Temperature rise: Max. 30°C (86°F) after 100 cycles of overload @ 150% of rated current (DC)	Voltage protection rating: L-N & L-G modes: 600V pk; N-G mode: 1000V pk Surge performance: 340 Joules MCOV - 127V/AC RMS; max. surge current: 12kA per mode Dielectric voltage: Withstands 2000V per UL498 Current interrupting: Yes, at full-rated current Temperature rise: Max. 30°C (86°F) after 100 cycles of overload @ 150% of rated current (DC)
Mechanical specifications	Terminal accommodation: #14 - #10 AWG Green LED indicators: Verify surge protection and ground Alarm: N/A Voltage ratings: Permanently marked on device	Terminal accommodation: 6" #12 AWG pre-stripped wire leads Green LED indicators: N/A Alarm: Audible, indicates compromised connection or surge protection has expired Voltage ratings: Permanently marked on device
Materials	Top housing: Thermoplastic, nylon Bottom housing: Nylon Strap: 0.050" thick steel, zinc plated with gold chromate Line contacts: 0.030" triple wipe brass Terminal & ground screws: #8-32 brass, neutral screw nickel plated, ground screw green	Top housing: Polycarbonate Bottom housing: Polycarbonate Strap: Polycarbonate Line contacts: 0.030" triple wipe brass Terminal & ground screws: N/A

Compliances, specifications and availability are subject to change without notice.