

SECTION **M**



# Lampholders, Taps & Adapters

RESIDENTIAL | COMMERCIAL | INDUSTRIAL

## Table of contents

<b>Lampholders, taps &amp; adapters, electrical accessories families</b>	M-2
Lampholders	M-3
Scoreboard lampholders	M-12
Sign, heater & cleat sockets	M-13
Taps & adapters	M-14
<b>Dimensional data (all devices)</b>	M-15

## Lampholders, taps & adapters

Arrow Hart has one of the most extensive lines of sign and scoreboard lighting devices in the industry and offers a variety of materials for a wide range of incandescent and fluorescent applications including electrical equipment, harnesses and light strings.



### Lampholders, taps & adapters, electrical accessories families

**Lampholders**



**M-3**

**Taps & adapters**



**M-14**

## Medium base ceiling lampholders

### Product description


Medium base  
660W, 125V/AC  
660W, 250V/AC  
600W, 250V/AC

### Features

- Mounts on 4" (101.6mm) outlet boxes with breakout for 3.25" (82.5mm) box mounting
- Leads are 6" (152.4mm) 221°F (105°C) insulated stranded #16, stripped 0.75" (19.0mm)
- Pull chain devices include ball chain, 3' (0.9m) of cord, connector and end bell
- Top wire versions have terminal screws backed out – ready for wiring – without removing interior
- Push wire terminals are top wired with two push-in terminals and two screw terminals for continuous wiring
- Plastic models made with high-temperature thermoset plastic to reduce breakage
- Porcelain models made with high-strength insulator porcelain; pull chain versions feature removable interiors



### Plastic ceiling lampholder

Rating W	V/AC	A	NEMA	Description	Color	Catalog no.	
600	250	–	–	Two-piece, push wire/top wire, pull chain switch	W	□S759W-CD	
–	–	–	–	Two-piece, 6" (152.4mm) leads, pull chain switch	W	□S788W	
15	1-15P	–	–	Two-piece, with 2P, 2W outlet, push wire/top wire, pull chain switch	W	□S860W	
15	5-15P	–	–	Two-piece, with 2P, 3W outlet, push wire/top wire, pull chain switch	W	□S865W	
–	–	–	–	One-piece, 4 top screws, keyless switch	W	□S1174W	•
–	–	–	–	One-piece, 6" (152.4mm) leads, keyless switch	W	□S1174-6W	•
–	–	–	–	Two-piece, push wire/top wire, keyless switch	W	□S768W	
–	–	–	–	Two-piece, 6" (152.4mm) leads, keyless switch	W	□S768-6W	

### Porcelain ceiling lampholder

Rating W	V/AC	A	Description	Color	Catalog no.
660	125	15	Two-piece, with 2P, 2W outlet, 2 screw terminals, top wire, pull chain switch	W	□669
		15	Two-piece, with 2P, 3W outlet, 2 screw terminals, top wire, pull chain switch	W	□667
660	250	–	One-piece, with feed-through, 4 screw terminals, top wire, keyless switch	W	□604
		–	Two-piece, with feed-through, 4 screw terminals, top wire, pull chain switch	W	□659

### Color information:

W (White)



(White)

**Compliances, specifications and availability are subject to change without notice.**

 Indicates USMCA compliant - Page Q-41

USMCA compliant products meet specifications at time of print. Product listing subject to change.

## Incandescent shell & fixture sockets

### Product description

Medium base  
250W, 250V/AC; 660W, 250V/AC

### Design features

- Caps threaded 0.13" (3.2mm)—27 I.P.S. fits standard lamp stems
- Two circuit (3-way) sockets operate dual filament lamps on sequence of low, medium, high, off
- Set screw prevents rotation of socket

### Electrolier metal shell lampholders

Rating W	V/AC	Description	Color	Catalog no.
250	250	One circuit turn knob switch	Brass Dipped Aluminum	□ 917ABD
		Two circuit (3-way) turn knob switch	Brass Dipped Aluminum	□ 925ABD
660	250	One circuit pull chain switch	Brass Dipped Aluminum	□ 980ABD
		One circuit push through switch	Brass Dipped Aluminum	□ 940ABD <sup>††</sup>
		Keyless switch	Brass Dipped Aluminum	□ 975ABD

<sup>††</sup> Only UL listed. cULus

### Product description

Medium base  
250W, 250V/AC; 660W, 250V/AC

### Design features

- Molded of heat- and impact-resistant phenolic or urea
- Interiors are UL component recognized

### Metal shell lampholder interiors

Rating W	V/AC	Description	Catalog no. Fits	Catalog
250	250	One circuit pull chain switch	659	□ 962
		Two circuit (3-way) turn knob switch	925	□ 3925 <sup>††</sup>
660	250	One circuit pull chain switch	980	□ 2982
		One circuit push through switch	940	□ 942 <sup>††</sup>

<sup>††</sup> Only IUL listed. UL recognized component to UL496 for US & Canada, file no. E7430

### Product description

Medium base  
660W, 250V/AC

### Design features

- Interiors have removable turn knobs
- Hickeys and nipples are threaded for mounting on standard fixture, lamp stems or brackets

### Fixture sockets

Rating W	V/AC	Description	Color	Catalog no.
660	250	Phenolic keyless switch, screw terminals Bracket height: 0.44" (11.1mm), overall height: 1.88" (47.8mm)	BK	□ 968
		Porcelain keyless switch, screw terminals Bracket height: 0.44" (11.1mm), overall height: 1.88" (47.8mm)	W	□ 969

### Color ordering information:

BK (Black), BD (Brass Dipped), W (White)

		
(Black)	(Brass Dipped)	(White)

**Dimensional information:** M-16 **Specification information:** Please visit [www.eaton.com/wiringdevices](http://www.eaton.com/wiringdevices)  
**Compliances, specifications and availability are subject to change without notice.**

 Indicates USMCA compliant - Page Q-41

USMCA compliant products meet specifications at time of print. Product listing subject to change.



940ABD



968



969

## Fluorescent lampholders

### Product description

Recessed double contact  
660W, 600V/AC

### Features

- For replacement use in fluorescent lighting fixtures as well as enclosed outdoor signs
- Recessed double-contact lampholders can be used for flush or surface mounting
- Captive pal nut for easy mounting
- Push-in wire terminals feature release slots
- Molded of durable white thermoset plastic

### Recessed double contact lampholders

Rating		Description	Color	Catalog no.
W	V/AC			
660	600	Plunger, push wire cap, screw switch, Non-Shunted	W	□ 2501W
		Stationary, push wire cap, screw switch, Non-Shunted	W	□ 2500W

For panel cutout dimensional data, see Section Q-Technical Reference

## Fluorescent lampholders

### Product description

Single pin  
660W, 600V/AC

### Features

- For replacement use in fluorescent lighting fixtures as well as enclosed outdoor signs
- Plunger lampholders feature non-sticking, spring-loaded plunger to hold lamp securely
- Captive pal nut for easy mounting
- Push-in wire terminals feature release slots

### Slimline fluorescent lampholders

Rating		Description	Color	Catalog no.
W	V/AC			
660	600	Stationary, push wire cap, slide-on switch, Non-Shunted	W	□ 2506W
		Stationary, push wire cap, screw switch, Non-Shunted	W	□ 2503W
660	600	Plunger, push wire cap, slide-on switch, Non-Shunted	W	□ 2507W
		Plunger, push wire cap, screw switch, Non-Shunted	W	□ 2504W

For panel cutout dimensional data, see Section Q-Technical Reference

### Color information:

W (White)



(White)

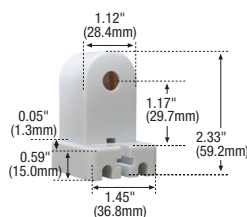
**Dimensional information:** M-16 **Specification information:** Please visit [www.eaton.com/wiringdevices](http://www.eaton.com/wiringdevices)  
**Compliances, specifications and availability are subject to change without notice.**

 Indicates USMCA compliant - Page Q-41

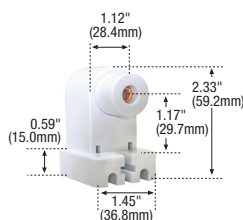
USMCA compliant products meet specifications at time of print. Product listing subject to change.



2500W



2503W



2504W



2506W



2507W

## Fluorescent & pigtail lampholders

### Fluorescent lampholders

#### Product description

Medium bi-pin  
660W, 600V/AC

#### Features

- For replacement use in fluorescent lighting fixtures
- Captive pal nut for easy mounting
- Use for flush or surface mounting
- Push-in wire terminals feature release slots

#### Fluorescent lampholders



Rating		Description	Color	Catalog no.
W	V/AC			
660	600	Standard, push wire, slide-on & screw switch, Non-Shunted	W	□ 2509W
		Short, push wire, slide-on & screw switch, Non-Shunted	W	□ 2510W
		Standard, screw terminals, screw switch	W	□ 924W†

For panel cutout dimensional data, see Section Q-Technical Reference

† Not UL Listed or CSA certified

### Pigtail lampholders

#### Product description

Medium base  
660W, 250V/AC; 660W, 600V/AC

#### Features

- For use in electrical equipment, harnesses, light strings and related applications
- Rubber sockets have an extended lip to seal against bulb
- Wire leads are 5" (127.0mm) of color-coded stranded wire, stripped 1" (25.4mm) for easy connection
- Metal shell interiors are aluminum, 145 nickel plated copper with sealed leads where they enter husk

#### Pigtail lampholders



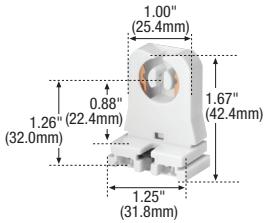
Rating		Description	Color	Catalog no.	
W	V/AC				
660	250	Phenolic, wire size #14 AWG	BK	□ 722*	•
660	600	Weatherproof rubber, wire size #14 AWG	BK	□ 145	

For panel cutout dimensional data, see Section Q-Technical Reference


\*UL Listed and CSA Certified



2509W



2510W



924W



722



145

#### Color information:

BK (Black), W (White)



(Black)

(White)

**Dimensional information:** M-16 **Specification information:** Please visit [www.eaton.com/wiringdevices](http://www.eaton.com/wiringdevices)  
**Compliances, specifications and availability are subject to change without notice.**

Indicates USMCA compliant - Page Q-41

USMCA compliant products meet specifications at time of print. Product listing subject to change.

Special use lampholder assemblies

Product description

Outdoor lighting  
150W, 13A, 120V/AC

Design features

- Mountable to wall, ceiling or floor via base mounting holes, or use included spike for lawn & garden mounting
- Weatherproof gasket allows indoor or outdoor use
- PAR 38 light fixture accepts up to 150W bulb
- Wing nut allows for lighting angle adjustment
- Landscape green color blends with grass and shrubs



S591

Plastic floodlight lampholder 

A	Rating		Description	Color	Catalog no.
	V/AC	W			
13	120	150	PAR 38 fixture with 6' (1.8m) 18-2 SJT polarized power cord	Green	<input type="checkbox"/> S591

Listed to UL153, file no. E201084

Color ordering information:

Green



(Green)

**Dimensional information:** M-17 **Specification information:** Please visit [www.eaton.com/wiringdevices](http://www.eaton.com/wiringdevices)  
**Compliances, specifications and availability are subject to change without notice.**

 Indicates USMCA compliant - Page Q-41

USMCA compliant products meet specifications at time of print. Product listing subject to change.

## Special use lampholder assemblies

### Product description

Trouble lamp medium base  
13A, 125V/AC

### Design features

- Heavy duty thermoplastic jacketed cord for rough surfaces
- Plastic guard rated to 75W
- Plugs and handles feature built-in finger grips for secure handling

### Trouble lampholders

Rating A	V/AC	Description	Color	Catalog no.
13	125	Push switch trouble lampholder with plastic guard and NEMA 5-15R 2P, 3W outlet on 25' (7.6m) 18-2 SJT W-A power cord	BK & Y	□ 1078-25
		Push switch trouble lampholder with plastic guard and NEMA 5-15R 2P, 3W outlet on 50' (15.24m) 18-2 SJT W-A power cord	BK & Y	□ 1078-50



1078-25



1071



944



467

## Special use lampholder assemblies

### Product description

Trouble lampholder accessories  
6A, 125V/AC  
15A, 125V/AC

### Design features

- Interiors feature one piece side outlet contacts permanently fastened
- Vinyl reflector guard is high-strength impact-resistant thermoplastic
- Reflector guards fit all trouble lamp handles

### Replacement trouble lamp handles & interiors



Rating A	V/AC	Description	Color	Catalog no.
6	125	Push switch replacement trouble lamp handle with interior and two NEMA 1-15 2P, 2W outlets; use with Cat. #944	Y	□ 1071
15	125	Replacement trouble lamp handle interior for push switch with two NEMA 1-15 2P, 2W outlets; fits Cat. #1071		□ 944

944: UL recognized component to UL496, E7430 for US & Canada, CSA C22.2, no. 43

### Replacement trouble lamp handles & interiors

Description	Color	Catalog no.
Yellow vinyl reflector guard	Y	□ 1467
Steel reflector guard	Steel	□ 467

### Color ordering information:

BK (Black), Steel, W (White), Y (Yellow)

<b>BK</b>		<b>W</b>	<b>Y</b>
(Black)	(Steel)	(White)	(Yellow)

**Dimensional information:** M-17 **Specification information:** Please visit [www.eaton.com/wiringdevices](http://www.eaton.com/wiringdevices)  
**Compliances, specifications and availability are subject to change without notice.**

Indicates USMCA compliant - Page Q-41

USMCA compliant products meet specifications at time of print. Product listing subject to change.

## Special use lampholder assemblies

### Product description

Miscellaneous assemblies  
60W, 120V/AC



C386

### Design features

- Heavy duty thermoplastic jacketed cord for rough surfaces
- Utility lampholder fully adjustable with 360° rotation and 180° angle adjustment
- Automatic closet light lampholder contains an automatic switch that is activated by opening or closing of hinged or sliding doors

### Closet light lampholder

Rating		Description	Color	Catalog no.
W	V/AC			
60	120	Automatic closet light lampholder on 9' (2.7m) 18-2 SPT-1 power cord	W	□ C386



738

## Lampholder adapters & accessories

### Product description

Polarized, medium base  
660W, 125V/AC

### Design features

- Terminals have pressure plates to protect wires
- Accepts #10 - #6 AWG wire
- Body made of abuse-resistant thermoplastic

### Outlet adapter



Rating		Description	Color suffix	Catalog no.	
W	V/AC				
660	125	Converts one NEMA 1-15R outlet to one socket, keyless switch	B, V, W	□ 738__	•

Listed to UL496 & UL498, file no. E15055; CSA certified to C22.2, no. 42 & 43; NOM certified

### Color ordering information:

For ordering devices, include Catalog no. followed by the Color suffix: B (Brown), V (Ivory), W (White)

<b>B</b>	<b>V</b>	<b>W</b>
(Brown)	(Ivory)	(White)

**Dimensional information:** M-17 **Specification information:** Please visit [www.eaton.com/wiringdevices](http://www.eaton.com/wiringdevices)  
**Compliances, specifications and availability are subject to change without notice.**

 Indicates USMCA compliant - Page Q-41

USMCA compliant products meet specifications at time of print. Product listing subject to change.

## Lampholder adapters & accessories

### Product description

Polarized, medium base  
660W, 125V/AC  
660W, 250V/AC

### Design features

- Outlets on adapters are 2-wire polarized
- Pull chain on catalog number 718 controls the bulb socket, side outlets are continually ON



715



758



700

### Socket adapters



Rating W	V/AC	Description	Color suffix	Catalog no.	
660	125	Converts one socket to one socket with two 250W NEMA 1-15R 2P, 2W outlets, pull chain switch	B, V	□ 718__	•
660	250	Converts one socket to two sockets, keyless switch	B, V, W	□ 700__	•

Listed to UL496 & UL498, file no. E15055; CSA certified to C22.2, no. 42 & 43; NOM certified

### Socket adapters



Rating W	V/AC	Description	Color suffix	Catalog no.	
660	125	Converts one socket to one socket with two 250W NEMA 1-15R 2P, 2W outlets, keyless switch	B, V	□ 715__	•

cULus Listed to UL496 & UL498, file no. E15055; certified to CSA C22.2, no. 42 & 43; NOM certified

### Socket adapters



Rating W	V/AC	Description	Color suffix	Catalog no.	
660	125	Converts one socket to one 125V NEMA 1-15R 2P, 2W outlet, keyless switch	B, W	□ 758__*	

cULus Listed to UL496 & UL498, file no. E136278; certified to CSA C22.2, no. 42 & 43, \* B color suffix denotes Black

### Socket adapters



Rating W	V/AC	Description	Color	Catalog no.	
660	125	Converts one socket to one 125V NEMA 1-15R 2P, 2W outlet, keyless	B	□ 808	•

cULus Listed to UL496 & UL498, file no. E136278; certified to CSA C22.2, no. 42 & 43

### Color ordering information:

For ordering devices, include Catalog no. followed by the Color suffix: B (Brown), V (Ivory), W (White)

B	B	V	W
(Brown)	(Black) 758 Only	(Ivory)	(White)

**Specification information:** Please visit [www.eaton.com/wiringdevices](http://www.eaton.com/wiringdevices)

**Compliances, specifications and availability are subject to change without notice.**

Indicates USMCA compliant - Page Q-41

USMCA compliant products meet specifications at time of print. Product listing subject to change.

## Lampholder adapters & accessories

### Product description

Keyless switch  
Medium base  
660W, 250V/AC

### Design features

- One piece screwshell with porcelain base

### Socket extensions

Rating W	V/AC	Description	Color	Catalog no.
660	250	Phenolic medium base socket, extends 1.38" (34.9mm)	BK	□ 1054

Listed to UL496, file no. E15055; CSA certified to C22.2, no. 43; NOM certified



1054

### Product description

Lamp guards

### Design features

- 1.50" (38.1mm) clamp fits ceiling lampholders, sign and scoreboard Attachon lampholders
- Easy-open guard permits relamping without removing guard
- 1465 is high-strength impact-resistant thermoplastic

### Lamp guards

Description	Color	Catalog no.	
Metal lamp guard with 1.50" (38.1mm) collar, 100W bulb max.	Steel	□ 469B	
Plastic lamp guard with adjustable collar, 200W max.	Y	□ 1465Y	•



469



331BB

### Product description

Ball & chain accessories

### Design features

- Flasher buttons are medium-based and offer choices of flash frequencies




307



315

### Ball chain and pull cord accessories

Description	Color	Catalog no.	
Ball chain with end bell and connector, 3' (0.9m), #6, 0.13" (3.18mm) diameter	BB	□ BP331BB	•
Ball chain with end bell and connector, 3' (0.9m), #6, 0.13" (3.18mm) diameter	NP	□ BP331NP	•
Ball chain, 100' (30.5m) spool	BB	□ 309-100	
Connector	BB	□ 307	
Pull cord with end bell and connector, 3' (0.9m)	NP	□ 315	

### Color ordering information:

BK (Black), Steel, Y (Yellow), BB (Brass), (NP) Nickel

				
(Black)	(Steel)	(Yellow)	(Brass)	(Nickel)

**Dimensional information:** M-17 **Specification information:** Please visit [www.eaton.com/wiringdevices](http://www.eaton.com/wiringdevices)  
**Compliances, specifications and availability are subject to change without notice.**

 Indicates USMCA compliant - Page Q-41

USMCA compliant products meet specifications at time of print. Product listing subject to change.

## Sign & scoreboard lighting

### Product description

Attachon lampholders,  
660W, 250V/AC; 200W, 250V/AC

### Features

- Insulation displacement terminals for stranded wire
- Lay in wire channels, 1/4 turn twist top speeds installation
- One piece terminals and contacts, no rivets or eyelets to loosen due to heat
- Sockets are molded of heat-resistant phenolic
- #732 is weatherproof, suitable for outdoor use
- Intermediate and candelabra bases offer snap-in or screw-in panel mounting options
- Keyed spring washer prevents rotation of socket after installation




732



732-3

### Medium base Attachon

Rating		Description	Color	Catalog no.	
W	V/AC				
660	250	Weatherproof phenolic, wire range #14 to #12 AWG, hook mounting	BK	□ 732	•
		Weatherproof phenolic, wire range #14 to #12 AWG, no hook mounting	BK	□ 732-1	•
		Weatherproof phenolic, wire range #14 to #12 AWG, snap-in mounting	BK	□ 732-3	•

For panel cutout dimensional data, see Section Q-Technical Reference

### Medium base Attachon with guard

Rating		Description	Color	Catalog no.	
W	V/AC				
200	250	Phenolic socket (732), yellow guard, wire range #18 to #12 AWG, hook mounting	BK	□ 1466Y	•

### Color ordering information:

BK (Black)



(Black)

Compliances, specifications and availability are subject to change without notice.

 Indicates USMCA compliant - Page Q-41

USMCA compliant products meet specifications at time of print. Product listing subject to change.

## Sign, heater & cleat sockets

### Product description

660W, 250V/AC

### Features

- Sign sockets are high-strength insulator porcelain
- Heater sockets are for use with heater elements
- Cleat sockets are for use with stage lighting and similar applications

### Sign sockets


Rating		Description	Color	Catalog no.
W	V/AC			
660	250	2-Piece w/ screw terminals, medium base, keyless switch	W	<input type="checkbox"/> 610
		2-Piece w/ 9" (228.6mm) wire leads, medium base, keyless switch	W	<input type="checkbox"/> 609

### Heater socket - porcelain

Rating		Description	Color	Catalog no.
W	V/AC			
660	250	2-Piece w/ screw terminals, edison base, keyless switch	W	<input type="checkbox"/> 602

### Cleat socket - thermoset


Rating		Description	Color	Catalog no.
W	V/AC			
660	250	Front wire screw terminals, medium base, keyless switch	W	<input type="checkbox"/> S752W



610



602



S752W

### Color information:

W (White)



(White)

Compliances, specifications and availability are subject to change without notice.

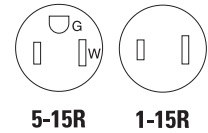
 Indicates USMCA compliant - Page Q-41

USMCA compliant products meet specifications at time of print. Product listing subject to change.


### Outlet taps and adapters, plug-in

#### Product description

2-pole, 3-wire grounding  
2-pole, 2-wire non-grounding  
15A, 125V/AC  
NEMA 5-15R, NEMA 1-15R



1146



4402



1482



1192



419

#### Design features

- Molded of high impact-resistant plastic for long-term durability
- Six outlet taps provide center mounting screw for permanent attachment to receptacle (1146 only)
- Swivel adapters hug cords close to wall in tight-fitting places such as behind furniture and office equipment
- Solid brass blades for long life and low heat rise at full load
- Grounding adapters convert 2-pole polarized outlets to 3-wire grounding outlets; grounding lug fastens to wallplate mounting screw for excellent ground connection (419, 1219)
- Due to UL mandate, size was increased for the following units: 1146, 1147, 1192, 1219, 1482, 1746, 1747, 4400, 4402 & 4404

#### Outlet taps, plug-in, NEMA 5-15

Rating A	V/AC	Description	Color suffix	Catalog no.
15	125	Six outlet tap, duplex receptacle to 6 outlets	V, W	□ 1146__
15	125	Three outlet tap, single receptacle to 3 outlets	B, V, W	□ 1147__
15	125	Three outlet cube tap, polarized, single receptacle to 3 outlets	RN	□ 4402__
15	125	Three outlet cube tap, single receptacle to 3 outlets	B, V, W	□ 1482__
15	125	Swivel three outlet tap, single receptacle to 3 outlets	W	□ 1192__

cULus Listed to UL498, file no. E241182

#### Outlet taps, plug-in, NEMA 1-15

Rating A	V/AC	Description	Color suffix	Catalog no.
15	125	Six outlet tap, duplex receptacle to 6 outlets	V	□ C1746__
15	125	Three outlet tap, single receptacle to 3 outlets	B, V, W	□ 1747__
15	125	Three outlet cube tap, polarized, single receptacle to 3 outlets	B, W	□ 4400__
15	125	Three outlet cube tap, single receptacle to 3 outlets	B, W	□ 400__

cULus Listed to UL498, file no. E241182 (except 400)

#### Outlet adapters, plug-in, NEMA 1-15 to NEMA 5-15

Rating A	V/AC	Description	Color suffix	Catalog no.
15	125	Single outlet grounding adapter, with grounding lug	GY, W	□ 419__
15	125	Swivel three outlet tap, single receptacle to 3 outlets	B, V	□ 1219__

UL Listed to file no. E241182

#### Color ordering information:

For ordering devices, include Catalog no. followed by the Color suffix: B (Brown), GY (Gray), RN (Orange), V (Ivory), W (White)

<b>B</b>	<b>GY</b>	<b>RN</b>	<b>V</b>	<b>W</b>
(Brown)	(Gray)	(Orange)	(Ivory)	(White)

**Specification information:** Please visit [www.eaton.com/wiringdevices](http://www.eaton.com/wiringdevices)

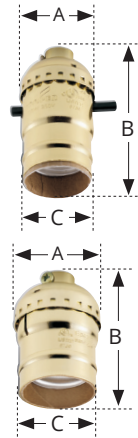
**Compliances, specifications and availability are subject to change without notice.**

 Indicates USMCA compliant - Page Q-41

USMCA compliant products meet specifications at time of print. Product listing subject to change.

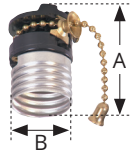
## Metal shell lampholders

Family	A	B	C
Turn Knob, Pull Chain, Push Through	1.40" (35.6mm)	2.35" (59.7mm)	1.25" (31.8mm)
Keyless	1.40" (35.6mm)	2.00" (50.8mm)	1.25" (31.8mm)



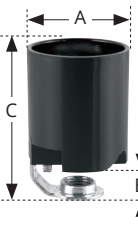
## Metal shell lampholders interiors

Catalog no.	A	B
962	1.87" (47.5mm)	1.09" (27.7mm)
3925	1.78" (45.2mm)	1.09" (27.7mm)
2982	1.71" (43.4mm)	1.09" (27.7mm)
942	1.74" (44.2mm)	1.09" (27.7mm)



## Fixture sockets

Catalog no.	A	B	C
968	1.35" (34.3mm)	0.40" (10.2mm)	1.85" (47.0mm)
969	1.38" (35.1mm)	0.44" (11.2mm)	1.90" (48.3mm)



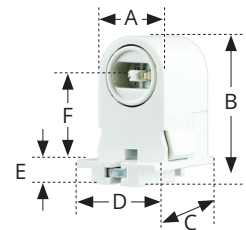
## Pigtail lampholders

Catalog no.	A	B	C	D
722	1.60" (40.6mm)	—	1.47" (37.3mm)	1.32" (33.5mm)
124	1.63" (41.4mm)	1.36" (34.5mm)	1.75" (44.5mm)	1.50" (38.1mm)
145	1.63" (41.4mm)	1.36" (34.5mm)	1.75" (44.5mm)	1.50" (38.1mm)




## Fluorescent lampholders, recessed double contact

Catalog no.	A	B	C	D	E	F
2500W	1.12" (28.4mm)	2.31" (58.7mm)	1.81" (46.0mm)	1.44" (36.6mm)	0.59" (15.0mm)	1.17" (29.7mm)
2501W	1.12" (28.4mm)	2.31" (58.7mm)	1.81" (46.0mm)	1.44" (36.6mm)	0.59" (15.0mm)	1.17" (29.7mm)



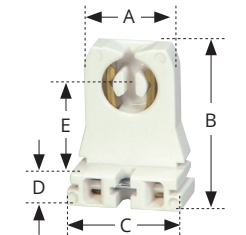
## Fluorescent lampholders, slimline

Catalog no.	A	B	C	D	E	F
2503W	1.12" (28.4mm)	2.33" (59.2mm)	1.66" (42.2mm)	1.45" (36.8mm)	0.59" (15.0mm)	1.17" (29.7mm)
2504W	1.12" (28.4mm)	2.33" (59.2mm)	1.66" (42.2mm)	1.45" (36.8mm)	0.59" (15.0mm)	1.17" (29.7mm)
2506W	1.13" (28.7mm)	1.73" (43.9mm)	1.48" (37.6mm)	1.31" (33.2mm)	0.32" (8.1mm)	1.30" (33.0mm)
2507W	1.13" (28.7mm)	1.73" (43.9mm)	1.50" (38.1mm)	1.31" (33.2mm)	0.32" (8.1mm)	1.30" (33.0mm)



## Fluorescent lampholders, medium bi-pin

Catalog no.	A	B	C	D	E
924W	1.00" (25.4mm)	2.37" (60.2mm)	1.44" (36.6mm)	0.62" (15.7mm)	1.18" (30.0mm)
2509W	1.00" (25.4mm)	2.03" (51.6mm)	1.35" (34.3mm)	0.37" (9.4mm)	1.17" (29.7mm)
2510W	1.00" (25.4mm)	1.67" (42.2mm)	1.25" (31.8mm)	0.38" (9.7mm)	0.88" (22.4mm)



Compliances, specifications and availability are subject to change without notice.

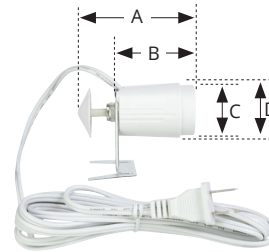
### Outdoor floodlight lampholder

Catalog no.	A	B	C	D	E	F
5591	2.75" (69.9mm)	2.75" (69.9mm)	2.25" (57.2mm)	4.02" (102.1mm)	4.50" (114.3mm)	1.00" (25.4mm)



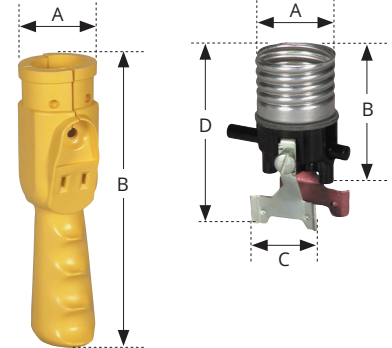
### Closet light lampholder

Catalog no.	A	B	C	D
C386	2.87" (72.9mm)	2.03" (50.8mm)	1.30" (33.0mm)	1.42" (36.1mm)



### Trouble lampholder accessories

Catalog no.	A	B	C	D
1071	1.69" (42.9mm)	6.50" (165.1mm)	—	—
944	1.09" (27.7mm)	1.72" (43.7mm)	1.05" (26.7mm)	2.37" (60.2mm)



### Lamp reflectors & guards

Catalog no.	A	B	C
1467	6.25" (158.8mm)	8.00" (203.2mm)	4.34" (110.2mm)
467	6.25" (158.8mm)	8.25" (209.6mm)	3.66" (93.0mm)
469B	5.63" (143.0mm)	1.50" (38.1mm)	3.87" (98.3mm)
1465Y	6.50" (165.1mm)	2.03" (51.6mm)	5.18" (131.6mm)

