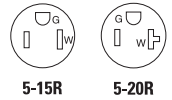


Heavy-duty, hospital grade, tamper resistant duplex receptacles

Project Name:	Prepared By:
Project Number:	Date:
Catalog Number:	Type:

Description

2-Pole, 3-Wire Grounding
 15A 125V/AC;
 20A 125V/AC
 NEMA 5-15, 5-20



AHTR8300

Design features

- Exclusive screw terminal guards provide fast, easy insulation from conductive surfaces
- Exclusive 5-leaf brass nickel plated line contacts provide consistent performance and superior plug resistance
- Rigid, glass reinforced nylon base lends ultimate strength and superior high heat resistance in contact carrier
- 0.05" (1.27mm) solid brass mounting strap with non-riveted, integral one-piece grounding system for highest durability – assures superior ground integrity and corrosion resistance under heaviest use
- High impact- and chemical-resistant nylon face
- All terminal and mounting screws are plated, triple combination (Slot/Phillips/Robertson) head for superior corrosion resistance and maximum flexibility
- Long, broad mounting strap helps reach large panel cutouts for code compliance
- Automatic grounding system eliminates need for bonding jumper in grounded metal enclosure, provides redundant measure of ground continuity where jumper used
- Tamper resistant receptacles provide compliance with 2014 NEC® Article 406.12 which states that all 15A and 20A, 125V/AC receptacles installed in dwelling units must be tamper resistant
- "TR" designation provides visual identification

Table 1. Heavy-Duty, Hospital Grade, TR Receptacles, Back & Side Wire

Catalog No.	Description	Amps	Volts	Color Suffix
<input type="checkbox"/> AHTR8200__	NEMA 5-15R Heavy-duty tamper resistant duplex receptacle, back & side wire	15	125	B, GY, RD, V, W
<input type="checkbox"/> AHTR8300__	NEMA 5-20R Heavy-duty tamper resistant duplex receptacle, back & side wire	20	125	B, BK, GY, LA, RD, V, W

Compliances, specifications and availability are subject to change without notice.



Powering Business Worldwide

Project Name:	Prepared By:
Project Number:	Date:
Catalog Number:	Type:

Applications

Arrow Hart's feature-rich line of tamper resistant hospital grade receptacles have been designed to meet and exceed the demanding requirements of UL498 and Federal Specification WC-596 to provide a consistent means of connectivity where downtime can be crucial. Features include high-impact and chemical-resistant nylon faces to withstand abuse and maintain structural integrity plus durable contact designs for long life blade retention. The entire line of hospital grade receptacles fulfill the requirements for long-term reliability, low maintenance and assured performance.

Table 2. Specifications

Catalog No.	AHTR8200, AHTR8300 Series
Device Type	Heavy-Duty, Hospital Grade TR Duplex Receptacles
Wiring Type	Back & side wire
Testing & Code Compliance	<ul style="list-style-type: none"> • cULus Listed to UL 498, file no. E15058 • UL verified to Federal Spec. WC-596 • cULus certified C22.2, no. 42 • NOM certified
Environmental Specifications	Flammability: Meets UL 94 requirements; V2 rated Temperature Rating: -20°C to 70°C (-4°F to 158°F)
Electrical Specifications	Dielectric Voltage: Withstands 2000V per UL 498 Current Interrupting: Yes, at full-rated current Temperature Rise: Max. 30°C (86°F) after 250 cycles of overload @ 200% of rated current (DC)
Mechanical Specifications	Terminal Accommodation: #14 - 10 AWG Voltage Ratings: Permanently marked on device

Table 3. Materials

Catalog No.	AHTR8200, AHTR8300 Series
Face	Nylon
Base	Glass-filled nylon
Strap	0.05" thick solid brass, nickel plated
Auto Ground	Brass clip
Line Contacts	0.031" thick 5-leaf, high-performance brass
Ground Contact	Integral
Terminal Screws	#8-32 brass, neutral screw nickel plated
Ground Screw	#8-32 steel, zinc plated (green)
Screw Terminal Guards	PVC hinged doors

Table 4. Color Ordering Information

For ordering devices, include Cat. No. followed by the color code: B (Brown), BK (Black), GY (Gray), LA (Light Almond), RD (Red), V (Ivory), W (White)

B	BK	GY	LA	RD	V	W
Brown	Black	Gray	Lt. Almond	Red	Ivory	White

Project Name:	Prepared By:
Project Number:	Date:
Catalog Number:	Type:

Product Dimensions

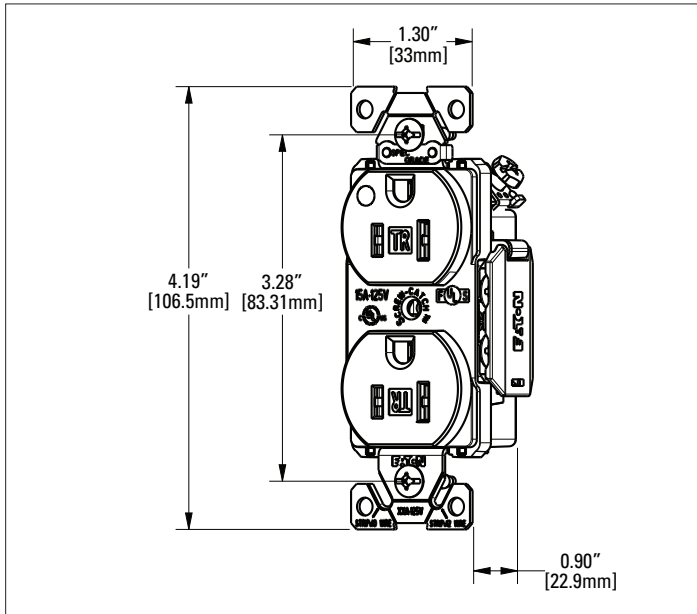


Figure 1. AHTR8200 Line Art with Dimensions

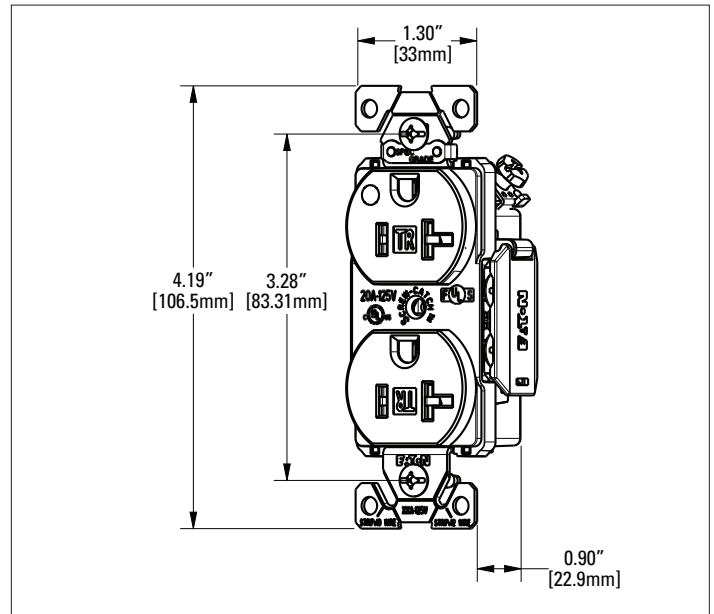


Figure 2. AHTR8300 Line Art with Dimensions

Certifications & Compliances

Catalog No.	cULus	FUS	NOM 426	ROHS
AHTR8200	•	•	•	•
AHTR8300	•	•	•	•

KEY: cULus cULus FUS Fed Spec NOM 426 NOM ROHS

Parts are manufactured and designed in accordance with article 4 of the European Union's RoHS2 directive 2011/65/EU

Compliances, specifications and availability are subject to change without notice.

Electrical Sector
203 Cooper Circle
Peachtree City, GA 30269
United States
Eaton.com
Eaton.com/arrowhart

Electrical Sector
Canada Operations
5925 McLaughlin Road
Mississauga, Ontario, L5R 1B8
Canada
EatonCanada.ca
Eaton.com/arrowhart

Electrical Sector
Mexico Operations
Carr. Tlalnepantla -
Cuautitlan Km 17.8 s/n
Col. Villa Jardin esq.
Cerrada 8 de Mayo
Cuautitlan, Mexico CP 54800
Mexico
Eaton.mx
Eaton.com/arrowhart