

Tamper Resistant surge protection receptacles w/audible alarm & LED indicators

Project Name:	Prepared By:
Project Number:	Date:
Catalog Number:	Type:



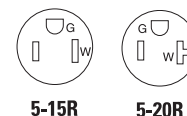
TRIG8262RDS



TR5262WS

Description

2 Pole, 3-Wire Grounding
 15A 125V/AC
 20A 125V/AC
 Surge capacity: 560 Joules,
 maximum surge current: 18kA per mode



5-15R

5-20R

Design features

- Provides surge protection for hot to neutral and hot to ground
- High impact thermoplastic construction
- Shallow depth for easy installation
- LED indicators to verify surge protection and ground
- Audible alarm indicates bad ground connection or expired surge protection
- Front access switch for muting audible alarm until device is replaced
- Available in 9 different colors to match decor and application
- Code compliant tamper resistant shutters to minimize chance of electrical shock
- Feed through feature allows receptacles wired downstream to also offer surge protection

Table 1. Surge protection receptacles w/audible alarm & LED indicators

Catalog No.	Description	Rating		Color Suffix
		A	V/AC	
<input type="checkbox"/> TR8262__S	NEMA 5-15R Hospital grade duplex receptacle, back & side wire, TR	15	125	B, BK, BL, GY, LA, RD, V, W
<input type="checkbox"/> TRIG8262__S	NEMA 5-15R Hospital grade duplex receptacle, back & side wire, TR	15	125	B, BK, BL, GY, LA, RD, RN, V, W
<input type="checkbox"/> TR8362__S	NEMA 5-20R Hospital grade duplex receptacle, back & side wire, TR	20	125	B, BK, BL, GY, LA, RD, V, W
<input type="checkbox"/> TRIG8362__S	NEMA 5-20R Hospital grade duplex receptacle, back & side wire, TR	20	125	B, BK, BL, GY, LA, RD, RN, V, W
<input type="checkbox"/> TR5262__S	NEMA 5-15R Commercial grade duplex receptacle, back & side wire, TR	15	125	B, BK, BL, GY, LA, RD, V, W
<input type="checkbox"/> TR5362__S	NEMA 5-20R Commercial grade duplex receptacle, back & side wire, TR	20	125	B, BK, BL, GY, LA, RD, V, W
<input type="checkbox"/> TRIG5262__S	NEMA 5-15R IG Commercial grade duplex receptacle, back & side wire, TR	15	125	B, BK, BL, GY, LA, RD, RN, V, W
<input type="checkbox"/> TRIG5362__S	NEMA 5-20R IG Commercial grade duplex receptacle, back & side wire, TR	20	125	B, BK, BL, GY, LA, RD, RN, V, W

EATON

Powering Business Worldwide

Compliances, specifications and availability are subject to change without notice.

Project Name:	Prepared By:
Project Number:	Date:
Catalog Number:	Type:

Applications

Eaton's tamper-resistant surge receptacles are offered in various configurations to suit the application. They are available in Hospital grade as well as commercial grade, users and specification engineers can choose from option of Isolated Ground and non isolated ground, LED Indication only or LED & alarm indication options. Ideal for protecting high value equipment in most residential, commercial and healthcare facilities. The tamper resistant duplex surge receptacles are back and side wire able for convenience and are available in 15A or 20A at 125V.

Table 2. Specifications

Catalog No.	TR8262, TR8362; Isolated Ground TRIG8262, TRIG8362	TR5262, TR5362; Isolated Ground TRIG5262, TRIG5362
Device Type	Hospital Grade Duplex Surge Protection	Commercial Grade Duplex Surge Protection:
Wiring Type	Back & side wire	Back & side wire
Testing & Code Compliance	cULus listed to UL 1449 and 498, file no. E2369	cULus listed to UL 1449 and 498, file no. E2369
Environmental Specifications	Flammability: Meets UL 94 requirements; V2 rated Temperature Rating: -40°C to 60°C (-40°F to 140°F)	Flammability: Meets UL 94 requirements; V2 rated Temperature Rating: -40°C to 60°C (-40°F to 140°F)
Electrical Specifications	Voltage Protection Rating: L-N & L-G modes: 600V pk; N-G mode: 1200V pk Surge Performance: 560 Joules MCOV - 150V/AC RMS; max. surge current: 18kA per mode Dielectric Voltage: Withstands 2000V per UL 498 Current Interrupting: Yes, at full-rated current Temperature Rise: Max. 30°C (86°F) after 100 cycles of overload @ 150% of rated current (DC)	Voltage Protection Rating: L-N & L-G modes: 600V pk; N-G mode: 1200V pk Surge Performance: 560 Joules MCOV - 150V/AC RMS; max. surge current: 18kA per mode Dielectric Voltage: Withstands 2000V per UL 498 Current Interrupting: Yes, at full-rated current Temperature Rise: Max. 30°C (86°F) after 100 cycles of overload @ 150% of rated current (DC)
Mechanical Specifications	Terminal Accommodation: #14 - 10 AWG Green LED Indicators: Verify surge protection and ground Alarm: Audible, indicates compromised connection or surge protection has expired Front Access Switch: For muting audible arm until device is replaced Voltage Ratings: Permanently marked on device	Terminal Accommodation: #14 - 10 AWG Green LED Indicators: Verify surge protection and ground Alarm: Audible, indicates compromised connection or surge protection has expired Front Access Switch: For muting audible arm until device is replaced Voltage Ratings: Permanently marked on device

Table 3. Materials

Catalog No.	TR8262, TR8362; Isolated Ground TRIG8262, TRIG8362	TR5262, TR5362; Isolated Ground TRIG5262, TRIG5362
Device Type	Hospital Grade Duplex Surge Protection	Commercial Grade Duplex Surge Protection:
Base Device	Top Housing: Thermoplastic, nylon Bottom Housing: Nylon Strap: 0.050" thick steel, zinc plated with gold chromate Line Contacts: 0.030" triple wipe brass Terminal & Ground Screws: #8-32 brass, neutral screw nickel plated, ground screw green	Top Housing: Thermoplastic, nylon Bottom Housing: Nylon Strap: 0.050" thick steel, zinc plated with gold chromate Line Contacts: 0.030" triple wipe brass Terminal & Ground Screws: #8-32 brass, neutral screw nickel plated, ground screw green

Table 4. Color Ordering Information

For ordering devices, include Cat. No. followed by the color code: B (Brown), BK (Black), BL (Blue), GY (Gray), LA (Lt. Almond), RN (Orange), RD (Red), V (Ivory), W (White)

B	BK	BL	GY	LA	RN	RD	V	W
(Brown)	(Black)	(Blue)	(Gray)	(Lt. Almond)	(Orange)	(Red)	(Ivory)	(White)

Project Name:	Prepared By:
Project Number:	Date:
Catalog Number:	Type:

Product Dimensions

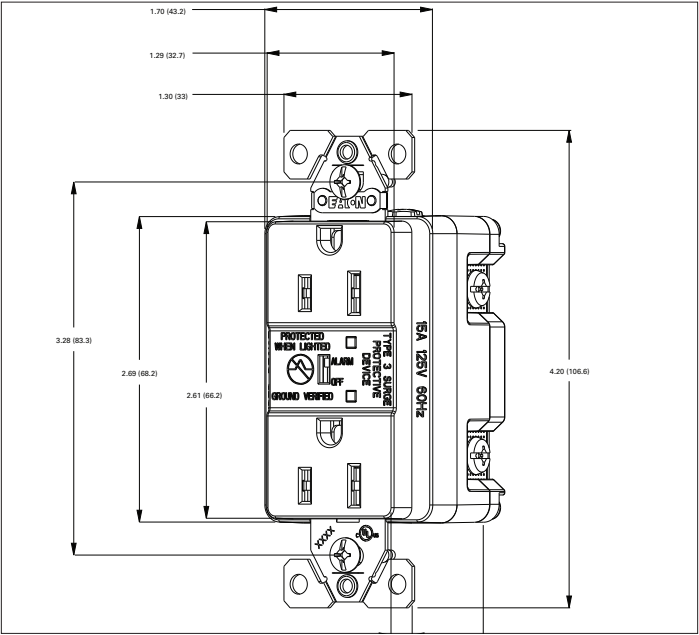






Figure 3. TRIG5362

Certifications & Compliances

Catalog No.			
TR8262__S	•	•	•
TRIG8262__S	•	•	•
TR8362__S	•	•	•
TRIG8362__S	•	•	•
TR5262__S	•	•	•
TR5362__S	•	•	•
TRIG5262__S	•	•	•
TRIG5362__S	•	•	•

KEY:  cULus  NOM  ROHS

 Parts are manufactured and designed in accordance with article 4 of the European Union's RoHS2 directive 2011/65/EU

Compliances, specifications and availability are subject to change without notice.

Electrical Sector
203 Cooper Circle
Peachtree City, GA 30269
United States
Eaton.com
Eaton.com/wiringdevices

Electrical Sector
Canada Operations
5925 McLaughlin Road
Mississauga, Ontario, L5R 1B8
Canada
EatonCanada.ca
Eaton.com/wiringdevices

Electrical Sector
Mexico Operations
Carr. Tlalnepantla -
Cuautitlan Km 17.8 s/n
Col. Villa Jardin esq.
Cerrada 8 de Mayo
Cuautitlan, Mexico CP 54800
Mexico
Eaton.mx
Eaton.com/wiringdevices