

Complete fire systems for the protection of life and property

EATON

Powering Business Worldwide





We make what matters work.*



Every day, people depend on things like technology, transportation, energy and infrastructure to keep their daily lives on track. But without power, none of it would be possible. That's why companies around the world turn to Eaton. We're dedicated to improving people's lives and the environment with innovative technologies that help manage power more safely, reliably and sustainably. To meet today's challenges, and tomorrow's. Because this is what really matters. And we're here to make sure it works.

To learn more go to: [Eaton.com/whatmatters](https://www.eaton.com/whatmatters)



Powering Business Worldwide

We make what matters work.



Excellence and innovation in fire safety solutions.

When it comes to protecting life and property there's no room to compromise. You need a partner that can support you with tried and tested products, global capabilities and local delivery.

Eaton is a leading manufacturer and global supplier of high quality fire systems. With our ability to provide complete systems, not just components, you can be confident in the knowledge that all of our products have been specifically designed and tested to ensure that they are all fully compatible to form a reliable and compliant fire detection and alarm system.


Our large multi-disciplined research and development team is responsible for the integration of the latest technology into the full range of fire products, ensuring that our products are designed to the latest fire industry standards and manufactured to the highest levels of quality. The many innovative, new and improved products featured in this catalogue demonstrate our commitment to staying at the leading edge of technological development for fire detection and alarm equipment.

Our core values and aims are:

- Investment in people
- To partner with our customers to develop open, long term relationships
- To have an unpretentious, straightforward and honest approach to business
- The continued investment in research and development
- Investment in manufacturing facilities to ensure they remain world class
- To produce products that are in full compliance with standards
- To operate in an environmentally friendly way - in the products we design and the facilities in which we make them
- To have high ethical standards

Our solutions and services are recognised by a wide range of accreditation bodies, so you can count on products that comply with national and industry standards, while receiving full support, from initial system design to monitoring and service.






Ankara Esenboğa International Airport
Ankara, Turkey



St Pancras Station
London, UK



Doncaster Cultural and Civic Quarter
Doncaster, UK

Manufacturing fire solutions is just one small element of what we do.

Services

We believe that ownership of fire detection systems extends beyond the initial purchase of the products themselves. We therefore offer customers a wide range of services to ensure that their installations not only meet basic operational and safety requirements on day one, but will continue to do so throughout their lifetime.

From training and support on how to select products for a specific application through to the provision of commissioning support and testing. You can be sure that Eaton is ready to support you, whatever your needs.

Major projects

Design and installation of a fire detection system can often be a complex process, with each project often bringing its own challenges in making sure the system is compliant, reliable and easy to operate. Our team of engineers will partner with your project management team using our expertise to meet the specific requirements of your project.

Eaton has a great deal of experience handling major projects across the globe. We can help not just with the product and technical support but also by providing guidance and advice to specifiers and project management teams on topics such as standards and regulations.

We are BAFE SP203 certified for design, commissioning and maintenance of fire detection systems, giving our Partners the peace of mind they need that our systems conform with all necessary safety requirements.

Technical support

Our dedicated technical support team are able to offer customers around the world advice and guidance on a wide variety of technical matters via telephone or email. In the vast majority of cases, a process of systematic questioning enables the team to diagnose the challenge and advise the customer on the appropriate solution.

Sometimes more detailed troubleshooting and analysis methods may be used to determine the actual requirements and the best way of resolving it. If necessary, the technical support team will also call on the knowledge and expertise of Eaton's product management, R&D and design departments to help resolve the customer's issue.

In addition, the technical support team can provide customers with assistance on product information, installation and operating instructions, and the legislative requirements of your fire detection systems.



Mariner's Quay Apartment Complex
Newport

Contents

1. Introduction

An introduction to fire systems	9
Conventional and two-wire systems	11
Addressable systems	12

2. Intelligent addressable systems

Fire panels and repeater panels	15
Addressable devices	21

3. UL intelligent addressable systems

Fire panels and repeater panels	47
UL listed devices	49

4. Two-wire and conventional systems

Two-wire control panel	61
Two-wire devices	63
Fire panels and repeater panels	65
Conventional devices	71

5. Appendix

Part code lookup	88
Contact details	97

An introduction to fire systems

Eaton manufacture and supply a range of different types of fire systems, meaning we can provide a high quality fire solution whatever your need is.

There are a vast array of fire detection systems and devices on the market today, ranging from the relatively simple to the most technically sophisticated. Modern automatic fire detection systems are available in two types, conventional and addressable - which, broadly speaking, tend to be used in smaller and larger installations respectively. For more detail you can read our fire systems guide over the next few pages.

The basics of fire detection

A control panel is the hub of the detection system. All the devices which are part of the fire detection system are connected to this central panel which processes the signals received from the input devices and gives out signals to the output devices. Input devices such as detectors measure signals of combustion and communicate with panels, which in turn trigger output devices such as an audible or visual alarm device. Fire alarm panels can be further sub segmented into addressable or conventional panels.

There are various types of fire detection systems each suited to different applications or building types. A fire detection system can vary significantly in both complexity and price, from a single panel with a detector and sounder in a small commercial property to a complex intelligent addressable system in a multi-occupancy building.

A fire detection system can comprise of detection devices, notification devices and manual callpoints. The size of the building determines the number of detectors that would be required. The system works via the control panel receiving signals from the detection devices and then sending transmitting signals to the notification devices.

Introduction

An introduction to fire systems




Conventional systems

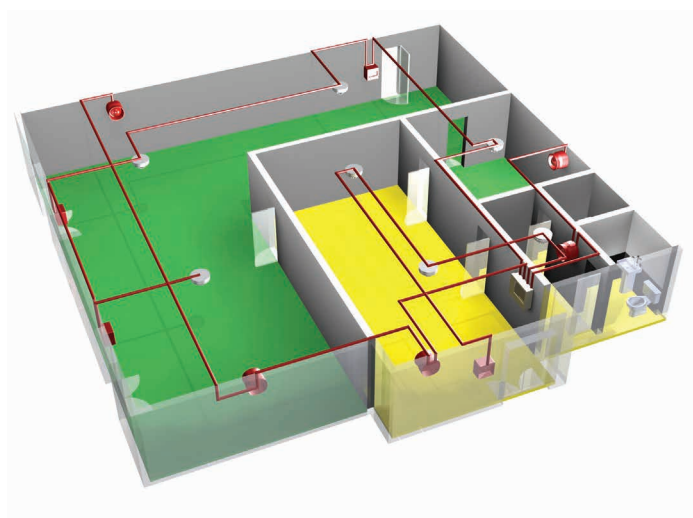
The philosophy of a conventional system revolves around dividing the building into a number of areas called zones. The detectors and call points within each zone are then wired on a dedicated separate circuit.

In the event of a detector or call point being triggered, the panel is able to identify which circuit contains the triggered device and thereby indicate which zone the fire alarm has come from. The indicated zone can then be manually searched to locate the triggered device.

With this type of functionality a conventional system is best used in smaller builds where it wouldn't be difficult to locate the triggered device in a given zone.



Typical conventional system architecture




Example conventional system layout

Two-wire systems


Two-wire systems are based on standard conventional system technology, but it also incorporates additional functionality to enable the callpoints, detectors and sounders for each separate zone to be wired on a single common circuit.

By combining both the detection and the alarm annunciation wiring into a single circuit, considerable savings in installation time and cabling can be achieved.

Eaton's BiWire Flexi panel combines two technologies so that it can be configured to allow either two-wire or conventional devices to work on a zone. This flexibility means it can be easily incorporated into system extensions or used as part of a new system.



Typical two-wire system architecture



Example two-wire system layout



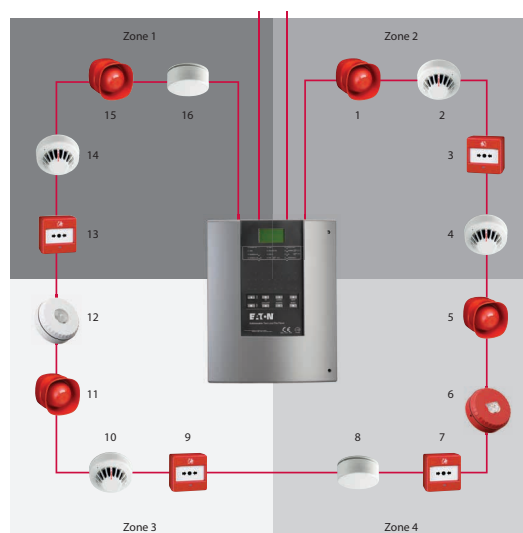
Addressable systems

Intelligent addressable systems overcome the limitations of conventional systems as each fire detector or call point is electronically coded with a unique identification or 'address' which is programmed into the device during installation.

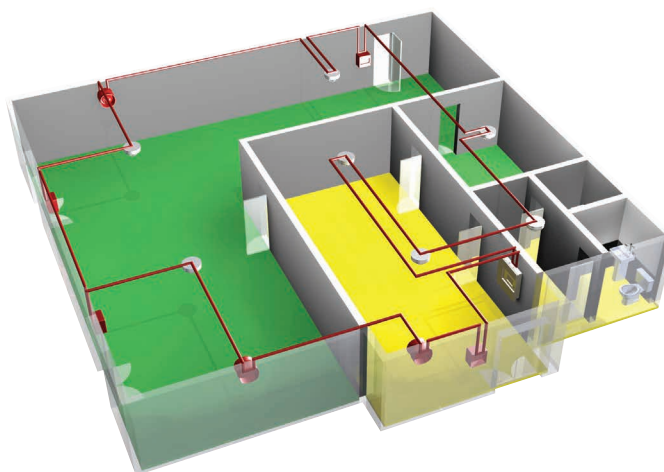
By using each devices' unique address, the control panel is able to conduct two way communication with any of the addressable devices connected to the system.

Under normal conditions the control panel continuously interrogates each device in sequence and analyses the reply to determine the status of each detector or call point. The panel checks whether each device is functioning correctly and also the amount of smoke or heat that the device is currently sensing.

With the functionality of being able to pinpoint exactly which device is being triggered in an alarm or for a fault, addressable systems are perfect for mid to large size builds with multiple rooms and floors.



Typical addressable system architecture



Example addressable system layout



Contents


Intelligent addressable systems

Panels

CF2000 addressable panel 15



CF1100 addressable panel 17




CF3000 addressable panel 19



Devices

Detectors and indicators 21



Bases 23



Callpoints 25



Wall sounders and VADs 26



Beam detector 30



Duct probe 30



Interfaces 31



Micro interfaces 36



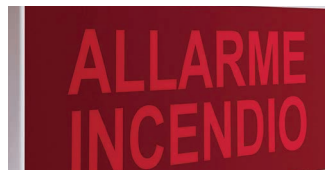
Networking interfaces 38



Ancillaries 40



Sign boards 41



Software 43



Test equipment 44



CF2000

Intelligent addressable control panel



“The CF2000 serves as the optimum solution for buildings requiring smaller addressable systems.”

The Eaton CF2000 is an entry level intelligent addressable control panel which can be configured for either 1 or 2 loop operation, and is certified to EN54 parts 2 & 4.

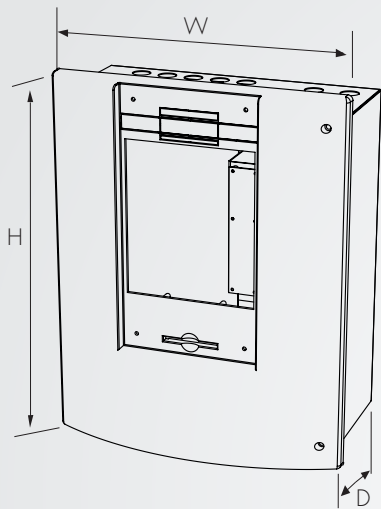
The panel has a graphic display, providing a simple menu driven end user interface. With the CF2000's ability to support Eaton cause and effect programming and a range of user controllable functions it makes the panel suitable for a varied range of projects from small warehouses to small/medium office developments as well as many small industrial applications.

As with all Eaton intelligent addressable panels, the CF2000 uses "spur tolerant" soft addressing to minimise installation time and remove the potential for errors often associated with many forms of manual addressing.

Benefits

- Configurable as a 1 or 2 loop panel
- Up to 200 addresses per loop (up to 60 sounders/beacons and up to 20 I/Os, subject to loop loading calculations)
- Soft addressing
- Menu-driven graphic screen
- Multi-language selection capability
- Integral battery and power supply
- 2x7Ah batteries included
- Easy to operate end user controls
- Full system integrity with Eaton developed protocol
- Core range of compatible devices
- 4 sounder circuits
- Monitored for open and short circuit (max 3.0A combined)

Dimensions



H (mm)	W (mm)	D (mm)
400	320	170

Catalogue numbers

Description	Code
Intelligent addressable 2 loop control panel	910187FULL-0198
Standard repeater panel	CF3000PRG
Fire alarm system log book	MFALOG

Compatible repeater panels

The CF2000 has a standard repeater panel available. Ideal for larger sites, the repeater allows you to display the system information from multiple locations.



24V dc output

Features	CF3000PRG
Active or passive option	✓
Integral battery and power supply	✓
Supervisor and engineer modes through code access	✓



CF1100

Intelligent addressable control panel



"The simplicity of operation, powerful cause and effect programming capability and competitive pricing make the system suitable for a wide range of small to medium sized projects."

The CF1100 is a high specification addressable panel for medium sized builds that is equipped with a versatile touch screen user interface. It is available as a 1 (CF1100) or 2 (CF1200) loop panel.

The powerful cause and effect programming capability and competitive pricing make the system suitable for a wide range of small to medium sized projects. The panels can operate as standalone or as part of a network with our other addressable panels (additional network card required).

Benefits

- Soft addressing
- Large versatile touch screen user interface
- Multi-language selection capability
- Integral battery and power supply
- 2x7Ah batteries included
- Flexible distributed network capability
- Full range of compatible devices
- Flexible and easy to design, system cause and effect using site installer software
- Compatible with our addressable repeaters (see p20)

	CF1100	CF1200
No. of loops	1*	2*
Addresses per loop	200**	200**
No. of conventional sounder circuits	2***	2***

* No zonal LEDs

** Up to 60 sounders/beacons and up to 20 I/Os

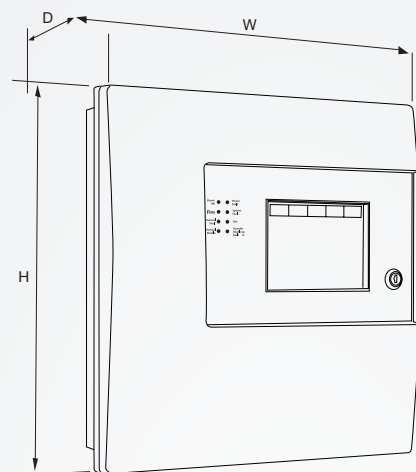
*** Monitored for open and short circuit (max 1.5A combined)



Intelligent addressable systems

CF1100

Dimensions



	H (mm)	W (mm)	D1 (mm)
Panel	375	357	95
Cutout	345	325	50



CF1100VDS pictured with a range of compatible devices

Catalogue numbers

Description	Code
1 loop control panel	CF1100
2 loop control panel	CF1200
Add to end of product code if network card required	NC
Add to end of product code if dual redundancy network card required	NCDR
Network kit (for retro fit)	DF61NETKIT
Passive repeater panel	CF3000PRG
Touch-screen repeater panel	CTPR3000
Fire routing equipment PCB	ZPCB2187FRE
Fire alarm system log book	MFALOG



CF3000

Intelligent addressable control panel



“The large capacity, ability to support complex cause and effect programming and wide range of user controllable functions make the system suitable for a diverse range of projects”

The CF3000 series are high specification intelligent addressable control panels, which are fully certified to EN54 parts 2 and 4.

Each panel is networkable with up to 126 other Eaton addressable control panels, only requiring the addition of one of our network cards for this functionality. Using our latest software, the panels can be set up for smoke management protocols, when used in conjunction with FC6 or FC18 fan controller units, and the new MCOM-FC interface module.

	CF30002G	CF30004G
No. of Loops	2	4
Addresses per Loop	200*	200*
No. of Conventional Sounder Circuits	4**	4**

* Up to 60 sounders/beacons and up to 20 I/Os

** Monitored for open and short circuit (max 1.5A combined)

Benefits

- Soft addressing
- Large versatile touch screen user interface
- Multi-language selection capability
- Integral printer (optional)
- Integral battery and power supply
- 2x 12Ah batteries included
- Flexible distributed network capability
- Full range of compatible devices
- Easy to design system cause and effect using site installer software
- Additional functionality through FRE & FPE (Fire Routing Equipment & Fire Protection Equipment) which are both monitored outputs

Intelligent addressable systems

CF3000

Class change functionality

Our CF3000 panel has a variety of easy to use additional software options on top of the standard class change facility; this provides benefits for a number of regions. Contact us for more information.



Compatible repeater panels

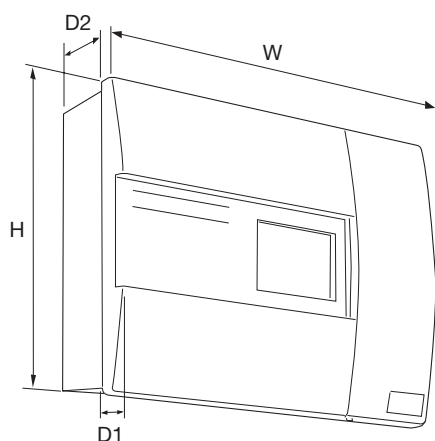
The CF3000 has both a passive and a touchscreen repeater panel available. Ideal for larger sites, the repeater allows you to display the system information at multiple locations.



Features	CF3000PRG	CTPR3000
Active or passive option	✓	✓
No programming required	✗*	✓
Programmable input	✗	✓
Integral battery and power supply	✓	✓
Supervisor and engineer modes through code access	✓	✓
Fire and fault volt free programmable relays	✗	✓
Adjustable volume from panel	✗	✓

*Programming not required on network version.

Dimensions



	H (mm)	W (mm)	D1 (mm)	D2 (mm)
Standard	397	497	55	125

Catalogue numbers

Description	Code
2 loop control panel	CF30002G
4 loop control panel	CF30004G
2 loop control panel, integral printer	CF30002GP
4 loop control panel, integral printer	CF30004GP
Add to end of product code if network card required	NC
Network kit (for retro fit)	DF61NETKIT
Printer kit (for retro fit)	DF6000PKIT
Hinged protective cover kit	DF6000COV
Passive repeater panel	CF3000PRG
Touch-screen repeater panel	CTPR3000
Fire alarm system log book	MFALOG

Detectors

Our addressable range has multiple options for intelligent addressable detectors. All detectors are designed for optimum functionality in mid-large sized builds. They are all soft addressed and have integral short circuit isolators. We also offer a loop connected remote indicator, designed to offer discreet remote indication and an ability to monitor multiple detectors. This helps to minimise wiring requirements.

Optical smoke detector CAP320



Typical applications:

Suitable for most applications.
Fastest response to slow burning or smouldering fires which give rise to large visible smoke particles.

Photo-thermal detector CAPT340*



Typical applications:

Responds quickly to fast clean burning fires.
Maintains the advantage of optical detectors when detecting smouldering fires.

Heat detector CAH330

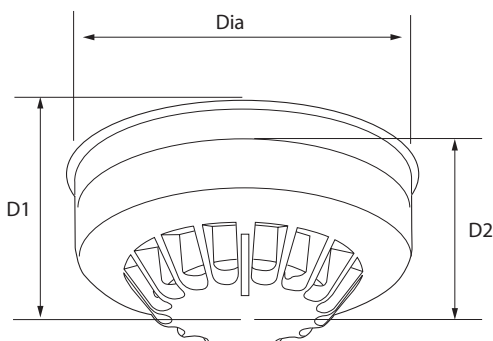


Typical applications:

Environments where the ambient conditions might cause false alarms with smoke detectors.
Examples include areas with high levels of dust or fumes.
The CAH330 can operate in 3 modes: rate of rise, fixed heat 77°C and fixed heat 90°C.
These modes are set by the panel.

*The CAPT340 has day/night modes available, programmable from the site installer software. The day mode uses the heat aspect of the detector for areas which may have smoky environments during, for example working hours. The night mode uses a combination of A2S and smoke detection. If not programmed, the detector defaults to dual mode.

Dimensions



Description	Diameter (mm) (incl base)	Depth (mm) (excl base)	Depth (mm) (incl base)
Optical	104	33	45
Photo-thermal	104	43	55
Heat	104	43	55

Performance

Feature	CAP320	CAPT340	CAH330	CAH330	CAH330
Mode	Optical	Photo-thermal	Rate of rise	Fixed heat 77°C	Fixed heat 90°C
Area coverage*	100m ²	100m ²	50m ²	50m ²	50m ²
Heat class	N/A	A2S	A2R	BS	CS
Alarm temperature	N/A	60 °C	60 °C	77 °C	92 °C

*(subject to local standards)

Catalogue numbers

Description	Code
Optical smoke detector - CAP320	400002FIRE-0002X
Photo-thermal detector - CAPT340	400004FIRE-0004X
Multi-mode heat detector - CAH330	400003FIRE-0003X

Indicators

Our indicators are designed as additional indication devices when detectors have been triggered. These products are designed to be used as indicators only, and not visual alarm devices (see p23 and 26 for EN54-23 certified VADs).

Addressable remote indicator MRIAD



Typical applications:

Monitoring multiple detectors within a specific area.

Must be configured through site installer. The remote indicator can be programmed as a sounder.

Standard remote indicator CIR301



Typical applications:

The CIR301 can only be connected to one detector and is powered by this detector.


There is a weather resistant version also available. (Not IP65).

Staff warning device CAB382



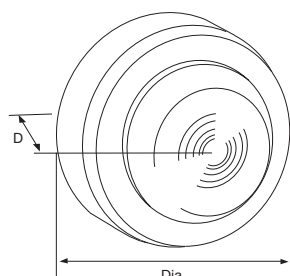
Typical applications:

As this product does not meet EN54-23 requirements as a beacon we recommend it as an internal warning device in offices, schools or manned reception areas.

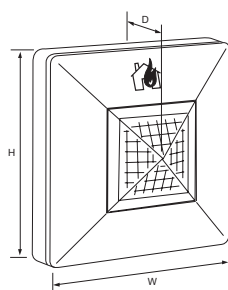


Remote indicator lens detail

Dimensions



Staff warning device



Remote indicators

Description	Diameter (mm)	Depth (mm)
Staff warning device	101	33

Description	Height (mm)	Width (mm)	Depth (mm)
Remote indicators	87	87	30


Catalogue numbers

Description	Code
Loop connected remote indicator	MRIAD
Standard remote indicator	CIR301
Weather resistant standard remote indicator	CIR301WP
Staff warning device	CAB382

Bases

We stock a variety of bases, providing a wide functionality for different situations. The standard base (CAB300) provides a foundation for our addressable detectors. The range of bases also includes capability for additional sounder and sounder beacon operation. Both our sounder base (CAS380) and VAD sounder beacon base (CASBB394) can be used as standalone devices when fitted with our cover plate (CASC).

Standard base CAB300



Typical applications:

General use product, recommended for use in all environments

Sounder base CAS380



Typical applications:

Areas of limited extent, where lower output volume is required
Areas with limited cable space
Concrete ceilings, to save cabling

Sounder beacon base CASBB394 (CASBB384)



Typical applications:

The CASBB394 is an EN 54-23 certified Visual Alarm Device (VAD) sounder beacon base. It is compatible with the Eaton range of intelligent addressable detectors and can also be used as a dedicated discreet standalone device.

CASBB384

The CASBB384 sounder beacon base is also available for indication purposes, where EN 54-23 is not a requirement.

Sounder base with cover CAS380 + CASC



Typical applications:

Optional cover plate can be used to enable the sounder to operate as a dedicated discreet standalone device



VAD sounder beacon base shown with optical detector

Features

	CAB300	CAS380	CASBB384	CASBB394
First fix base	✓	✓	✓	✓
Loop integrity switch	✓	✓	✓	✓
Multiple cable entry points	✓	✗	✗	✗
Selectable tones	✗	✓	✓	✓

Intelligent addressable systems

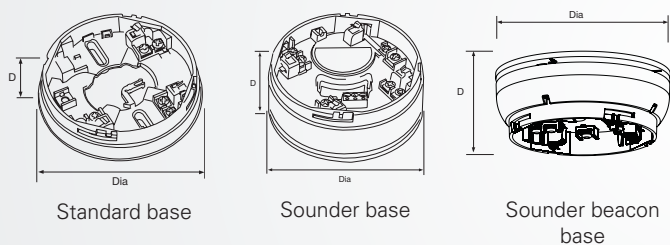
Accessories - bases

Performance

	CAS380	CASBB384	CASBB394
Sound output			
Low volume	84dB at < 4mA	83dB @ <6.6mA	83dB at < 8.6mA
Medium volume	92dB at < 8mA	90dB @ <8mA	90dB at < 10mA
High volume	95dB at < 12mA	93dB @ <9mA	93dB at < 11mA
Flash rate			
	n/a	1 Hz flash	0.5 Hz flash*

*Polar dispersion information available on datasheet

Dimensions



Description	Diameter (mm)	Depth (mm)
Standard base	104	22
Sounder base	102	40
Sounder beacon base	115	44

Catalogue numbers

Description	Code
Standard base	CAB300
Sounder base	CAS380
CASBB394 VAD sounder beacon base	666129FULL-0198X
Sounder beacon base	CASBB384
Cover plate (pack of 5)	CASC
Base shroud	BAR3000-1



Callpoints

Two versions of the intelligent addressable callpoint are available, the surface/flush mounted CBG370S or the weatherproof CBG370WP. Both have an integral short circuit isolator and are very simple to install. The callpoints are packaged with 2 frangible glass elements and test key, with a comprehensive range of further accessories available.

Surface/flush mounted callpoint CBG370S



Typical applications:

General use product, suitable for use in most indoor applications.

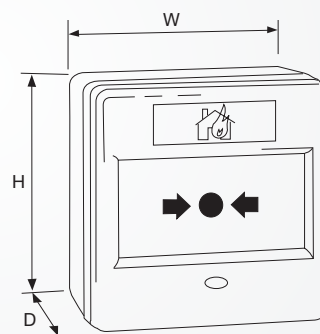
Weatherproof callpoint CBG370WP



Typical applications:

Builds requiring a callpoint in harsh conditions. For example, outside or in a wash down area.

Dimensions



Description	H (mm)	W (mm)	D (mm)
Surface mounted	87	87	36
Flush mounted	87	87	57
Weatherproof	87	87	59

Features

	CBG370S	CBG370WP
Fast fit clip	✓	✓
High Visibility LED	✓	✓
Heavy duty terminals	✓	✓
Ingress protection	IP24	IP65


Catalogue numbers

Description	Code
Surface/flush callpoint	CBG370S
Weatherproof callpoint	CBG370WP
CXPC Protective hinged cover (pack of 10)	CXPC
MBGBEZ Recessing bezels (pack of 10)	MBGBEZ
MBGREKIT Resettable element kit (pack of 10)	MBGREKIT
MBG118 Spare break glasses (pack of 5)	MBG118
MFBGKEY3 Callpoint keys (pack of 10)	MFBGKEY3

Further accessories:



Callpoint shown with protective hinged cover




Callpoint recessing bezel

Wall sounders and VADs

There are also two versions of our intelligent addressable wall sounder, the internal (CAS381) and the weatherproof (CAS381WP). Their highly efficient design offers excellent sound output levels despite the low current consumption. They both contain an integral short circuit isolator and have multiple tones and volume levels which can be controlled from the panel globally, or individually via site installer.

We also offer a new open class Visual Alarm Device (CASB393), combining the high output sound of the wall sounders with a stronger LED to meet the EN54-23 VADs requirements. The open class functionality allows the VADs to be installed in open areas such as warehouses or airport terminals.

Wall sounder CAS381/ CAS381WP



Typical applications:

Both an indoor and weatherproof variant of the wall sounder are available, allowing for consistent performance for any application where a wall sounder is required.

VAD wall sounder beacon CASB393/ CASB393WP



Typical applications:

The CASB393 is an addressable open class VAD suitable for all markets where EN 54-23 VADs are now a requirement. **White flash only.**

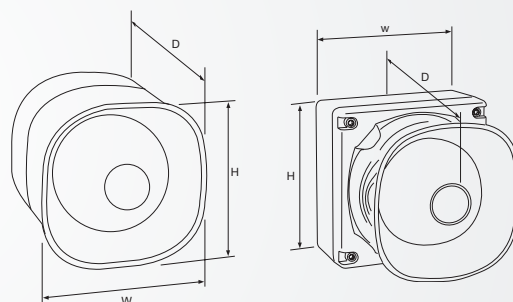
Wall sounder beacon CASB383/ CASB383-WP



Typical applications:

The CASBB383 wall sounder beacon is also available for indication purposes, where EN 54-23 is not a requirement. **Red flash only.**

Dimensions



Internal wall sounder /
sounder beacon

Weatherproof wall
sounder/sounder beacon

Description	H (mm)	W (mm)	D (mm)
Wall sounder	105	105	95
WP wall sounder	108	108	103
VAD sounder beacon	108	108	96
WP VAD sounder beacon	110	110	105

Tones

	CAS381/ CAS381WP	CASB383/ CASB383-WP	CASB393/ CASB393WP	CAS381AU/ CAS381AU-WP	CASBB384-B
Continuous	✓	✓	✓	✓	✓
Two tone @ 1Hz cycle	✓	✓	✓	✗	✓
Slow whoop 500-1200Hz in 3.5 seconds / 0.5secs gap	✓	✓	✓	✗	✗
Pulsed 1Hz (Virtual Tone)	✓	✓	✓	✓	✓
Pulsed sweep ISO8201 3x500ms 800-970Hz 1 1/2 Sec Gap	✗	✗	✗	✓	✗
Bell tone	✗	✗	✗	✓	✓

Sound output

	CAS381/ CAS381WP	CASB383/ CASB383-WP	CASB393/ CASB393WP
Low volume	87dB at < 2mA	92dB at < 6.5mA	87dB at < 8.6mA
Medium volume	93dB at < 3mA	97dB at < 7.5mA	93dB at < 10mA
High volume	100dB at < 6mA	100dB at < 8.5mA	100dB at < 11mA
Flash rate	n/a		0.5Hz Flash

Catalogue numbers

Description	Code
Internal wall sounder	CAS381
Weatherproof wall sounder	CAS381WP
VAD wall sounder beacon	CASB393
Weatherproof VAD wall sounder beacon	CASB393WP
Wall sounder beacon	CASB383
Wall sounder beacon weatherproof	CASB383-WP
Sounder beacon base bell tone	CASBB384-B

Wall sounder VAD CASB493/CASB493WP CASB483/ CASB483WP

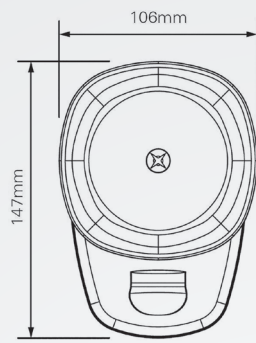


Typical applications:

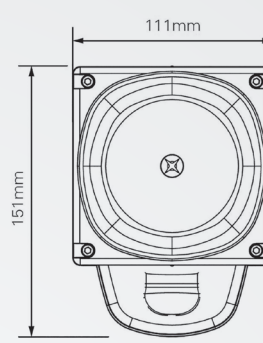
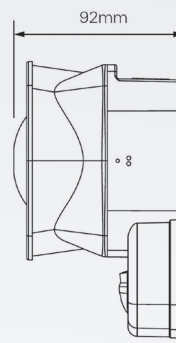
This EN 54-23 compliant sounder beacon visual alarm device (VAD) is suitable for fire notification in commercial buildings. The weatherproof variant, with an IP66 ingress protection rating, can be used in wet and outdoor environments.

Red (CASB483/WP) or white (CASB493/WP) flash options available.

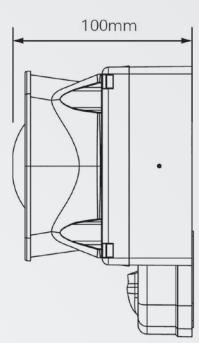
Dimensions



Wall sounder VAD



Wall sounder VAD (weatherproof)



Description	H (mm)	W (mm)	D (mm)
Wall sounder VAD	147	106	92
Wall sounder VAD (weatherproof)	151	111	100

Wall VAD CAB492W/CAB482W

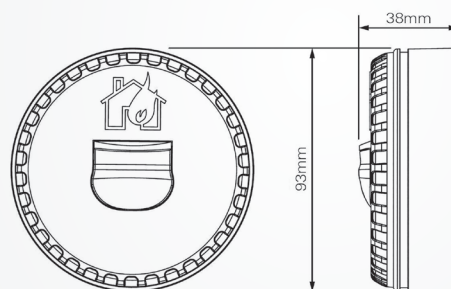


Typical applications:

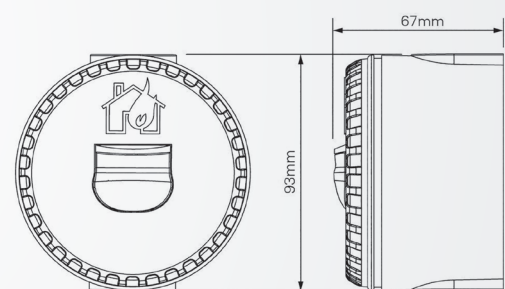
A low-profile, low-current solution to the latest EN 54-23 fire standard, this fire alarm beacon VAD. It is also compatible with a range of bases making it suitable for a variety of applications.

Red (CAB482W) or white (CAB492W) flash options available.

Dimensions



Wall VAD (shallow base)



Wall VAD (deep base)

Description	H (mm)	W (mm)	D (mm)
Wall VAD (shallow base)	93	93	38
Wall VAD (deep base)	93	93	67

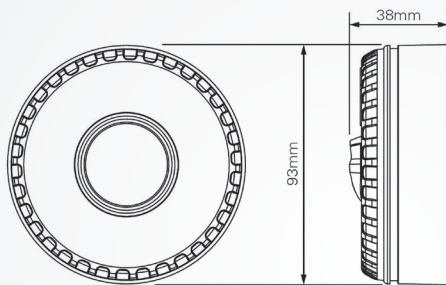
Intelligent addressable systems

Devices - wall sounders

Ceiling VAD CAB492CS/CAB482CS



Dimensions



Ceiling VAD

Typical applications:

This EN 54-23 certified, low-current fire alarm beacon is suitable for ceiling mounting. It is compatible with a shallow base providing flexibility as to where the VAD can be installed.

Red (CAB492CS) or white (CAB482CS) flash options

Description	H (mm)	W (mm)	D (mm)
Ceiling VAD	93	93	38

Tones

CASB493/CASB493WP CASB483/CASB483WP

CAB492W/CAB482W

CAB492CS/CAB482CS

Flash rate (low power consumption)	0.5Hz	0.5Hz	0.5Hz
Operating current (depending on setting and LED colour)	13.4-47.5mA	12.5-45mA	12.5-45mA
IP protection	IP21C WP variant : IP66	Shallow base: IP33C Deep base: IP65	IP21C

Catalogue numbers

Description	Code
CASB493 Wall sounder VAD, red, white flash	8500110FULL-0199X
CASB483 Wall sounder VAD, red, red flash	8500111FULL-0197X
CASB493WP Wall sounder VAD, red, white flash, weatherproof	8500114FULL-0200X
CASB483WP Wall sounder VAD, red, red flash, weatherproof	8500115FULL-0201X
CAB492WS Wall VAD, red, white flash, shallow base	812033FULL-0209X

Description	Code
CAB492WD Wall VAD, red, white flash, deep base	812034FULL-0210X
CAB482WS Wall VAD, red, red flash, shallow base	812035FULL-0211X
CAB482WD Wall VAD, red, red flash, deep base	812036FULL-0212X
CAB492CS Ceiling VAD, red, white flash, shallow base	812050FULL-0269X
CAB482CS Ceiling VAD, red, red flash, shallow base	812037FULL-0214X



Beam detectors, typically used in large open areas, such as airports, shopping centres and warehouses

Intelligent addressable systems

Devices - duct probe detector

Beam detectors

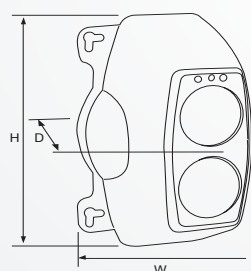

There are two available loop powered reflective beam detectors in the intelligent addressable range. The MAB50R has a range of up to 50 metres and the MAB100R has a range of up to 100 metres. Neither requires a power supply and are both equipped with a simple set up mode to enable easy and quick alignment during installation.

The beam detector is loop powered with one unique address, and has the ability to add address text at the panel. There is a maximum limit of 20 per loop (based on loop loading calculations).

Addressable reflective beam detector MAB50R / MAB100R

Dimensions

H (mm)	W(mm)	D (mm)
210	130	120



Typical applications:

Large open areas such as warehouses, manufacturing plants, shopping centres, airports etc.

Allows access to the automatic gain control data from the detector.

The beam detector will show fire, fault and pre-alarm.

Features

	MAB50R	MAB100R
Operating range	5 to 50 metres	50 to 100 metres
Tolerance to beam misalignment at 35%	Detector $\pm 0.8^\circ$, Prism $\pm 5.0^\circ$	Detector $\pm 0.8^\circ$, Prism $\pm 5.0^\circ$
Fire alarm thresholds	2.50dB (25%) 3.74dB (35%) 6.02dB (50%)	2.50dB (25%) 3.74dB (35%) 6.02dB (50%)
Optical wavelength	880nm	880nm

Beam detectors have 3 operating modes:

Prism targeting mode designed to provide simple initial alignment of beam and reflector assembly.

Alignment mode enables accurate fine tuning of beam alignment without the need for additional calibration equipment or a second operator.

Normal running mode during standard operation.

Duct probe mounting kit

The presence of smoke in a ventilation duct is detected by sampling the airflow through the duct via two sampling tubes. A detector and base are mounted within the sampling chamber, which is located on the external skin of the duct, with sample and exhaust probes passing into the duct in an area of low turbulence. The unit requires an addressable optical detector and base and is supplied with full fixing instructions.

Duct probe unit MDP201



Typical applications:

Detecting presence of smoke in ventilation ducts.

Requires base and detector to be ordered separately.

Duct probe unit shown with optical detector fitted

Features

Duct width range	300mm to 1500mm 5 to 50 metres
Duct air speed range	1m/s to 20m/s Detector $\pm 0.8^\circ$ Prism $\pm 5.0^\circ$
Temperature range	-20°C or +60°C
Optical wavelength	880nm

Catalogue numbers

Description	Code
Reflective beam detector (50m range)	MAB50R
Reflective beam detector (100m range)	MAB100R
Mounting bracket	MRBFP
Duct probe unit	MDP201
Smoke detector test spray can	MFSCAN

Interfaces

We supply an extensive range of interfaces to support our control panels. Interfaces allow for a wide variety of installations to be simplified without the use of specialist or customised equipment. For assistance deciding which interfaces will benefit you the most, contact our technical support team at firetechsupport@eaton.com

Zone monitor unit CZMU352



Typical applications:

The unit connects a zone of suitable conventional detectors (20 detectors per zone) and a separate zone of conventional callpoints (if required) to an addressable panel.

It allows for easier connection to existing conventional detection zones, as long as the devices used are compatible.

Spur isolator unit CSI350



Typical applications:

The spur isolator unit enables a spur of intelligent addressable devices to be connected to a main analogue loop. This simplifies the installation of remote parts of buildings or system extensions.

The CSI350 doesn't take an address in the number sequence.

Recommended no more than a zones worth of devices per isolator.

Shop monitor unit MSU840



Typical applications:

The shop monitor unit is designed to allow small units with conventional fire systems to be fully integrated with a main intelligent addressable fire system.

It is ideal for connecting individual shop units into a main shopping centre system.

Recommended for use with conventional VADs (see p79). Please note: A PSU (see p38) is required to operate conventional sounder circuits.

The MSU840 can have 2 sounder circuits, each with up to 0.3A of power.

3 channel I/O unit CIO351

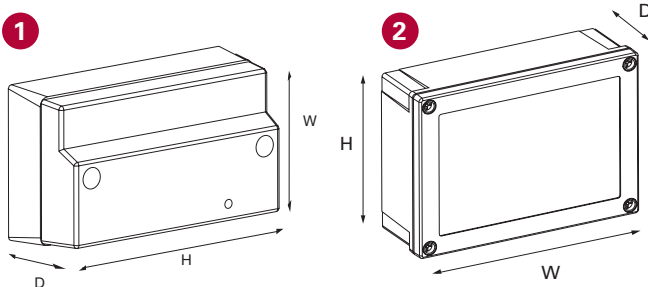


Typical applications:

The 3 channel input/output unit enables simple interfacing between the fire system and other equipment such as nurse call systems or access control systems. The inputs are fully monitored for open and short circuits.

Relay contacts are rated at 30V dc 1A. See below for further options.

Dimensions



Description		H (mm)	W (mm)	D (mm)
Interface style 1	1	88	147	60
Interface style 2	2	129	180	60

Catalogue numbers

Description	Code
Zone monitor unit	CZMU352
Shop monitor unit	MSU840
Spur isolator unit	CSI350
3 channel input/output unit resets on reset (recognised as 1 address)	CIO351
3 channel input/output unit resets on reset (recognised as 3 addresses)	CIO351SST
3 channel input/output unit resets on silence alarms	CIO351S
230V ac relay unit	CMIO353

230V ac relay unit CMIO353



Typical applications:


Enables simple interfacing between the fire system and other equipment such as nurse call systems or access control systems.

The ability of the output unit to switch 230V ac mains at 8A makes the unit ideal for plant control or mains powered door holders.

The input is monitored for open and short circuits therefore can be used for fire input applications such as monitoring sprinkler flow switches.

If you require higher current switching (10A) please see 83 for MAR724.


4 to 20mA interface CGI420



Typical applications:

Designed to interface with gas detection modules and are compatible with Eaton intelligent addressable control panels.

The supply to the gas detector is taken directly from the interface.



Interfaces continued

4 way sounder controller unit CSC354CPR



Typical applications:

The 4 way sounder controller unit (CSC354CPR) adds functionality to your addressable panel by powering up to 4 lines of conventional output devices.

The CSC354CPR gives access to Eaton's extensive range of conventional devices, including EN54-23 certified VADs, beacons, signboards, bells and sounders.

It is ideal in situations where there is a requirement for devices with a high current draw or where conventional sounder circuits are in a remote location away from the fire alarm control panel.

Dimensions

Description	H (mm)	W (mm)	D (mm)
4 way sounder controller Unit	300	300	74

Catalogue numbers

Description	Code
4 way sounder controller unit)	CSC354CPR

Mimic relay boards CIOP4 / CIOP8



Typical applications:

These addressable mimic relay boards (CIOP4) and (CIOP8) are 4 and 8 way soft addressing output modules, incorporating integral short circuit isolators.

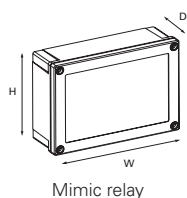
The units are suitable for switching low voltage (24V dc at 1A maximum), via a set of latching relay contacts.

The flexibility of these modules is further enhanced by the fact that each output can be programmed for a range of triggers such as disablement, fault, fire, test panel, test zone prealarm, fire routing equipment, fire protecting equipment and reset with up to 16 different trigger sources per output.

These units have an additional 4 inputs which can initiate a reset, silence, evacuate and test function.

Dimensions

Description	H (mm)	W (mm)	D (mm)
CIOP4/8 mimic relay board	180	244	63



Mimic relay

Catalogue numbers

Description	Code
4 way mimic relay board, 4 inputs, 4 outputs	CIOP4
8 way mimic relay board, 8 inputs, 8 outputs	CIOP8
4 to 20mA interface	CGI420
4 to 20mA interface with relay	CIT420R

Intelligent addressable systems

Devices - interfaces

Door release module CIOP-7273



Typical applications:

The CIOP-7273 door release module allows addressable systems to comply with the demands of class A doors and their release in the event of the full range of scenarios as detailed in BS7273-4 standard the code of practice governing door holders and door release mechanisms in the UK .

The units are 2 way soft addressed output modules that incorporate integral short circuit isolators. They are suitable for switching low voltage (24V DC @ 2A maximum) via a set of non-latching relay contacts.

Compatible with the current range of Eaton intelligent addressable control panels, their flexibility is further enhanced by the fact that each output can be programmed for the full range of triggers required by BS7273-4 such as disablement, fault and fire with additional triggers of pre-alarm, fire routing equipment, fire protecting equipment. The trigger source can be global, by panel, by loop, by zone or by address.

Units can be programmed using Eaton Site Installer software via the RS232 port; using a USBINT2 programming lead external power is required for these modules.

Dimensions

Description	H (mm)	W (mm)	D (mm)
BS 7273-4:2015 compatible door release module	129	180	60

Catalogue numbers

Description	Code
BS 7273-4:2015 compatible door release module	CIOP-7273

NB: External 24v EN54-4 PSU required.

Fan controller unit FC6 and FC18



Typical applications:

FC18 and FC6 fan controller units work in conjunction with the Eaton's range of intelligent addressable control panels, providing the capability to control and display the status of AHU fans.

The units are connected to the control panel by means of the comms loop, utilizing only one address whilst providing the ability to monitor and control up to 18/6 AHU fans. Each FC18 and FC6 unit incorporates its own CPU specifically configured to control the relevant input and output logic making programming quick and easy using Eaton site installer software.

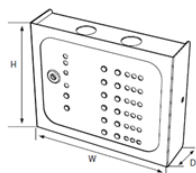
Both FC6 and FC18 are ideal for use in conjunction with updated CF3000 panels and the new MCOM-FC interface module. Coming in 2020 new smoke management protocols.

Dimensions


Description	H (mm)	W (mm)	D (mm)
FC6 Fan controller unit (surface mount)	125	155	42
FC18 Fan controller unit (rack mount)	133	482	30

Catalogue numbers

Description	Code
Fan controller unit (surface mount)	FC6
Fan controller unit (rack mount)	FC18



FC6 Fan controller unit (surface mount)



FC18 Fan controller unit (rack mount)

Monitored output module DIN01-OM



Typical applications:

The DIN01-OM monitored output module is designed to enable sounders and beacons with conventional fire detection to be fully integrated with a main intelligent addressable fire system.

The module is designed for ease of installation with no hard addressing required, and it uses just a single address. It is certified to EN54 parts 17 & 18.

An external power supply is required to drive the output circuit. This power supply must be regulated for fire and current limited.

Features

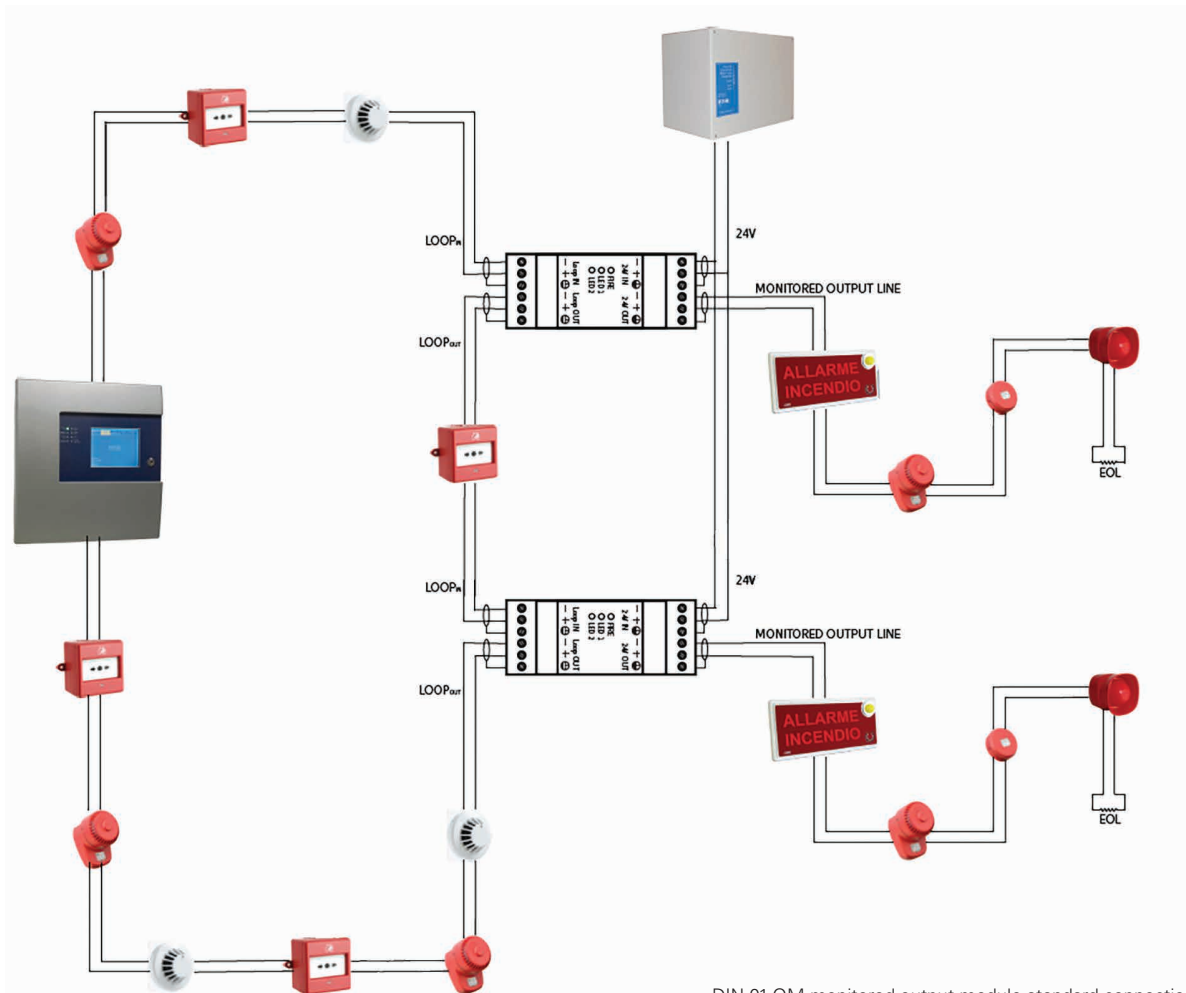
DIN01-OM	
Operating temperature	-10°C to +55°C
Ingress protection	IP20
Voltage	20-30Vdc

Dimensions

Description	H (mm)	W (mm)	D (mm)
DIN01-OM monitored output module	90.2	36.3	57.5

Catalogue numbers

Description	Code
IU/AD/OU DIN rail monitored output module (EFAD07A-05OU00)	DIN01-OM



DIN-01-OM monitored output module standard connections

Micro interfaces

Whereas our standard interfaces are designed to be installed in the position required on the loop, our range of micro interfaces are compact enough to sit within a panels' enclosure, or in our dedicated mini module enclosure (ULBU) which can house up to 3 mini modules.



Micro zone monitor unit CIU872

Typical applications:

The micro zone monitor unit (CIU872) is suitable for interfacing a zone of up to 20 conventional detectors onto an intelligent addressable control panel.

It will operate with any conventional detector in configuration with a schottky diode type base (CDBB300).



Micro single channel input unit MCIM

Typical applications:

The micro single channel input unit (MCIM) is suitable for monitoring a set of normally open, volt free contacts such as sprinkler system flow switches and auxiliary panel fire/fault signals. Other examples include non-fire input signals such as flow valve open contacts, generator start up, fire door closed etc.



Micro single channel output unit MCOM

Typical applications:

The micro single channel output unit (MCOM) is suitable for switching low voltage (24V dc at 1A maximum), via a set of non latching relay contacts.

It is also suitable for switching HVAC control circuits, plant shutdown control circuits, fire door closure etc.



MCOM variants

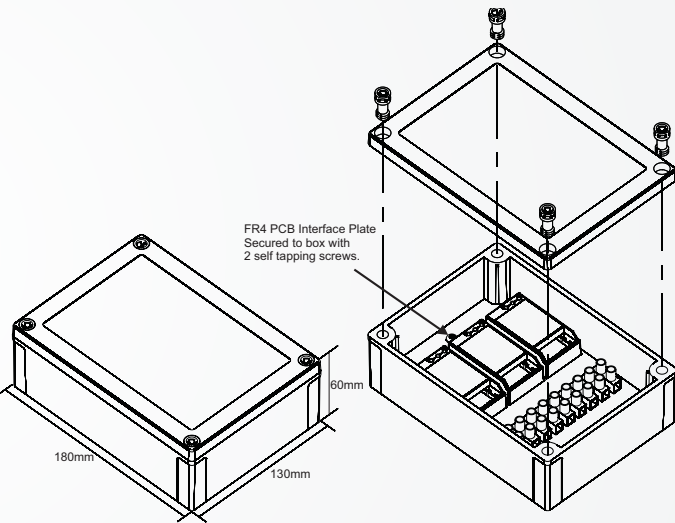
The MCOM-R gives a 5 second pulse on reset, and is used for connecting/resetting beam detectors.

The MCOM-S is identified by the panel as a sounder and does not reset when put into 'silence' mode, only resets once panel has been reset.

The MCOM-FC is identified by the panel as a sounder. It will activate from its associate cause and effect programming. It will reset from a global reset not a global silence command. Suitable for use with fan controller devices for smoke management.

Installation into mini module box

1. Fit the unit in position in accordance to the mounting diagram below.
2. Connect the unit according to standard connections.
3. Up to 3 units can be fitted inside a micro module box unit



Features

	MIU872	MCOM	MCIM
Soft addressed	✓	✓	✓
Short circuit isolators	✓	✓	✓
Single address	✓	✓	✓

Catalogue numbers

Description	Code
Micro zone monitor unit	CIU872
MCOM Output Module	MCOM
MCOM-S Output Module Sounder	MCOM-S
MCOM-R Output Module Resettable	MCOM-R
MCOM-FC Output Module Fan Controller	MCOM-FC
MCIM Micro single channel input unit	MCIM
Mini module box unit (empty box)	ULBU

Network interfaces

Eaton offer multiple network interfaces which allow our panels and devices a wider variety of functionality. These network interfaces allow the connection of the Eaton network system to a computer network, and PC based applications such as site monitor, site graphic and web server. Please contact technical support for advice on these products.

Lon to RS232 adaptor EC0232



Typical applications:

The EC0232 Lon to RS232 adaptor allows connection of our system network (LonWorks) devices to PC based applications such as site monitor, site graphics and web server.

In addition to the standard adaptor, Eaton offer 2 variants for use with a HMX PA/VA system - the ECO232PAVA with no handshaking, and the EC0232PAVA3D with a 3 min time delay.

Dual-channel LonWorks BMS interface EC200



Typical applications:

The EC200 dual-channel LonWorks BMS interface is an "add-on" to the network which translates the pre-configured network variables to a set of un-configured network variables which can then be bound to a BMS, giving full access to the fire network data.

TCP/IP interface EC400



Typical applications:

The EC400 is a high performance, reliable and secure network infrastructure device for accessing Eaton Lon Network of intelligent addressable control panels over intranet or ethernet.

The EC400's built in configuration server manages up to 256 IP devices on 1 IP channel without a dedicated management PC.

Easy to understand diagnostic LEDs allow installers to install and troubleshoot the device without expert knowledge and dedicated troubleshooting tool.

Lon network booster EC540



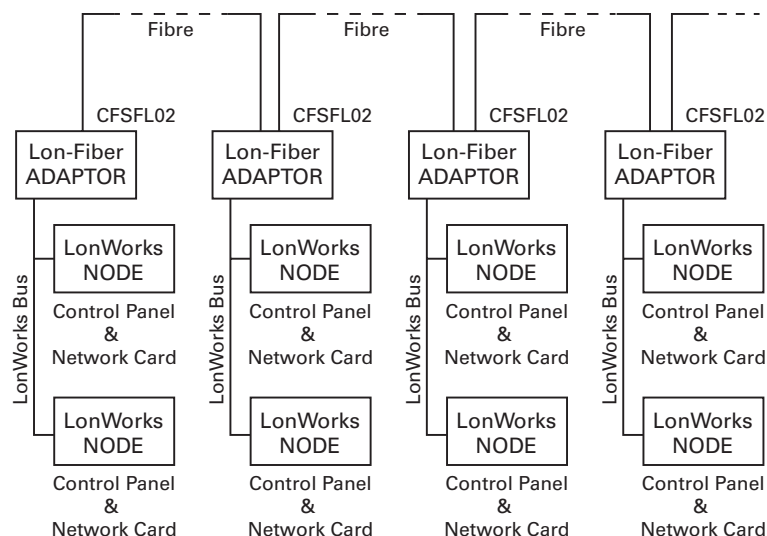
Typical applications:

The Lon network booster (EC540) is the solution to interconnect multiple EIA-709 channels.

This unit provides up to 5 ports and routes packets between these ports. In spite of its small size the (EC540) provides best class performance and flexibility in use.

In order to provide the optimal router configuration the (EC540) supports 2 to 5 ports as well as the 2 operating modes "smart switch mode" and "configured router mode".

Fibre optic multi-drop link - example network diagram



BACnet gateway EC650B



Typical applications:

The BACnet gateway (EC650B) is a CEA- 709/BACnet gateway which maps CEA-709 network variables (NVs) to standard BACnet server objects. When ordered with this part code (EC650B), the LonWorks to BACnet address mapping is pre-loaded and ready for use with the the intelligent addressable CF3000 system interface board.

Modbus gateway EC700



Typical applications:

The modbus gateway is part of the InfraLINK range of network infrastructure components from partners. All of the modbus gateways feature a robust hardware platform with high performance CPU and UART for fast communications without loss of data. The LonWorks to modbus address mapping is pre-loaded and ready for use with the CF3000 fire system interface board.

Single mode Lon to fibre optic adapter CFSFL01



Typical applications:

The single mode Lon to fiber optic adapter (CFSFL01) allows connection of the system network (LonWorks) devices through optical fibre, and to allow both point to point or multi drop topology.

Dual channel Lon to fibre optic adapter CFSFL02



Typical applications:

The dual channel Lon to fiber optic adapter (CFSFL02) allows connection of the system network (LonWorks) devices through optical fibre, and to allow both point to point or multi drop topology.

Catalogue numbers


Description	Code
Dual-channel lonworks BMS interface (non handshake)	EC200
Dual-channel lonworks BMS interface (self configuring for use with EC700)	EC200S
Lon to RS232 adapter	EC0232
Lon to RS232 adapter (For HMX pa/va system - no handshake)	EC0232PAVA
Lon to RS232 adapter (For HMX pa/va system - 3 min time delay)	EC0232PAVA3D

Description	Code
TCP/IP interface	EC400
Lon network booster	EC540
Bacnet gateway	EC650B
Modbus gateway	EC700
Single mode lon to fibre optic adaptor	CFSFL01
Dual channel lon to fibre optic adaptor	CFSFL02

Ancillaries

A range of ancillaries are available to complement and extend the capability of our existing hardware.

Loop splitter unit ZPCB2222




Typical applications:

Allows expansion of the CF3000 intelligent addressable panel from 4 to 16 loops.

This interface is mainly applicable in countries where the mixing of detectors, sounders, callpoints and interfaces are not permissible on the same loop or the number of devices per loop is limited to a small number.

Mimic PCB ZPCB2252MML / ZPCB2252MSL



Typical applications:

Up to 250 outputs can be connected to the mimic PCBs (ZPCB2252MML) and (ZPCB2252MSL). This offers more capability to the extensive options already offered by the CF3000 control panel.

These boards are typical used for geographical LED mimic displays.

SPS Range - SPS-2423 SPS-2433 SPS-2453



Typical applications:

Offers a compact, robust and versatile power solution to installers, allowing them to safely power fire detection and signaling systems in small to large installations.

Compact and discrete design allows for these SPS to be installed in a visible location such as a hotel lobby for instance.

Catalogue numbers

Description	Code
Loop splitter unit	ZPCB2222
Loop Mimic LED PCB (Master)	ZPCB2252-MML
Loop Mimic LED PCB (Slave)	ZPCB2252-MSL
Loop Mimic Relay PCB (Master)	ZPCB2252-MMR
Loop Mimic Relay PCB (Slave)	ZPCB2252-MSR
Safety power supply 24V / 1.5A (batteries not supplied)	SPS-2423
Safety power supply 24V / 2.5A (batteries not supplied)	SPS-2433
Safety power supply 24V / 4.5A (batteries not supplied)	SPS-2453

Optical/acoustic sign boards

Optical and acoustic sign boards are designed to show the state of alarm in fire detection units. Eaton's addressable fire sign boards comply with standards EN54-23 (optical part) and EN54-3 (acoustic part).

Addressable fire sign board EFSB-3-A/EFSB-3-23-A



Aesthetical frame option



Recessed base for wall flush mount

Typical applications:

The EFSB fire sign board for addressable fire systems is a durable sounder/beacon that is certified to EN 54 applicable standards.

Purposely designed for installations where aesthetics plays a key role, its durability (IP21C rated) and energy efficiency ensure reliability for its application indoors.

The device comes with a label that carry's the text "FIRE" which is LED backlit in event of an alarm. The optical warning is provided by a highly effective LED flash that can cover an area of 10.8m x 10.8m at an installation height of 3.5m. The acoustic warning is provided by a high power internal siren with a sound pressure of 90dB at 1m.

A sounder only variant is also available.

Features

- Certified to EN54-3 & 17 (Beacon to EN54-23)
- Protection rating IP21C
- Operating temperature -10°C to +55°C
- Flash colour – white
- Low current consumption
- Customised sign board text is available on request
- Different language options are available

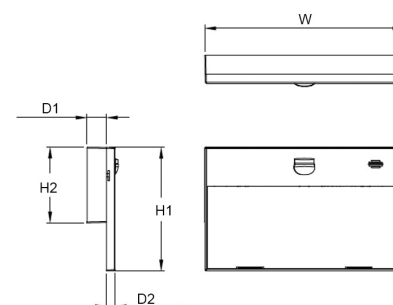
Features

	EFSB-3-A	EFSB-3-23-A
Sounder	✓	✓
Beacon	✗	✓

Catalogue numbers

Description	Code
Fire sign board EN54 Pt3 & Pt17	EFSB-3-A
Fire sign board EN54 Pt3 & Pt17 (Beacon EN54 Pt23)	EFSB-3-23-A
Recessed base	NEXI-RB
Aesthetical frame	NEXI-FR

Dimensions



Description	H1 (mm)	H2 (mm)	W (mm)	D1 (mm)	D2 (mm)
Sign board	182	90.6	293	28.4	13
Sign board (with frame)	182	111.5	293	28.5	13

[illegible]

FROM	TO	FLY	TIME
SOUTHAMPTON	1259	1 A	200-330
LISBON	1259	1 A	200-330
ZURICH	1259	1 A	200-330
SANKT PETERSBURG	1259	1 A	200-330
DELHI	1259	1 A	200-330
LONDON-HEATHROW	1259	1 A	200-330
TOKYO NARITA	1259	1 A	200-330
PARIS-CDG DE GAULLE	1259	1 A	200-330
LOS ANGELES-HOUSTON	1259	1 A	200-330
PORTO	1259	2 D	001-004
ATHEN	1259	1 B	501-511
HONGKONG	1259	1 A	200-330
HO CHI MINH CITY	1259	2 E	015-021
BUKAREST	1259	2 D	009-011
SANKT PETERSBURG	1259	2 D	009-011
SAN FRANCISCO	1409	1 A	200-330
OSAKA	1409	1 B	501-511
BERLIN-TEGEL	1409	1 A	200-330
REYKJAVIK	1409	1 A	200-330
HELSINKI	1409	2 E	045
TALLINN	1409	1 A	200-330
ORLANDO	1409	1 A	200-330
MOSKAU-SHEREMETYEVO	1409	1 A	200-330
TORONTO	1409	2 E	015
MEXICO CITY	1409	1 A	200-330

City	Time	Day	Week	Month	Year
AMSTERDAM	10:00	1	1	1	1
BAGDAD	10:00	1	1	1	1
BOMBAY	10:00	1	1	1	1
CAIRO	10:00	1	1	1	1
CHENNAI	10:00	1	1	1	1
COLOMBO	10:00	1	1	1	1
DARWIN	10:00	1	1	1	1
DELHI	10:00	1	1	1	1
DURBAN	10:00	1	1	1	1
GUANGZHOU	10:00	1	1	1	1
HONGKONG	10:00	1	1	1	1
KUALA LUMPUR	10:00	1	1	1	1
LAHORE	10:00	1	1	1	1
MANILA	10:00	1	1	1	1
MUMBAI	10:00	1	1	1	1
NEW DELHI	10:00	1	1	1	1
OSAKA	10:00	1	1	1	1
PARIS	10:00	1	1	1	1
RAJAHMUNDRAM	10:00	1	1	1	1
SEATTLE	10:00	1	1	1	1
SINGAPORE	10:00	1	1	1	1
SRI LANKA	10:00	1	1	1	1
TOKYO	10:00	1	1	1	1
YOKOHAMA	10:00	1	1	1	1

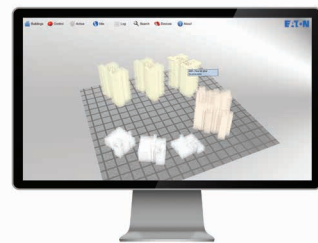


Software

Eaton offer a number of specialised programs to aid with the installation, maintenance, functionality and servicing of our addressable systems. Installed using the USB analogue systems panel interface (**see p44**) and a PC or laptop, these software programs help to solidify our addressable systems' capabilities and make it easier for users to control and organise the system on their site.



Graphical visualisation software EFGVS



Typical applications:

Eaton Fire Graphic Visualisation Software (EFGVS) is a state of the art and powerful supervision management tool for Eaton Fire addressable systems.

Users can monitor, visualise in 2D and 3D, control and interrogate their systems to ensure alarms are located quickly and dealt with efficiently.

Ergonomic and intuitive, EFGVS includes a comprehensive list of advanced features offering the system designer and site supervisor a very efficient tool ensuring all information and controls be available at their fingertips.

Site monitor EF-SITEMONITOR



Typical applications:

Site monitor / webserver software is designed to monitor Eaton fire systems and allow quick PC based administration.

Using a simple interface, authorised users can view control panel event history, event status, device properties and other information depending on access permissions defined by the system administrator.

The software also work's remotely and is accessible through the desktop client software or a web browser. Multi-user access is supported.

Catalogue numbers

Description	Code
Graphical Visualisation Software license 1-2 panels including an EC0232 interface	EFGVS1-2
Graphical Visualisation Software license up to 6 panels including an EC0232 interface	EFGVS3-6
Graphical Visualisation Software license up to 10 panels including an EC0232 interface	EFGVS7-10
Graphical Visualisation Software license above 10 panels including an EC0232 interface	EFGVS11-PLUS
Graphical Visualisation Software license up to 10 panels with TCP/IP interlink	EFGVS7-10-TCPIP
Graphical Visualisation Software license above 10 panels with TCP/IP interlink	EFGVS11-PLUS-TCPIP
Graphical Visualisation Designer Software license - no panel connectivity	EFGVS-DESIGN

Description	Code
Graphical Visualisation Premium Designer Software license including an EC0232 interface	EFGVS-PREMIUMDESIGN
Interface to connect panel network (LONWorks) to PC (RS232)	EC0322
Site monitor / webserver software	EF-SITEMONITOR

All software products except the server-linking option (-TCPIP) and the basic EFGVS-DESIGN versions, include EC0232 (p39) as standard

Testing equipment

As well as offering complete fire systems, Eaton can also provide testing equipment to ease the process of installation, commissioning, maintenance and fault finding.

Loop tester kit LP800KIT



Typical applications:

The loop tester kit is a hardware/software combination that can be used to test, commission and fault find a loop of up to 200 intelligent addressable devices (detectors, sounders, ancillary devices) without having to connect the loop to the intelligent addressable control panel.

The loop tester is connected between the loop and PC, and allows the engineer to quickly identify and locate any loop device that is operating outside its operating conditions.

USB analogue systems panel interface USBINT2



Typical applications:

The analogue systems panel interface is a universal serial bus converter that provides conversions from RS232 to USB, TTL to USB or TTL to RS232.

These options provide the connectivity required between a PC and intelligent addressable control panels, wireless control panels, and wireless survey tools including our range of software solutions (see 43).

Addressable device programmer CF800PROG



Typical applications:

The addressable device programmer is a versatile tool to aid the installation, commissioning, maintenance and servicing of current intelligent addressable devices and fire systems.

This unit is light, robust and easy to operate using a user friendly menu structure on 2 x 40 character LCD display. It is powered from a single PP3 size, heavy duty battery or an external supply.

CF800PROG can:

Program detector modes (see p24).

Change address details

Change heat detector settings

Read analogue levels

Catalogue numbers

Description	Code
Loop tester kit	LP800KIT
Addressable device programmer	CF800PROG
USB panel interface	USBINT2



UL Systems

Underwriters Laboratories Inc. (UL) is an independent product safety certification organisation, established in 1894, to develop standards and test procedures for products, materials, components, assemblies, tools and equipment. Chiefly dealing with product safety it also evaluates and certifies the efficiency of a company's business processes through its magnificent system registration programs.

Since the launch of our UL Listed fire product range, several prestigious projects worldwide have been supplied including Hyatt Resort and Spa,

Shangri-la at the Fort and Times Square projects in South East Asia and several major projects in the Middle East including a major projects within the prestigious Riyadh Financial District in the Kingdom of Saudi Arabia.

The Eaton UL range is designed to provide a solution for all sizes of project, from the simple small stand alone system to the large multi panel networked system with PA/VA and BMS integration.

Contents

UL listed fire systems range


Panels

ULCF3000 series panels **47**



Devices

Addressable detectors **49**



Conventional detectors **51**



Horns and strobes **53**



Pull stations **55**



Interfaces **57**



Micro interfaces **58**



ULCF3000 series

UL listed control panels



ULCF3000RM (wall mount red metal)



ULCF3000 (wall mount graphite)

The ULCF3000 series panels are UL listed, high specification, wall or rack mounted fire panels. Combining sophisticated functionality with simple operation and aesthetically pleasing design, the panels are available in a number of loop configurations. Each panel is networkable with up to 126 other Eaton UL fire panels.

The control panel has the ability to support complex cause and effect programming. A wide range of user controllable functions make the system ideal for a diverse range of projects, from industrial applications through to large multi-site commercial developments.

Benefits

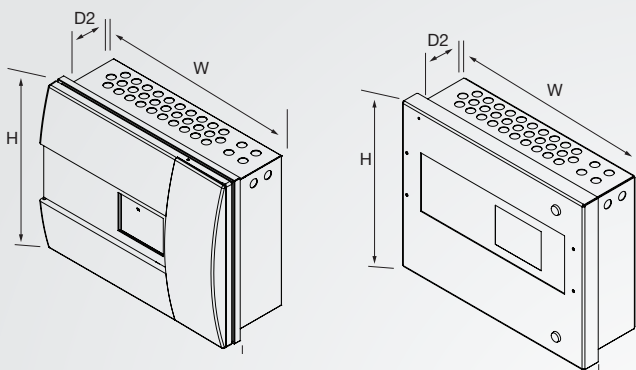
- Soft addressing
- Large versatile touchscreen user interface
- Integral printer (optional)
- Integral battery and power supply
- 2 x 12Ah batteries included
- Flexible distributed network capability
- Full range of compatible devices
- 4 notification appliance circuits (NACs) outputs
- 2 or 4 class A style 7 SLC loops
- PAS (Positive Alarm Sequence)



UL intelligent addressable systems

ULCF3000 series

Dimensions



Description	H (mm)	W (mm)	D1 (mm)	D2 (mm)
ULCF3000	397	497	75	130
ULCF3000RM	398	505	48	118



Compatible repeater panels

The ULCF3000 has both a standard and a touchscreen repeater panel available. Ideal for larger sites, the repeater allows you to display the system information from multiple locations.



Features

	ULCF3000PR	ULCTPR3000
Active or passive option	✗	✓
No programming required	✓*	✓
Multi language capability	✗	✓
Allows networking with other Eaton fire panels	✗	✓
Integral power supply	✓	✓

*Except local text information



Catalogue numbers


Description	Code
2 loop panel	ULCF30002G
4 loop panel	ULCF30004G
2 loop panel, integral printer	ULCF30002GP
4 loop panel, integral printer	ULCF30004GP
2 loop panel, network card	ULCF30002GNC
4 loop panel, network card	ULCF30004GNC
2 loop panel, integral printer, network card	ULCF30002GPNC
4 loop panel, integral printer, network card	ULCF30004GPNC
2 loop panel, red metal box	ULCF30002GRM
4 loop panel, red metal box	ULCF30004GRM
2 loop panel, integral printer, red metal box	ULCF30002GPRM

Description	Code
4 loop panel, integral printer, red metal box	ULCF30004GPRM
2 loop panel, network card, red metal box	ULCF30002GNCRM
4 loop panel, network card, red metal box	ULCF30004GNCRM
2 loop panel, integral printer, network card, red metal box	ULCF30002GPNCRM
4 loop panel, integral printer, network card, red metal box	ULCF30004GPNCRM
Rack mounted 2 loop panel	ULR3000L2
Rack mounted 4 loop panel	ULR3000L4
Rack mounted 2 loop panel c/w network card	ULR3000L2NC
Rack mounted 4 loop panel c/w network card	ULR3000L4NC
Passive repeater panel	ULCF3000PR
Touchscreen network repeater panel	ULCTPR3000

Detectors

Our UL range has multiple options for intelligent addressable detectors. All detectors are designed for optimum functionality in mid-large sized builds. They are all soft addressed and have integral short circuit isolators.

Addressable detector base UCAB300



Typical applications:

Specifically designed for use with all of our UL addressable detectors the UCAB base will be used in all builds.

Optical smoke detector ULCAP320



Typical applications:

Suitable for most applications.
Fastest response to slow burning or smouldering fires which give rise to large visible smoke particles.

Photo-thermal detector ULCAPT340



Typical applications:

Responds quickly to fast clean burning fires.
Maintains the advantage of optical detectors when detecting smouldering fires.

Heat detector ULCAH330




Typical applications:

Environments where the ambient conditions might cause false alarms with smoke detectors.
Examples include areas with high levels of dust or fumes.



Detector detail



Addressable base detail

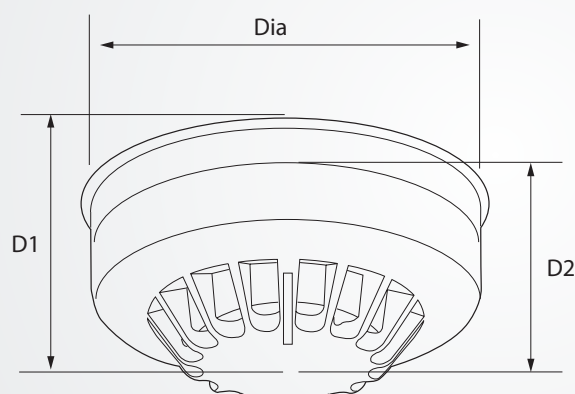
UL intelligent addressable systems

Devices - detectors

Performance

Heat Class	ULCAP320	ULCAPT340	ULCAH330
Heat element rating	N/A	135°F	ROR + Fixed 135°F, Fixed 135°, Fixed 194°F
Heat detector spacing	N/A	50ft (heat alone operation)	50ft
Heat class	N/A	A2S	A2R

Dimensions



Description	Diameter (mm) (incl base)	Depth (mm) (excl base)	Depth (mm) (incl base)
Optical	104	33	45
Photo-thermal	104	43	55
Heat	104	43	55

Catalogue numbers

Description	Code
ULCAP320 Optical smoke detector	400005FIRE-0011X
ULCAPT340 Photo-thermal detector	400006FIRE-0012X
ULCAH330 Heat detector	400007FIRE-0013X
Addressable detector base	UCAB300
Addressable sounder base	ULCAS380



Detectors

Our UL range has multiple options for conventional detectors. All detectors have a removable detector chamber and drift compensation. The range of detectors for different applications allow for all build requirements to be met.

As there is no UL certified conventional panel a ULMIU872 micro interface (p58) is required in conjunction with a UL intelligent addressable panel to use conventional detectors.

Optical smoke detector UCPD-2W



Typical applications:

Suitable for most applications.
Fastest response to slow burning or smouldering fires which give rise to large visible smoke particles.

Photo-thermal detector UCPT-2W



Typical applications:

Responds quickly to fast clean burning fires.
Maintains the advantage of optical detectors when detecting smouldering fires.

Fixed heat detector (135°F) UCHT-2W



Typical applications:

Environments where the ambient conditions might cause false alarms with smoke detectors.
Examples include areas with high levels of dust or fumes.

Performance

Heat class	UCPD-2W	UCPT-2W	UCHT-2W
Heat element rating	N/A	135°F	135°F
Heat detector spacing	N/A	50ft (heat alone operation)	50ft
Mounting position	Ceiling in open areas	Ceiling in open areas	Ceiling in open areas

UL intelligent addressable systems

Devices - conventional detectors

Conventional detector base CB2E

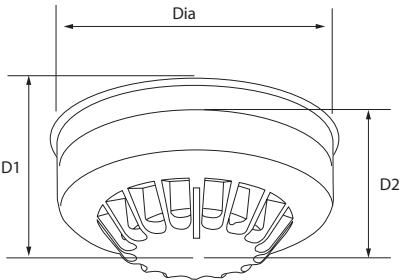


Typical applications:

The CB2E has been specifically designed for compatibility with our UL range of conventional detectors. It can be used in all builds with conventional detectors.



Dimensions



Description	Diameter (mm) (incl base)	Depth (mm) (incl base)	Depth (mm) (excl base)
Optical	104	45	33
Photo-thermal	104	55	43
Heat	104	55	43

Catalogue numbers

Description	Code
2 wire detector, optical	UCPD-2W
2 wire detector, opto-heat	UCPT-2W
2 wire detector, fixed heat 135°F	UCHT-2W
Standard detector base	CB2E

Horns and strobes

Our UL range incorporates a variety of audio and visual notification devices. Each device has up to 48% savings in current draw compared to similar products. The whole range is easy to install and has voltage test points for quick troubleshooting and easy spot checking, saving time on both installation and maintenance.

Wall mount horn HNR



Typical applications:

The horns are ideal for retrofit jobs, limited space environments and pre-existing wire configurations.

Ceiling mount horn HNWC



Typical applications:

The horns are ideal for retrofit jobs, limited space environments and pre-existing wire configurations.

Wall mount horn strobe/synchronised strobe HSR/STR



Typical applications:

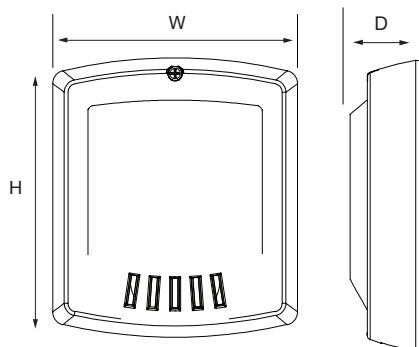
With the range of settings for both audio and visual purposes, these products are effectively 9 models in 1 appliance. With this functionality, and both ceiling and wall mount options available, it will meet almost any build requirements.

The synchronised option enhances both the sound and light output by keeping the outputs of multiple devices in sync.

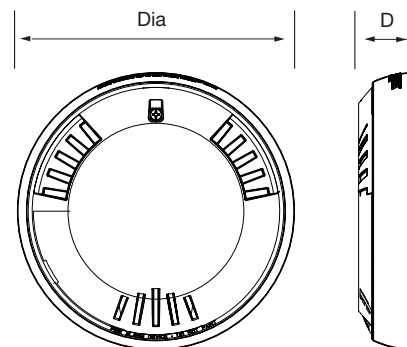
Ceiling mount horn strobe/synchronised strobe HSWC/STWC



Dimensions



Description	H (mm)	W (mm)	D (mm)
Wall mount horn HNR	133	116	56
Wall mount horn strobe/ synchronised strobe HSR/STR	131	131	110



Description	Diameter (mm)	Depth (mm)
Ceiling mount horn HNWC	166	34
Ceiling mount horn/ synchronised strobe HSWC/STWC	166	34

UL intelligent addressable systems

Devices - horns and strobes

Wall mount outdoor
synchronised strobe
RSSWP-2475W-FR



Ceiling mount outdoor
synchronised strobe
RSSWP-2475C-FW



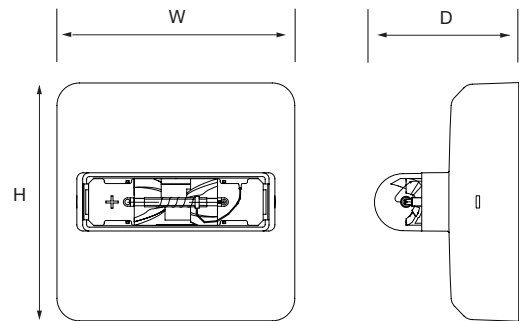
Typical applications:

The outdoor synchronised strobes are UL certified to meet adverse weather conditions. They are perfect for builds where outdoor indication is required.

These units use a universal, common mounting base making them ideal for retrofit jobs, limited space environments and pre-existing wire configurations.



Dimensions



Description	H (mm)	W (mm)	D (mm)
RSSWP*	131	131	110

*Both wall mount and ceiling mount variants

Catalogue Numbers

Description	Code
HNR Wall mount horn	HNR
HNWC Ceiling mount horn	CN128972
HSR Wall mount horn strobe	HSR
HSWC Ceiling mount horn strobe	CN127464
STR Wall mount synchronised strobe	STR
STWC Ceiling mounted synchronised strobe	CN127488
RSSWP-2475W-FR Wall mount outdoor synchronised strobe	CN129013
RSSWP-2475C-FW Ceiling mount outdoor synchronised strobe	CN124446
WPSBB -R Exposed conduit, surface mount back box (RED)	CN109751
WPSBB-R + WP-KIT Concealed conduit surface mount back box (RED)	CN109751 + CN104486

Pull stations

The addressable pull stations are constructed of high quality, die cast metal for long lasting performance. The range consists of the UL listed MPS range of pull stations and the UL listed fast response input initiating module (ULMCIM-C).

Single action addressable pull station

UMPS-100/
UMPS-100WP



Typical applications:

Indoor/weatherproof pull station for use with addressable systems (UMPS-100/UMPS-100WP).

A dual action model is also available (UMPS-200, not shown), where the push bar rotates inward allowing the pull handle to be grasped in a one handed motion.

Single action conventional pull station

SG42BK2



Typical applications:

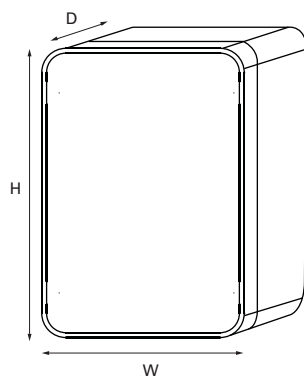
Cost effective conventional version of the single action pull station, must be used in conjunction with ULMIU872.

Back box ordered seperately.



Pull station detail

Dimensions



H (mm)	W (mm)	D (mm)
118	80	80

Catalogue numbers

Description	Code
Single action pull station, supplied with back box (addressable)	UMPS-100
Weatherproof single action pull station	UMPS-100WP
Double action pull station	UMPS-200
Weatherproof double action pull station	UMPS-200WP
Micro zone monitor unit	ULMIU872
Micro single channel input unit (recognised as callpoint)	ULMCIM-C
Conventional single action pull station (back box ordered seperately)	SG42BK2
Conventional double action pull station (back box ordered seperately)	SG42BK1
Back box for conventional, surface mounting	SGB32S
Back box for conventional, weatherproof	SGB-32C



Interfaces

We supply an extensive range of interfaces to support our UL control panels. Interfaces allow for a wide variety of installations to be simplified without the use of specialist or customised equipment. For assistance deciding which interfaces will benefit you the most, contact our technical support team;
firetechsupport@eaton.com

4 Way Sounder Controller Unit ULCSC354



Typical applications:

The unit connects 4 lines of conventional output devices on a single address to an addressable panel. Ideal for when specialist devices with a high current draw are required, such as Eaton's UL ceiling and wall horns/strobes. Or where conventional sounder circuits are in a remote location away from the fire alarm control panel.

Shop monitor unit ULCSUM355



Typical applications:

The shop monitor unit is designed to allow small units with conventional fire systems to be fully integrated with a main intelligent addressable fire system.

It is ideal for connecting individual shop units into a main shopping centre system.

Spur isolator unit ULCSI350



Typical applications:

The spur isolator unit enables a spur of intelligent addressable devices to be connected to a main analogue loop. This simplifies the installation of remote parts of buildings or system extensions.

3 channel I/O unit ULCIO351



Typical applications:

The 3 channel input/output unit enables simple interfacing between the fire system and other equipment such as nurse call systems or access control systems. The inputs are fully monitored for open and short circuits.

230V ac relay unit ULCMIO353



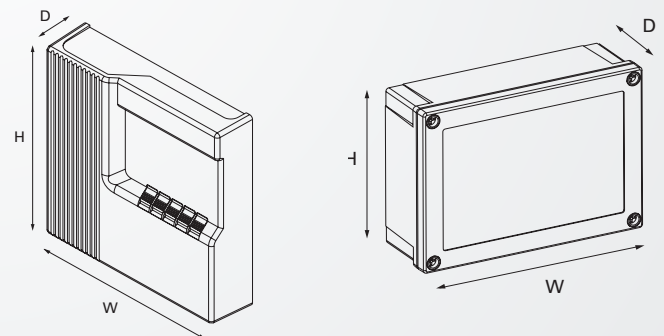
Typical applications:

Enables simple interfacing between the fire system and other equipment such as nurse call systems or access control systems.

The ability of the output unit to switch mains also makes the unit ideal for plant control or mains powered door holders.

The input is monitored for open and short circuits so can be used for fire input applications such as monitoring sprinkler flow switches.

Dimensions



Description	H (mm)	W (mm)	D (mm)
Interface units	129	180	60
4 way sounder controller unit	300	300	74

Micro interfaces

Whilst our standard UL interfaces are designed to be installed in the position required on the loop, our range of micro interfaces can sit within a panels' enclosure.

Micro single channel output units ULMCOM/ULMCOM-S



Typical applications:

The Micro Single Channel Output Unit (ULMCOM) is suitable for switching low voltage (24V dc at 1A maximum), via a set of non latching relay contacts.

It is also suitable for switching HVAC control circuits, plant shutdown control circuits, fire door closure etc.

The ULMCOM-S is identified by the panel as a sounder.

Micro single channel input units ULMCIM/ULMCIM-C



Typical applications:

The Micro Single Channel Input Unit (ULMCIM) is suitable for monitoring a set of normally open, volt free contacts such as sprinkler system flow switches and auxiliary panel fire/fault signals. Other examples include non-fire input signals such as flow valve open contacts, generator start up, fire door closed etc.

The ULMCIM-C is identified by the panel as a call point and is designed for use with pull stations.

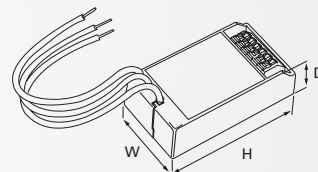
Micro zone monitor unit ULMIU872



Typical applications:

The Micro Zone Monitor Unit (ULMIU872) is suitable for monitoring a zone of up to 20 UL approved conventional detectors.

Dimensions



H (mm)	W (mm)	D (mm)
65	35	18.5

We offer an enclosure for our micro interfaces, see p36.

Catalogue numbers

Description	Code
4 way sounder controller unit	ULCSC354
Shop monitor unit	ULCSUM355
Spur isolator unit	ULCSI350
3 Channel input/output unit resets on reset	ULCIO351
120V/230V ac relay u.nit	ULCMIO353
ULMIU872 Micro zone monitor unit	400025FIRE-0052X
ULMCOM Micro single channel output unit (recognised as output unit)	400015FIRE-0058X

Description	Code
ULMCOM-S Micro single channel output unit (recognised as sounder)	400016FIRE-0061X
ULMCIM Micro single channel input unit (recognised as input unit)	400013FIRE-0049X
ULMCIM-C Micro single channel input unit (recognised as callpoint)	400014FIRE-0055X
Mini module box unit (empty box)	ULBU



Contents


Two-wire and conventional fire systems

Two-wire fire system

BiWire Flexi controls panels **61**



BiWire devices **63**



Conventional fire system

EFCV8 series panel **65**



FXP2200 series panel **67**

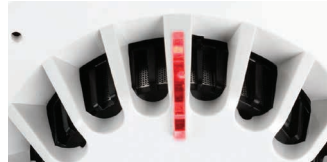


CF5000 series panel **69**



Conventional devices

Detectors and indicators **71**



Bases **73**



Beam detectors **73**



Duct probe detector **74**



Callpoints **75**



Bells **76**




Sounders **77**




Visual alarm devices **79**



Indicators **81**



Sounder indicators **82**



Door retainers **83**



Auxiliary power supply **84**



Sign boards **85**



EFBW series BiWire Flexi control panel



BiWire Flexi combines two technologies to provide a truly versatile fire safety solution.

The panel can be configured to allow either two-wire or conventional devices to work on a zone. Each zone is individually configurable so a mixture of types can therefore be installed on the same system. This provides the flexibility to utilise all the time-saving benefits of a two-wire system with the ability to use a wide range of conventional devices, where required.

The BiWire Flexi fire alarm system is certified to EN54 part2 and part 4 and is designed to meet the recommendations of BS5839.

Features

- Configure zone wiring to work as either a conventional or two-wire system
- Available in 2, 4 and 8 zone variants
- Allows the connection of an existing conventional system to a BiWire system
- Compatible with Eaton BiWire Flexi and conventional EN 54-23 certified visual alarm devices (VADs)

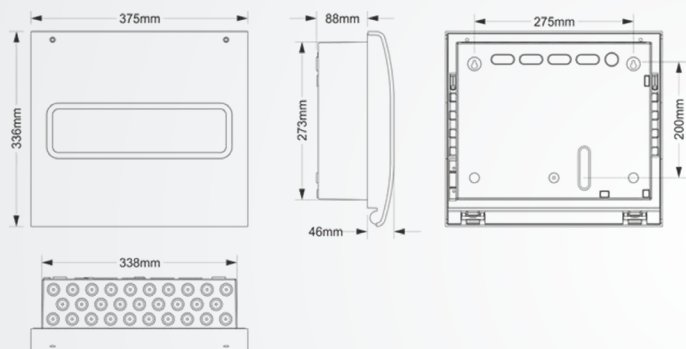
Benefits

- Reduces stock-holding and enables the fire system to adapt to the demands of the customer or application
- Can be used in a wide variety of applications and is very simple to install
- Save time, money and effort when undertaking system extensions and upgrades

Conventional and two-wire systems

BiWire Flexi series

Dimensions



	H (mm)	W (mm)	D (mm)
Complete Panel	336	375	134
Back Box	273	338	88-

Catalogue numbers

Description	Code
2 zone BiWire Flexi panel*	EFBW2ZFLEXI
4 zone BiWire Flexi panel*	EFBW4ZFLEXI
8 zone BiWire Flexi panel*	EFBW8ZFLEXI
2 zone relays + FRE/FPE	BWOB2Z
4 zone relays + FRE/FPE	BWOB4Z
8 zone relays + FRE/FPE	BWOB8Z
BiWire repeater panel*	EFBWCV-REPEATER
BiWire End of line module	EOLM-BW-3
Conventional End of line module	EOLM-1
12V, 5Ah battery (1pc*) *2 required	MB512

* Panels are shipped without batteries inside them. Batteries should be ordered separately.



Compatible devices

Eaton's BiWire Flexi can support up to 416 devices* in total. Certified to EN54 parts 2 and 4 it is designed to meet the recommendations in BS5839.

The BiWire Flexi offers innovative devices with the latest technology, including a unique set of beacons that comply with EN54-23, the latest beacon standard.

*8 Zone panel

Please note that current BiWire devices such as detectors, call point, sounder and VADs are only compatible with Eaton BiWire Ultra and Flexi panels.

Wall sounder VAD EF009SB



Weatherproof variant



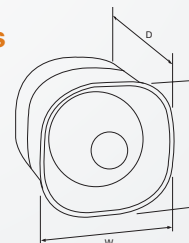
Features

- Certified to EN54-3 and EN54-23
- High sound output and durable design
- Weatherproof option

Benefits

- Certified for Fire use
- Ideal for high noise environments
- Suitable for open areas, as well as outdoor use
- Easy to maintain and service

Dimensions



Description	H (mm)	W (mm)	D (mm)
Wall sounder VAD	110	110	100
Weatherproof	106	106	91

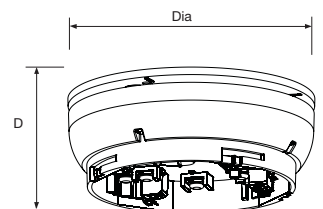

Base sounder and base sounder VAD EF5021BWS / EF5021BWSB

Features

- Available in both sounder only and sounder VAD
- Certified to EN54-3 & EN54-23
- Standalone base sounder or base sounder VAD offers the flexibility of use with or without the detector
- Cover plate (optional)

Benefits

- First fix base, offers a compact design and reduces time of installation of the base with the detector
- Easy to maintain and service



Description	Dia (mm)	D (mm)
Base sounder and base sounder VAD	115	44

Two-wire systems

BiWire series

5 in 1 Detector

EFBW5IN1DET

Features

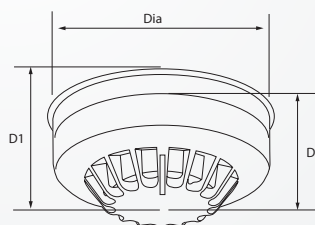
- Five modes in one detector
- Offers a range of detector types
- 360° indicator LED using lightpipe technology
- Quick and simple to install
- Easy to maintain/service

Benefits

- Suitable for a broad range of applications
- Wide viewing angle for increased LED visibility
- Positive “lock” indication
- Discreet design for incorporation into any decor

Dimensions

Description	Diameter (mm) (incl base)	Depth (mm) (incl base)	Depth (mm) (excl base)
5 in 1 Detector	104	55	42



Surface/flush and weatherproof callpoint


EF201BWCP / EF203BWCPWP

Features

- Fast fit clip on front cover
- Heavy duty terminals
- Two models available:
 - Internal
 - Weatherproof (IP65)
- Single tool for test and access
- Robust construction

Benefits

- Quick and simple to install
- Easy to maintain and service
- Versatile installation
- Weatherproof variant suitable for outside use



Catalogue numbers

Description	Code
Wall sounder	EF009
Wall sounder, weatherproof	EF009WP
Wall sounder VAD	EF009SB
Wall sounder VAD, weatherproof	EF009SBWP
BiWire base sounder first fix	EF5021BWS
BiWire base sounder VAD first fix	EF5021BWVSB
Detector 5 in 1	EFBW5IN1DET

Description	H (mm)	W (mm)	D (mm)
Flush mounted	87	87	36
Surface mounted	87	87	57
Weatherproof	87	87	59

BiWire and conventional detector base	EFXN520
Sounder base (shallow)	EF5023S
Optical BiWire Detector	EFBWOPTDET
Callpoint	EF201BWCP
Callpoint weatherproof	EF203BWCPWP
External Relay 24V	BWEXTR24V
External Relay 230V	BWEXTR230V

EFCV8Z

Conventional control panel



Eaton's 8 zone conventional fire system panel delivers a straightforward, intuitive interface that makes programming and maintenance simple.

Approved to EN54-2&4, it offers a comprehensive set of functionalities in a modern, robust and discrete enclosure. It's appearance and performance makes the panel well suited for life safety notification in a wide variety of small to medium sized buildings, particularly schools, warehouses, retail stores and office buildings.

With the addition of an isolator barrier the panel has the additional flexibility to monitor standard or

intrinsically safe conventional zone circuits, making it suitable for industrial applications.

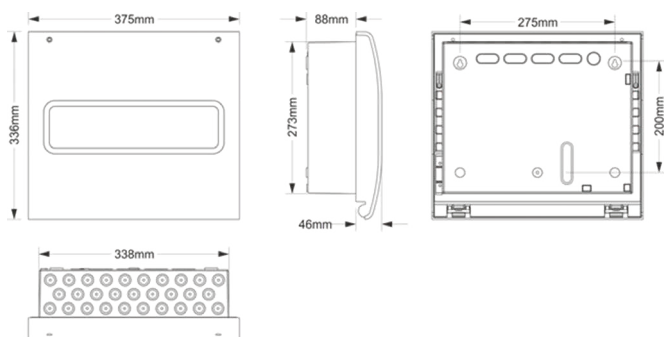
Benefits

- Zones switchable between standard conventional and intrinsically safe zones (using isolator barrier)
- One man test facility
- Class change input
- Interlink relay functionality for connecting 2 panels together
- Interlink relay allows for greater system flexibility
- Supports an expansion card for Fire Routing Equipment, Fire Protection Equipment and fire relays per zone
- Modern and discreet enclosure

	EFCV8ZONE
No. of zones	8
Detectors per zone	32
Maximum loading per zone	32mA
Repeater Port	✓
No. of sounder circuits	4
Maximum loading per sounder circuit	250mA



Dimensions




	H (mm)	W (mm)	D (mm)
Complete Panel	336	375	134
Back Box	273	338	88

Catalogue numbers

Description	Code
Eaton 8 Zone Conventional Panel*	EFCV8Z-NB
Eaton 8 Zone Conventional Panel	EFCV8Z
End of Line Module	EOLM-1
8 Zone Relays + FRE/FPE	BW0B8Z
12V, 5Ah battery (1pc*) *2 required	MB512
MB512 battery (order 2 for each panel)	MB512

* Panels are shipped without batteries inside them. Batteries should be ordered separately.

FX2200CPD series Conventional control panel



"A flexible conventional solution that ensures ease of use and high reliability"

The FX2200CPD range of conventional control panels provide a solution to any conventional system requirement. The advanced features include a simple "one-shot" user test facility, class change contacts, battery voltage alarms and charger temperature compensation, all included as standard to ensure ease of use and high reliability.

Attention to detail is emphasised by the neat log book holder feature, allowing essential records to be stored close to hand, ready for quick reference. For larger installations, custom configuration of the panels offers even greater flexibility, allowing

project specific requirements to be easily met, in a competitive and cost effective package.

Benefits

- Compact design
- Surface or semi-flush mounting
- Numerical access code (no lost keys)
- 2 or 4 zones panels
- Flexible, high specification system
- Simple "one-shot" auto-reset user test facility
- Maintenance free poly switch circuit protection, with auto reset

	FX2202	FX2204
No. of zones	2	4
Detectors per zone	32	32
No. of alarm circuits	2 (4 on FX2202CR)	2 (4 on FX2204CR)

Conventional systems

FX2200 series

Compatible Repeater Panel

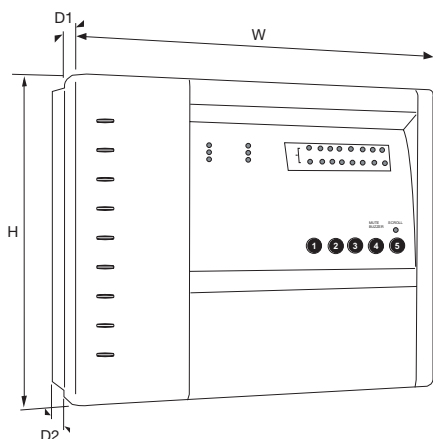
To complement the FX2200 range a repeater panel is available for connection to the 4 zone control panel. Specifically designed for ease of installation, it requires only 2 interconnecting wires from the main panel, saving material cost and labour time. Further repeater panels can be cascaded which does not affect standby time as each has its own mains supply and standby battery. The repeater displays all the same functions as the main panel and includes an indicator test facility.

Features

- Charger with built in temperature compensation
- Displays essential information at other key locations in a large building/site
- Zone fire and fault conditions
- Test mode in operation
- Zones or alarm lines in disabled mode



Dimensions



	H (mm)	W (mm)	D1 (mm)	D2 (mm)
2 / 4 zone panel	270	332	45	47
Cut-out	265	327	-	-

Note: If surface mounting add D1 and D2 to obtain depth dimension

Catalogue numbers

Description	Code
Conventional 2 Zone Panel	FX2202CPD
Conventional 2 Zone Panel*	FX2202CPD-NB
Conventional 4 Zone Panel	FX2204CPD
Conventional 4 Zone Panel*	FX2204CPD-NB
Conventional Repeater Panel	FXRP2200
Steel Back Box (for use with FX2202/4/8)	FX22003300 MB
Fire Alarm System Log Book	MFALOG
12V 3.2Ah SLA *1 required	MB3A212

* Panels are shipped without batteries inside them. Batteries should be ordered separately.

CF5000 series Conventional control panel



“Contemporary and compact panel design that provides a solution to any conventional system requirement”

The new CF5000 conventional control panel is currently available in a 16 zone version. The panel features an array of user friendly features and are available at very competitive prices. The attractive flush or surface mountable plastic enclosure, with metal back box, has been designed through intensive voice of the customer research to provide ample space for termination of cables.

Benefits

- Zonal relay card as standard
- One man test facility
- Non latching zone feature
- Class change input
- Fire and fault relays
- Discreet enclosure
- Supplied complete with battery for 24 hour standby

CF50016

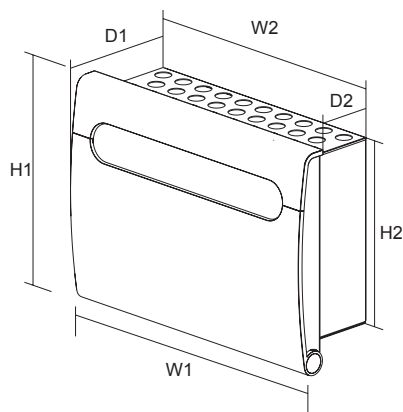
No. of zones	16
Detectors per zone	30
No. of alarm circuits	4
Zonal relay card	✓

Conventional systems

CF5000 series



Dimensions



Description	H1 (mm)	W1 (mm)	D1 (mm)	H2 (mm)	W2 (mm)	D2 (mm)
	Total height	Total width	Total depth	Back box height	Back box width	Back box depth
16 Zone	276	375	136	232	335	96

Catalogue numbers

Description	Code
16 zone control panel	CF50016
Fire alarm system log book	MFALOG
16 zone panel*	EFCV16Z-NB
12V 4Ah SLA battery *2 required	MB412

* Panels are shipped without batteries inside them. Batteries should be ordered separately.

Detectors and remote indicator

The conventional range offers a multi-mode, 5 in 1 detector (FXN922), covering many building needs. It's quick and simple to install with a stylish low profile design. The detector is mounted on our standard conventional base (EFXN520) but can also be used in conjunction with our relay base (FXN520R) for local switching. Each detector is fitted with a 360° viewable LED for indication.

This multi-mode detector can be configured to operate as either an optical detector, photo-thermal detector or 1 of 3 heat detector modes (A1R, BS, CS) using the four position switches located at the back of the detector. The FXN922 is certified for use in all 5 modes.

Multimode detector FXN922



Base not included. See p73 for compatible bases.

Optical smoke detector mode

Typical applications:

Suitable for most applications.
Fastest response to slow burning or smouldering fires which give rise to large visible smoke particles.

Rate of rise heat detector mode

Typical applications:

Environments where the ambient conditions might cause false alarms with smoke detectors.
Examples include areas with high levels of dust or fumes.

Fixed heat detector (92°) mode

Typical applications:

Environments where the ambient heat levels are likely to be above normal temperatures, such as restaurant kitchens.

Photo-thermal detector mode

Typical applications:

Responds quickly to fast clean burning fires.
Maintains the advantage of optical detectors when detecting smouldering fires.

Fixed heat detector (77°) mode

Typical applications:

Environments where a change in temperature is a likely occurrence. Using a fixed heat negates false alarms from insignificant temperature rises.

Note:

We can also supply separate detectors for each individual mode if they are required. These are displayed in the catalogue numbers in the table over the page.

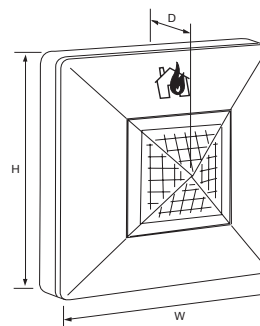
Remote indicator FX251D



Typical applications:

The remote indicator is ideal for applications such as void spaces or outside locked or inaccessible rooms to provide indication of the activation of an automatic detector.

Dimensions



Description	H (mm)	W (mm)	D (mm)
Remote indicator	87	87	49

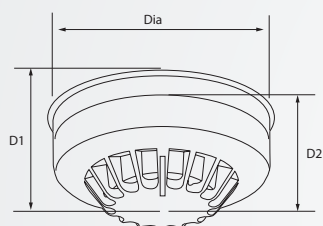
Conventional systems

Devices - detectors and remote indicators

Performance

Feature	Optical smoke mode	Photo-thermal mode	Rate of rise mode	Fixed heat 77 °C mode	Fixed heat 92 °C mode
Area coverage (subject to local standards)	100m ²	100m ²	50m ²	50m ²	50m ²
Heat class	N/A	A2S	A1R	BS	CS
Alarm temperature	N/A	60 °C	60 °C	77 °C	92 °C

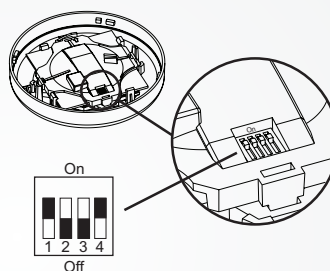
Dimensions



Description	Diameter (mm) (incl base)	Depth (mm) (incl base)	Depth (mm) (excl base)
Multimode detector*	104	42	55
Optical smoke detector	104	33	45

* All other conventional detectors share same dimensions

Switch settings



Description	SW1	SW2	SW3	SW4
Optical mode	-	OFF	OFF	OFF
Photo-thermal mode	-	OFF	OFF	ON
Rate of rise mode	-	ON	OFF	OFF
Fixed heat 77° mode	-	OFF	OFF	ON
Fixed heat 92° mode	-	ON	ON	OFF



Catalogue numbers

Description	Code
5 in 1 Multi-Mode Detector FXN922	400017FIRE-0031X
Optical Smoke Detector	EFXN533
Photo-Thermal Detector	EFXN632
Rate of Rise Heat detector	EFXN525
Fixed Heat Detector 77 °C	EFXN524
Fixed Heat Detector 92 °C	EFXN526
Remote Indicator	CIR301
Weatherproof Remote Indicator	CIR301WP

Bases

There are two types of conventional detector bases, compatible with our range of detector heads to provide a wide functionality for different applications. The standard base (EFXN520) is a general use product, providing a foundation for our conventional detectors, whereas the relay base (FXN520R) provides a local relay signal in the event of its host detector being triggered, making it ideal for instigating a local response.

Standard base EFXN520



Typical applications:

General use product, suitable for use in most indoor applications.

Relay base FXN520R



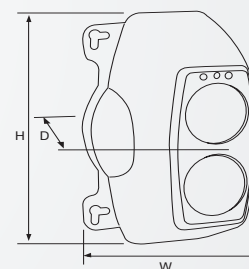

Typical applications:

Areas where a local response is required.

Beam detectors

There are two zone powered reflective beam detectors designed to be fully compatible with our conventional control panels. The MBD50R has a range of up to 50 meters and the MBD100R has a range of up to 100 metres. Neither require a power supply and both are equipped with a simple set up mode to enable easy and quick alignment during installation.

Conventional reflective beam detector MBD50R / MBD100R

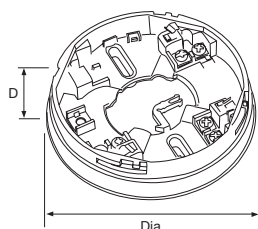


Typical applications:

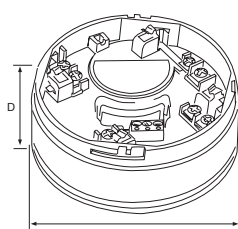
Large open areas such as warehouses, manufacturing plants, shopping centres, airports etc.

H (mm)	W (mm)	D (mm)
210	130	120

Dimensions



Standard base



Relay base

Description	Dia (mm)	D (mm)
Standard base	104	22
Relay base	102	40

Features

	MBD50R	MBD100R
Operating range	5 to 50 metres	50 to 100 metres
Tolerance to beam misalignment at 35%	Detector $\pm 0.8^\circ$, prism $\pm 5.0^\circ$	Detector $\pm 0.8^\circ$, prism $\pm 5.0^\circ$
Fire alarm thresholds	2.50dB (25%) 3.74dB (35%) 6.02dB (50%)	2.50dB (25%) 3.74dB (35%) 6.02dB (50%)
Optical wavelength	880nm	880nm

Beam detectors have 3 operating modes:

Prism targeting mode designed to provide simple initial alignment of beam and reflector assembly.

Alignment mode enables accurate fine tuning of beam alignment without the need for additional calibration equipment or a second operator.

Normal running mode during standard operation.


Conventional systems

Devices - duct probe detector

Duct probe detector

The presence of smoke in a ventilation duct is detected by sampling the airflow through the duct via two sampling tubes. An optical detector and base are mounted within the sampling chamber, which is located on the external skin of the duct, with sample and exhaust probes passing into the duct in an area of low turbulence.

Duct probe unit MDP201



Typical applications:

Detecting presence of smoke in ventilation ducts.

Duct probe unit shown with optical detector - **detector and base must be ordered separately.**

Features

Duct width range	300mm to 1500mm 5 to 50 metres
Duct air speed range	1m/s to 20m/s Detector $\pm 0.8^\circ$ Prism $\pm 5.0^\circ$
Temperature range	-20°C or +60°C

Catalogue numbers

Description	Code
Standard base	EFXN520
Relay base	FXN520R
Reflective beam detector (50m range)	MBD50R
Reflective beam detector (100m range)	MBD100R
Mounting bracket	MRBFP
Duct probe unit	MDP201



Duct probe units can be used to detect the presence of smoke in a ventilation duct

Callpoints

Two versions of the conventional callpoint are available, the surface or flush mounted FX201 or the weatherproof FX203. Both have an integral short circuit isolator and are very simple to install. The callpoints are packaged with 2 frangible glass elements and test key, with a comprehensive range of further devices available.

Surface/flush mounted callpoint CX201



Typical applications:

General use product, suitable for use in most indoor applications.

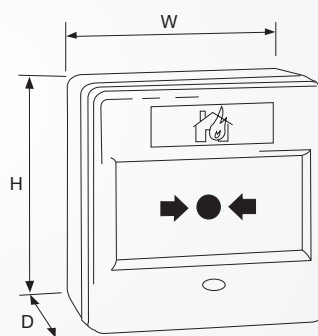
Weatherproof callpoint CX203



Typical applications:

Builds requiring a callpoint in harsh conditions. For example, outside or in a wash down area.

Dimensions



Description	H (mm)	W (mm)	D (mm)
Surface mounted	87	87	57
Flush mounted	87	87	36
Weatherproof	87	87	59

Features

	CX201	CX203
Fast fit clip	✓	✓
Heavy duty terminals	✓	✓
Ingress protection	IP24D	IP65


Catalogue Numbers

Description	Code
Surface/flush callpoint	CX201
Weatherproof callpoint	CX203
CXPC Protective hinged cover (pack of 10)	CXPC
Spacer plates (pack of 10)	MBGSP
MBGBEZ Recessing bezels (pack of 10)	MBGBEZ
MBGREKIT Resettable element kit (pack of 10)	MBGREKIT
FX5G Spare break glasses (pack of 10)	FX5G
Earth continuity links (pack of 5)	MBG119
MFBGKEY3 Callpoint keys (pack of 10)	MFBGKEY3

Further accessories:



Callpoint shown with protective hinged cover



Callpoint recessing bezel

Bells

Bells still remain a popular choice for many applications where they can sometimes be used as a signal for non-fire purposes, such as class change in a school.

Internal 6 inch bell

CFB6D24

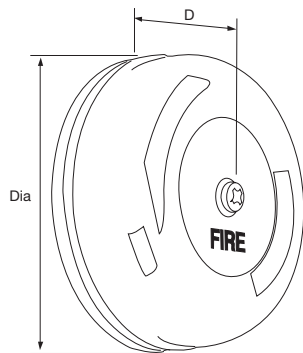


Typical applications:

Can be used for non-fire applications, such as class change in a school.



Dimensions



Internal 6 inch bell

Description	Dia (mm)	D (mm)
6 inch internal bell	152	63

Sound output

	CFB6D24	MWB824
Sound Output	93-95dB(A) at 24V dc	95dB(A) (+/-2)

Catalogue numbers

Description	Code
Internal 6 inch bell	CFB6D24

Sounders

We have an extensive range of conventional sounders, designed to meet every specification's functional and aesthetic needs. Completely EN54 Pt. 3 certified, each sounder offers a unique solution to your conventional system requirements.

Flush sounder FX003



Typical applications:

Ideal for retail, hotel and residential applications such as sheltered housing.

Surface sounder ROLP-R-S



Typical applications:

This all-purpose sounder has been designed to be both robust and aesthetically pleasing to meet many build requirements.


Weatherproof surface sounder ROLP-R-D



Typical applications:

The weatherproof sounder is perfect for harsh weather conditions where a sounder is needed. With selectable tones a high volume can be easily achieved meaning this sounder functions well in outdoor settings.

High output wall sounder FX007



Typical applications:

With a maximum output of 120dB(a), this sounder is ideal for areas with high ambient noise levels like warehouses.

Low current wall sounder MLC624



Typical applications:

Designed to provide a high sound output with a low current consumption the MLC624 is perfect for areas where high sound levels need to be achieved but sounder circuit capacity is limited.

Base mountable sounder FXN824



Typical applications:

With a slim and aesthetically pleasing design this base sounder is ideal for applications such as hotel bedrooms where a detector/sounder or a detector/sounder-beacon is required.

Please note a detector base is still required when used in conjunction with a detector



Wall sounder detail

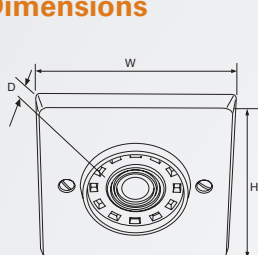
Conventional systems

Devices - sounders

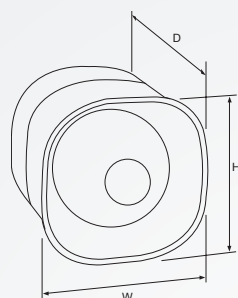
Sound output

	FX003	ROLP-R-S	FX007	MLC624	FXN824
Sound output	98dB(a) at 1 Metre (+/-2)	105dB(a) max (+/-2) at 24V dc	120dB(a) (+/-2) Max at 1m (tone 5) 114dB(a) (+/-2) Max at 1m (tone3)	100dB(a) at 24V dc	80/90dB(a) (+/-3) @ 1 Metre
Tones	32	32	32	3	8

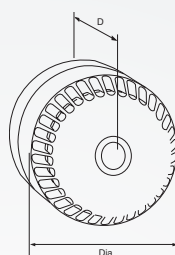
Dimensions



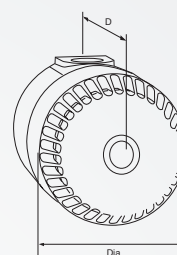
Flush sounder



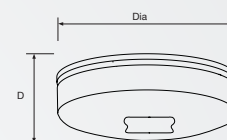
Wall sounder



Surface sounder



Weatherproof surface sounder



Base mountable sounder

Description	H (mm)	W (mm)	D (mm)
Flush sounder	86	86	36
High output wall sounder	105	105	95
Low current wall sounder	105	105	95

Description	Dia (mm)	D (mm)
Surface sounder	93	63
Weatherproof surface sounder	93	93
Base mountable sounder	111	26

Catalogue Numbers

Description	Code
Flush sounder, red	FX003
Flush sounder, white	FX003W
Low profile surface sounder, red	ROLP-R-S
Weatherproof deep base surface sounder back box, red (IP65)	ROLP-R-D
High output wall sounder	FX007
Low current wall sounder	MLC624
Base mountable sounder	FXN824/MDS824
Blanking plate for FXN824 (pack of 5)	MDS824COV
Deep base for surface sounder (IP65)	FX000WP



Visual alarm devices (VADs)

From 31st December 2013 a new beacon standard, EN 54-23 became mandatory throughout the EU where Construction Product Regulation (CPR) applies. It directly affects the use of visual alarm devices (VADs) in fire detection and alarm systems for non-domestic premises. Its purpose is to standardise the requirements, test methods and functional criteria of VADs to ensure that their visual performance is measured and presented in a uniform manner.

Eaton's LX range has been designed to comply with the new EN 54-23 standard. With current consumption as low as 10mA, the range has been developed to provide the lowest current consumption with the highest possible coverage. Three years in the making, the LX range, available for wall and ceiling applications, features a number of patented technologies including an innovative lens and flash pattern.

Solista LX wall FXSOLWRS



Typical applications:

With both a shallow base and deep base option the Solista meets requirements of a large range of builds.

Solista LX ceiling FXSOLCWS



Typical applications:

The ceiling option Solista helps to cover different types of room sizes to meet the requirements of the CoP 0001 design guidelines.

RoLP LX wall FXROLPWR



Typical applications:

The RoLP LX Wall is ideal for dual use applications where a visual alarm device is required in addition to an audible alarm.

The RoLP LX Wall is available to use with any standard RoLP sounder.

Symphoni LX wall FXSYG1WR



Typical applications:

The Symphoni LX Wall base can be used in combination with any standard Symphoni sounder.

Its high sound output makes it suitable for open areas or areas where there is higher than normal background noise.

Symphoni LX WP wall (weatherproof) FXSYG1WR-WP



Typical applications:

The Symphoni LX WP Wall device offers a weatherproof alternative to the Symphoni LX Wall device. With an ingress protection rating of IP66, it is suited for wet and outdoor environments.

These products are all **red flash**, for more options please contact:

firetechsupport@eaton.com

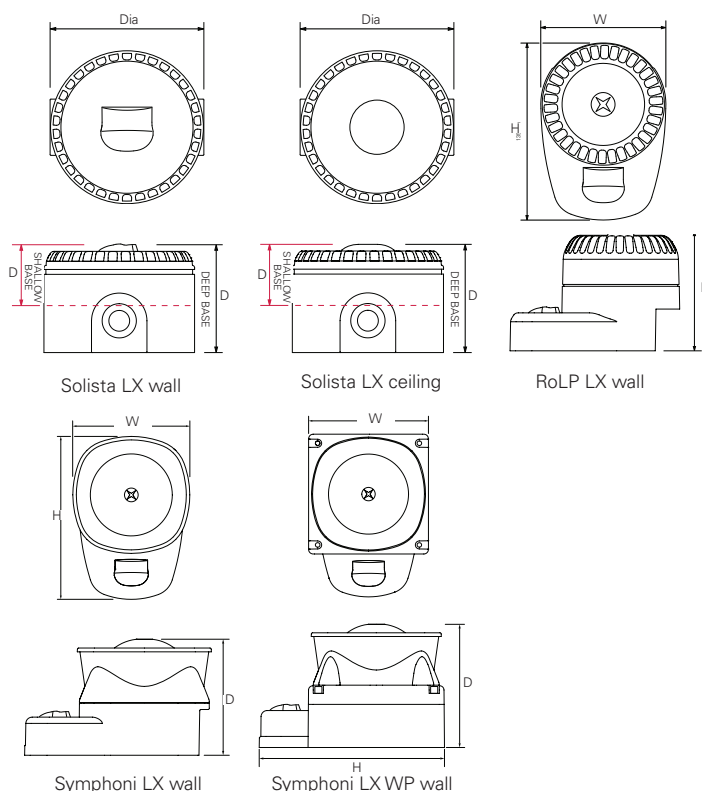
Performance

	Solista LX wall	Solista LX ceiling	RoLP LX wall	Symphoni LX wall	Symphoni LX WP wall
Sound output	N/A	N/A	102dB(A) (Typical tone 3 - RoLP)	100dB(A) (Typical tone 3 - Symphoni)	100dB(A) (Typical tone 3 - Symphoni)
Minimum current consumption	10mA	10mA	22mA	15mA	15mA
EN54-23 coverage reference	W-2.4-7.5	C-3-7.5	W-2.4-7.5	W-2.4-7.5	W-2.4-7.5
Coverage volume	135m ³ (15m ³)	132m ³ (21m ³)	135m ³ (15m ³)	135m ³ (15m ³)	135m ³ (15m ³)
Flash rate	1Hz (switchable to 0.5Hz)	1Hz (switchable to 0.5Hz)	1Hz (switchable to 0.5Hz)	1Hz (switchable to 0.5Hz)	1Hz (switchable to 0.5Hz)

Conventional systems

Devices - EN54-23 visual alarm devices

Dimensions



Description	Dia (mm)	D (mm)	W (mm)	H (mm)
Solista LX wall deep base	93	66	-	-
Solista LX wall shallow base	93	38	-	-
Solista LX ceiling shallow base	93	37	-	-
RoLP LX wall	-	95	95	135
Symphoni LX wall	-	92	106	147
Symphoni LX WP wall	-	92	106	147

Catalogue numbers

Description	Code
Solista wall red body shallow base	FXSOLWRS
Solista wall red body deep base	FXSOLWRD
Solista LX ceiling	FXSOLCWS
RoLP wall red body base and sounder	FXROLPW
FXROLPW-B RoLP wall red body base only	FXROLPW-B
Symphoni LX wall red body	FXSYG1WR
Symphoni LX wall weatherproof red body	FXSYG1WR-WP



For more guidance on EN-54-23 and placement of VADs, refer to our Fire Installer's Mate pocket guide.



Indicators

In areas which do not have to meet the new regulations regarding EN54-23 visual alarm devices, our range of indicators can still provide reliable light indication.

Low profile LED indicator MLB124SB



Typical applications:

In regions where the EN54-23 VADs standard is not a requirement, the LED indicator can be used as an indicating device.

Weatherproof LED indicator MLB124DB

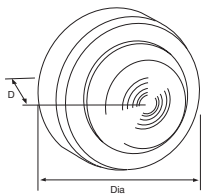


Typical applications:

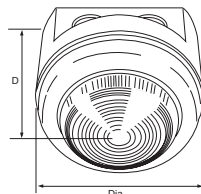
The weatherproof version of the LED indicator provides an IP65 option ideal for outdoor use.



Dimensions



Low profile LED indicator



Weatherproof LED indicator

Description	W (mm)	D (mm)
Low profile LED indicator	95	53
Weatherproof LED indicator	95	80

Note: From 31st December 2013 a new beacon standard, EN 54-23 became mandatory across Europe where Construction Product Regulation (CPR) applies. If you are in a region where this standard applies please understand that these indicators do not meet the requirements of the new standards - **see p79 for compliant beacons and sounder beacons**

Catalogue numbers

Description	Code
Low profile LED beacon	MLB124SB
Weatherproof LED beacon	MLB124DB

Conventional systems

Devices - sounder indicators


Sounder indicators

In areas which do not have to meet the new regulations regarding EN54-23 visual alarm devices, our range of sounder indicators can still provide excellent sound quality and light indication.

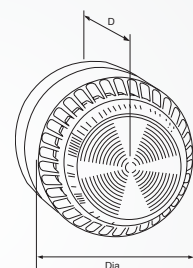
Xenon sounder indicator FL-RL-R-S



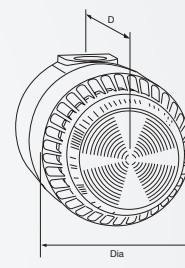
Weatherproof Xenon sounder indicator FL-RL-R-D



Dimensions



Xenon sounder indicator



Weatherproof xenon sounder indicator

Typical applications:

In regions where the EN54-23 VADs standard is not a requirement, the xenon sounder indicator provides an alternative option to the xenon indicator - where an audible warning is required in addition to light indication.

Typical applications:

The weatherproof version of the sounder indicator is IP65 rated which allows for installation in harsher environments.

Description	Dia (mm)	D (mm)
Xenon sounder indicator	93	92
Weatherproof xenon sounder indicator	93	121

Sound output

XENON sounder indicator, FL-RL-R-S/FL-RL-R-D

Sound output	101dB(a) at 24V dc (typical tone 3)
Tones	32

Note: From 31st December 2013 a new beacon standard, EN 54-23 became mandatory across Europe where Construction Product Regulation (CPR) applies. If you are in a region where this standard applies please understand that these indicators do not meet the requirements of the new standards - **see p79 for compliant beacons and sounder beacons**

Catalogue numbers

Description	Code
Conventional xenon sounder indicator	FL-RL-R-S
Weatherproof IP65 xenon sounder indicator	FL-RL-R-D

Door retainers and relay unit

Door retainers enable doors to be held open under normal conditions but automatically be released in the event of fire alarm activation.

Eaton have a range of door retainers which are robust and simple to install. Both floor and wall mounted retainers, with either mains or 24V dc power supplied variations, are available.

Heavy duty door retainer MDR240/MDR24L



Typical applications:

Robust and simple to install, the heavy duty door retainer is ideal for a wide range of applications, such as nursing homes, hospitals, schools and industrial premises.

Compact door retainer FX021240LC/ FX02124VLC



Typical applications:

Equally as reliable, the compact door retainer is also a good choice for nursing homes, hospitals and also busy corridors.

Heavy duty relay unit MAR724



Typical applications:

Designed for interfacing heavy loads such as door release units or plant shut down equipment with fire alarm systems.

This unit is simple to fix and install and the neat unobtrusive design makes it suitable for use in a wide range of areas.

The heavy duty relay unit is powered by 24V dc external supply and is provided with 2 separate sets of changeover contacts.

Can switch 230V ac mains at 10A

Performance

	MDR240	MDR24L	FX021240LC	FX02124VLC
Holding force	40kg	40kg	45kg	40kg
Power consumption	1.2VA	40mA	1.2VA	40mA

Catalogue numbers

Description	Code
Mains powered heavy duty door retainer	MDR240
24V dc heavy duty door retainer	MDR24L
Floor mounting bracket for heavy duty door retainers	ZMDRFBB
Mains powered compact door retainer	FX021240LC
24V dc compact door retainer	FX02124VLC
Floor mounting bracket for compact door retainers	FX021LCFB
Spare striker plate for either magnet	ZMDRSWIV
Heavy duty relay unit	MAR724

Conventional systems

Devices - power supply

Power supply

Specifically recommended as an auxiliary power supply unit for fire detection system components such as electromagnets, notification devices, etc.

Using the unit in large systems eliminates the problem of long power cable runs which simplifies installation.

EN54 pt.4 approved power supply unit SPS Range



Typical applications:

The new range of EN 54-4 certified safety power supplies offer a compact, robust and versatile power solution to installers, allowing them to safely power fire detection and signaling systems in small to large installations.

Compact and discrete design allows for these SPS to be installed in a visible location such as a hotel lobby for instance. Comprehensive yet simple status indicators on the front of the unit help installers, commissioners and maintainers assess status of the unit.

Catalogue numbers

Description	Code
Safety power supply 24V / 1.5A (batteries not supplied)	SPS-2423
Safety power supply 24V / 2.5A (batteries not supplied)	SPS-2433
Safety power supply 24V / 4.5A (batteries not supplied)	SPS-2453



Door retainers enable doors to be held open under normal conditions but automatically be released in the event of fire alarm activation.

Optical/acoustic sign boards

Optical and acoustic sign boards are designed to show the state of alarm in fire detection units. Eaton's 5900 LX wall alarm device series and EFSB range comply with standards EN54-23 (beacon) and EN54-3 (sounder).

The LX series are ideal for indoors or outdoors applications with its IP54 rating, whereas the EFSB range has been designed specifically with aesthetics in mind, where this is a key requirement in indoor installations.

Series 5900 LX certified alarm panel 5945-CSA/5955-CSA/5965-CSA



Typical applications:

The 5900 LX wall alarm device series comprises three versions that are available with optical, acoustic and optical-acoustic warnings.

The optical warning is provided by a highly effective LED flash that can cover an area of 8.5m x 8.5m at an installation height of 4.2m. The acoustic warning is provided by a high power internal siren with a sound pressure of 85 dB at 1m.

The device has a display which shows "FIRE ALARM" backlit by LEDs in the event of an alarm.

Its IP54 protection rating means that the device can be used in both indoors and outdoors environments, including damp, dusty settings.

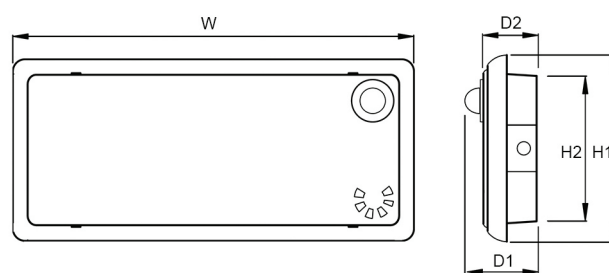
Features

- Certified to EN54-3 and EN54-23
- Protection rating IP54
- Operating temperature -10°C to +50°C
- Flash colour – white
- Housing – Self-extinguishing white thermoplastic

Features

	5945-CSA	5955-CSA	5965-CSA
Optical alarm warning	✓	✗	✓
Acoustic alarm warning	✗	✓	✓
Display lighting - LEDs	✓	✓	✓
Nominal voltage 24V DC	✓	✓	✓
Power consumption @24V	120mA	100mA	130 mA

Dimensions



Description	H1 (mm)	H2 (mm)	W (mm)	D1 (mm)	D2 (mm)
Sign board	170	132	365	72	50

Catalogue numbers

Description	Code
Optical alarm warning sign board	5945-CSA
Acoustic alarm warning sign board	5955-CSA
Optical- acoustic warning sign board	5965-CSA

Intelligent addressable systems

Devices – Optical/acoustic sign boards

Conventional fire sign board

EFSB-3/EFSB-3-23



Aesthetical frame option



Recessed base for wall flush mount

Typical applications:

The EFSB fire sign board for conventional fire systems is a durable sounder/beacon that is certified to EN 54 applicable standards.

Purposely designed for installations where aesthetics plays a key role, its durability (IP21C rated) and energy efficiency ensure reliability for its application indoors.

The device comes with a label that carry's the text "FIRE ALARM" which is LED backlit in event of an alarm. The optical warning is provided by a highly effective LED flash that can cover an area of 10.8m x 10.8m at an installation height of 3.5m The acoustic warning is provided by a high power internal siren with a sound pressure of 90dB at 1m. A sounder only variant is also available.

Features

- Certified to EN54-3 (Beacon to EN54-23)
- Protection rating IP21C
- Operating temperature -10°C to +55°C
- Flash colour – white
- Low current consumption
- Customised sign board text is available on request
- Different language options are available

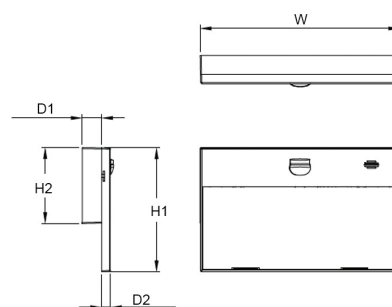
Features

	EFSB-3	EFSB-3-23
Sounder	✓	✓
Beacon	✗	✓

Catalogue numbers

Description	Code
Fire sign board EN54 Pt 3	EFSB-3
Fire sign board EN54 Pt 3 & 23	EFSB-3-23
Recessed base	NEXI-RB
Aesthetic frame	NEXI-FR

Dimensions



Description	H1 (mm)	H2 (mm)	W (mm)	D1 (mm)	D2 (mm)
Sign board	182	90.6	293	28.4	13
Sign board (with frame)	182	111.5	293	28.5	13



Product code cross reference

Page No.	Description	Cooper Code	Menvier Code	JSB Code
Addressable				
P16	2 Loop Control Panel (CF2000, DF2000, FX2000)	910187FULL-0198	910189FULL-0200	910188FULL-0199
P18	1 Loop Control Panel	CF1100	DF6100	FX6100
P18	2 Loop Control Panel	CF1200	DF61002	FX61002
P18	Passive Repeater Panel	CF3000PRG	DF6000PR	FX6000PR
P18	Fire Alarm System Log Book	MFALOG	MFALOG	MFALOG
P18	Network kit (for retro fit)	DF61NETKIT	DF61NETKIT	DF61NETKIT
P18	Passive Repeater Panel	CF3000PRG	DF6000PR	FX6000PR
P18	Fire routing equipment PCB	ZPCB2187FRE	ZPCB2187FRE	ZPCB2187FRE
P20	Touch-Screen Repeater Panel	CTPR3000	DTPR6000	FTPR6000
P20	2 Loop Control Panel	CF30002G	DF60002	FX60002
P20	2 Loop Control Panel, Integral Printer	CF30002GP	DF60002P	FX60002P
P20	4 Loop Control Panel	CF30004G	DF60004	FX60004
P20	4 Loop Control Panel, Integral Printer	CF30004GP	DF60004P	FX60004-P
P20	Hinged Protective Cover Kit	DF6000COV	DF6000COV	DF6000COV
P20	Printer kit (for retro fit)	DF6000PKIT	DF6000PKIT	DF6000PKIT
P20	Add to end of product code if network card required	NC	NC	NC
P21	Optical Smoke Detector (CAP320, MAP820, FXN723)	400002FIRE-0002X	400002FIRE-0008X	400002FIRE-0005X
P21	Photo-Thermal Detector (CAPT340, MAOH850, FXN722)	400004FIRE-0004X	400004FIRE-0010X	400004FIRE-0007X
P21	Heat Detector (CAH330, MAH830, FXN725)	400003FIRE-0003X	400003FIRE-0009X	400003FIRE-0006X
P22	Loop connected remote indicator	MRIAD	MRIAD	MRIAD
P22	Standard remote indicator	CIR301	DIR301	FX251D
P22	Weather resistant standard remote indicator	CIR301WP	CIR301WP	CIR301WP
P22	Staff warning device	CAB382	MAB870	FXN338BCN
P24	Standard base	CAB300	MAB800	FXN720
P24	Sounder base	CAS380	MAS850	FXN538
P24	VAD Sounder Beacon Base (CASBB394)	666129FULL-0198X	666129FULL-0198X	666129FULL-0198X
P24	Sounder beacon base	CASBB384	MASB870	FXN537
P24	Cover plate	CASC	MASC	CASC
P24	Base shroud	BAR3000-1	BAR3000-1	BAR3000-1
P25	Surface/Flush Callpoint	CBG370S	MBG813	FXN501
P25	Weatherproof Callpoint	CBG370WP	MBG817	FXN503
P25	Protective Hinged Cover (pack of 10)	CXPC	CXPC	CXPC
P25	Recessing Bezels (pack of 10)	MBGBEZ	MBGBEZ	MBGBEZ
P25	Resettable Element Kit (pack of 10)	MBGREKIT	MBGREKIT	MBGREKIT
P25	Spare Break Glasses (pack of 5)	MBG118	MBG118	FX5G
P25	Callpoint Keys (pack of 10)	MFBGKEY3	MFBGKEY3	MFBGKEY3
P26	Internal Wall Sounder	CAS381	MAS850LPS	FXN538LPS

Page No.	Description	Cooper Code	Menvier Code	JSB Code
P26	Weatherproof Wall Sounder	CAS381WP	MAS850LPSWP	FXN538LPSWP
P26	Weatherproof wall sounder beacon	CASB383-WP	MASB860WP	FXN539LPSWP
P26	Wall sounder beacon	CASB383	MASB860	FXN539LPS
P26	VAD Wall Sounder Beacon	CASB393	CASB393	CASB393
P26	Weatherproof VAD Wall Sounder Beacon	CASB393WP	CASB393WP	CASB393WP
P28	CASB493 Wall sounder VAD, red, white flash	8500110FULL-0199X	8500110FULL-0199X	8500110FULL-0199X
P28	CASB483 Wall sounder VAD, red, red flash	8500111FULL-0197X	8500111FULL-0197X	8500111FULL-0197X
P28	CASB493WP Wall sounder VAD, red, white flash, weatherproof	8500114FULL-0200X	8500114FULL-0200X	8500114FULL-0200X
P28	CASB483WP Wall sounder VAD, red, red flash, weatherproof	8500115FULL-0201X	8500115FULL-0201X	8500115FULL-0201X
P28	CAB492WS Wall VAD, red, white flash, shallow base	812033FULL-0209X	812033FULL-0209X	812033FULL-0209X
P28	CAB492WD Wall VAD, red, white flash, deep base	812034FULL-0210X	812034FULL-0210X	812034FULL-0210X
P28	CAB482WS Wall VAD, red, red flash, shallow base	812035FULL-0211X	812035FULL-0211X	812035FULL-0211X
P28	CAB482WD Wall VAD, red flash, deep base	812036FULL-0212X	812036FULL-0212X	812036FULL-0212X
P28	CAB492CS Ceiling VAD, red, white flash, shallow base	812050FULL-0269X	812050FULL-0269X	812050FULL-0269X
P28	CAB482CS Ceiling VAD, red, red flash, shallow base	812037FULL-0214X	812037FULL-0214X	812037FULL-0214X
P30	Reflective Beam Detector (50m range)	MAB50R	MAB50R	MAB50R
P30	Reflective Beam Detector (100m range)	MAB100R	MAB100R	MAB100R
P30	Mounting Bracket	MRBFP	MRBFP	MRBFP
P30	Duct Probe Unit	MDP201	MDP201	MDP201
P30	Smoke detector test spray can	MFSCAN	MFSCAN	MFSCAN
P31	Zone Monitor Unit	CZMU352	CZMU352	CZMU352
P31	Shop Monitor Unit	MSU840	MSU840	MSU840
P31	Spur Isolator Unit	CSI350	CSI350	CSI350
P31	3 Channel Input/Output Unit Resets on reset (recognised as 1 address)	CIO351	CIO351	CIO351
P31	3 Channel Input/Output Unit Resets on reset (recognised as 3 addresses)	CIO351SST	CIO351SST	CIO351SST
P31	3 Channel Input/Output Unit Resets on silence alarms	CIO351S	CIO351S	CIO351S
P31	230V ac Relay Unit	CMIO353	CMIO353	CMIO353
P33	4 way sounder controller unit	CSC354CPR	CSC354CPR	CSC354CPR
P33	4 Way Mimic Relay Board, 4 Inputs, 4 Outputs	CIOP4	CIOP4	CIOP4
P33	8 Way Mimic Relay Board, 8 Inputs, 8 Outputs	CIOP8	CIOP8	CIOP8
P33	4 to 20mA Interface	CGI420	CGI420	CGI420
P33	4 to 20mA interface with relay	CIT420R	CIT420R	CIT420R
P34	Door release module	CIOP-7273	CIOP-7273	CIOP-7273
P34	FC6 Fan controller unit (surface mount)	FC6	FC6	FC6
P34	FC18 Fan controller unit (rack mount)	FC18	FC18	FC18
P35	Monitored output module	DIN-1-OM	DIN-1-OM	DIN-1-OM
P37	MCOM Micro Single Channel Output Unit (recognised as output unit)	MCOM	MMOM	MJOM

Product code cross reference

Page No.	Description	Cooper Code	Menvier Code	JSB Code
P37	MCOM-S Micro Single Channel Output Unit (recognised as sounder)	MCOM-S	MMOM-S	MJOM-S
P37	MCOM-R Micro Single Channel Output Unit (5 second reset pulse)	MCOM-R	MMOM-R	MJOM-R
P37	MCOM-FC Micro Single Channel Output Unit (fan controller)	MCOM-FC	MMOM-FC	MJOM-FC
P37	Micro Zone Monitor Unit	CIU872	MIU872	JIU872
P37	MCIM Micro Single Channel Input Unit	MCIM	MMIM	MJIM
P37	Mini module box unit (empty box)	ULBU	ULBU	ULBU
P39	Dual-channel LonWorks BMS Interface (self configuring for use with EC700)	EC200S	EC200S	EC200S
P39	Dual-channel LonWorks BMS Interface (non handshake)	EC200	EC200	EC200
P39	Lon to RS232 Adapter	EC0232	EC0232	EC0232
P39	Lon to RS232 Adapter (for HMX PA/VA system - no handshake)	EC0232PAVA	EC0232PAVA	EC0232PAVA
P39	Lon to RS232 Adapter (for HMX PA/VA system - 3 min time delay)	EC0232PAVA3D	EC0232PAVA3D	EC0232PAVA3D
P39	TCP/IP Interface	EC400	EC400	EC400
P39	Lon Network Booster	EC540	EC540	EC540
P39	BACnet Gateway	EC650B	EC650B	EC650B
P39	Modbus Gateway	EC700	EC700	EC700
P39	Single Mode Lon to Fibre Optic Adaptor	CFSFL01	CFSFL01	CFSFL01
P39	Dual Channel Lon to Fibre Optic Adaptor	CFSFL02	CFSFL02	CFSFL02
P40	Loop Splitter Unit	ZPCB2222	ZPCB2222	ZPCB2222
P40	Loop Mimic LED PCB (Master)	ZPCB2252-MML	ZPCB2252-MML	ZPCB2252-MML
P40	Loop Mimic LED PCB (Slave)	ZPCB2252-MSL	ZPCB2252-MSL	ZPCB2252-MSL
P40	Loop Mimic Relay PCB (Master)	ZPCB2252-MMR	ZPCB2252-MMR	ZPCB2252-MMR
P40	Loop Mimic Relay PCB (Slave)	ZPCB2252-MSR	ZPCB2252-MSR	ZPCB2252-MSR
P40	Safety Power Supply 24V / 1.5A (batteries not supplied)	SPS-2423	SPS-2423	SPS-2423
P40	Safety Power Supply 24V / 2.5A (batteries not supplied)	SPS-2433	SPS-2433	SPS-2433
P40	Safety Power Supply 24V / 4.5A (batteries not supplied)	SPS-2453	SPS-2453	SPS-2453
P41	Fire sign board EN54 Pt3 & Pt 17	EFSB-3-A	EFSB-3-A	EFSB-3-A
P41	Fire sign board EN54 Pt3 & Pt17 (Beacon EN54 Pt23)	EFSB-3-23-A	EFSB-3-23-A	EFSB-3-23-A
P41	Recessed base	NEXI-RB	NEXI-RB	NEXI-RB
P41	Aesthetic frame	NEXI-FR	NEXI-FR	NEXI-FR
P43	Graphical Visualisation Software license 1-2 panels including an EC0232 interface	EFGVS1-2	EFGVS1-2	EFGVS1-2
P43	Graphical Visualisation Software license up to 6 panels including an EC0232 interface	EFGVS3-6	EFGVS3-6	EFGVS3-6
P43	Graphical Visualisation Software license up to 10 panels including an EC0232 interface	EFGVS7-10	EFGVS7-10	EFGVS7-10
P43	Graphical Visualisation Software license above 10 panels including an EC0232 interface	EFGVS11-PLUS	EFGVS11-PLUS	EFGVS11-PLUS

Page No.	Description	Cooper Code	Menvier Code	JSB Code
P43	Graphical Visualisation Software license up to 10 panels with TCP/IP interlink	EFGVS7-10-TCPIP	EFGVS7-10-TCPIP	EFGVS7-10-TCPIP
P43	Graphical Visualisation Software license above 10 panels with TCP/IP interlink	EFGVS11-PLUS-TCPIP	EFGVS11-PLUS-TCPIP	EFGVS11-PLUS-TCPIP
P43	Graphical Visualisation Designer Software license - no panel connectivity	EFGVS-DESIGN	EFGVS-DESIGN	EFGVS-DESIGN
P43	Graphical Visualisation Premium Designer Software license including an EC0322 interface	EFGVS-PREMIUMDESGN	EFGVS-PREMIUMDESGN	EFGVS-PREMIUMDESGN
P43	Interface to connect panel network (LONWorks) to PC (RS232)	EC0322	EC0322	EC0322
P43	Site monitor / webserver software	EF-SITEMONITOR	EF-SITEMONITOR	EF-SITEMONITOR
P44	Loop Tester Kit	LP800KIT	LP800KIT	LP800KIT
P44	Addressable Device Programmer	CF800PROG	CF800PROG	CF800PROG
P44	USB panel interface	USBINT2	USBINT2	USBINT2
UL Approved				
P48	2 Loop Panel	ULCF30002G	ULDF60002G	ULFX60002G
P48	2 Loop Panel, Integral Printer	ULCF30002GP	N/A	ULFX60002GP
P48	2 Loop Panel, Network Card	ULCF30002GNC	N/A	ULFX60002GNC
P48	2 Loop Panel, Red Metal Box	ULCF30002GRM	ULCF30002GRM	ULCF30002GRM
P48	2 Loop Panel, Integral Printer, Network Card	ULCF30002GPNC	N/A	ULFX60002GPNC
P48	2 Loop Panel, Integral Printer, Red Metal Box	ULCF30002GPRM	ULDF60002PRM	N/A
P48	2 Loop Panel, Network Card, Red Metal Box	ULCF30002GNCRM	ULDF60002NCRM	ULFX60002NCRM
P48	2 Loop Panel, Integral Printer, Network Card, Red Metal Box	ULCF30002GPNCRM	ULCF30002GPNCRM	ULCF30002GPNCRM
P48	4 Loop Panel	ULCF30004G	N/A	ULFX60004G
P48	4 Loop Panel, Integral Printer	ULCF30004GP	ULDF60004GP	ULFX60004GP
P48	4 Loop Panel, Network Card	ULCF30004GNC	ULDF60004GNC	ULFX60004GNC
P48	4 Loop Panel, Red Metal Box	ULCF30004GRM	ULCF30004GRM	ULCF30004GRM
P48	4 Loop Panel, Integral Printer, Network Card	ULCF30004GPNC	ULDF60004GPNC	ULFX60004GPNC
P48	4 Loop Panel, Integral Printer, Red Metal Box	ULCF30004GPRM	ULCF30004GPRM	ULCF30004GPRM
P48	4 Loop Panel, Network Card, Red Metal Box	ULCF30004GNCRM	ULDF60004NCRM	ULFX60004NCRM
P48	4 Loop Panel, Integral Printer, Network Card, Red Metal Box	ULCF30004GPNCRM	ULCF30004GPNCRM	ULCF30004GPNCRM
P48	Rack Mounted 2 Loop Panel	ULR3000L2	N/A	ULFXR6000L2
P48	Rack Mounted 2 Loop Panel c/w Network Card	ULR3000L2NC	N/A	ULFXR6000L2NC
P48	Rack Mounted 4 Loop Panel	ULR3000L4	N/A	ULFXR6000L4
P48	Rack Mounted 4 Loop Panel c/w Network Card	ULR3000L4NC	N/A	ULFXR6000L4NC
P48	Passive repeater panel	ULCF3000PR	ULDF6000PR	ULFX6000PR
P48	Network touchscreen repeater panel	ULCTPR3000	ULDPT6000	ULFPTR6000
P50	Addressable Detector Base	UCAB300	UCAB300	UCAB300
P50	Optical Smoke Detector (ULCAP320, ULMAP320, ULFX320)	400005FIRE-0011X	400005FIRE-0014X	400005FIRE-0017X
P50	Photo-Thermal Detector (ULCAPT340, ULMAPT340, ULFX340)	400006FIRE-0012X	400006FIRE-0015X	400006FIRE-0018X
P50	Heat Detector (ULCAH330, ULMAH330, ULFX330)	400007FIRE-0013X	400007FIRE-0016X	400006FIRE-0019X

Product code cross reference

Page No.	Description	Cooper Code	Menvier Code	JSB Code
P52	2 Wire Detector, Optical	UCPD-2W	UCPD-2W	UCPD-2W
P52	2 Wire Detector, Opto-Heat	UCPT-2W	UCPT-2W	UCPT-2W
P52	2 Wire Detector, Fixed Heat 135°F	UCHT-2W	UCHT-2W	UCHT-2W
P52	Standard Detector Base	CB2E	CB2E	CB2E
P54	Wall Mount Horn	HNR	HNR	HNR
P54	HNWC Ceiling Mount Horn	CN128972	CN128972	CN128972
P54	HSR Wall Mount Horn Strobe	HSR	HSR	HSR
P54	Wall Mount Synchronised Strobe	STR	STR	STR
P54	HSWC Ceiling Mount Horn Strobe	CN127464	CN127464	CN127464
P54	STWC Ceiling Mounted Synchronised Strobe	CN127488	CN127488	CN127488
P54	Wall Mount Outdoor Synchronised Strobe	CN129013	CN129013	CN129013
P54	Ceiling Mount Outdoor Synchronised Strobe	CN124446	CN124446	CN124446
P54	Exposed Conduit, Surface Mount Back Box (RED)	CN109751	CN109751	CN109751
P54	Concealed Conduit Surface Mount Back Box (RED)	CN109751 + CN104486	CN109751 + CN104486	CN109751 + CN104486
P55	Single Action Pull Station	UMPS-100	UMPS-100	UMPS-100
P55	Weatherproof Single Action Pull Station	UMPS-100WP	UMPS-100WP	UMPS-100WP
P55	Double Action Pull Station	UMPS-200	UMPS-200	UMPS-200
P55	Weatherproof Double Action Pull Station	UMPS-200WP	UMPS-200WP	UMPS-200WP
P55	Conventional Single Action Pull Station (back box ordered separately)	SG42BK2	SG42BK2	SG42BK2
P55	Conventional Double Action Pull Station (back box ordered separately)	SG42BK1	SG42BK1	SG42BK1
P55	Back box for conventional, surface mounting	SGB32S	SGB32S	SGB32S
P55	Back box for conventional, weatherproof	SGB-32C	SGB-32C	SGB-32C
P58	4 Way Sounder Controller Unit	ULCSC354	ULCSC354	ULCSC354
P58	Shop Monitor Unit	ULCSUM355	ULCSUM355	ULCSUM355
P58	Spur Isolator Unit	ULCSI350	ULCSI350	ULCSI350
P58	3 Channel Input/Output Unit Resets on reset	ULCIO351	ULCIO351	ULCIO351
P58	120V/230V ac Relay Unit	ULCMIO353	ULCMIO353	ULCMIO353
P58	ULMIU872 Micro Zone Monitor Unit	400025FIRE-0052X	400025FIRE-0053X	400025FIRE-0054X
P58	ULMCOM Micro Single Channel Output Unit (recognised as output unit)	400025FIRE-0058X	400025FIRE-0059X	400025FIRE-0060X
P58	ULMCOM-S Micro Single Channel Output Unit (recognised as sounder)	400016FIRE-0061X	400016FIRE-0061X	400016FIRE-0063X
P58	ULMCIM Micro Single Channel Input Unit (recognised as input unit)	400013FIRE-0049X	400013FIRE-0050X	400013FIRE-0051X
P58	ULMCIM-C Micro Single Channel Input Unit (recognised as callpoint)	400014FIRE-0055X	400014FIRE-0056X	400014FIRE-0057X
P58	Mini Module Box Unit (Empty box)	ULBU	ULBU	ULBU

Page No.	Description	Cooper Code	Menvier Code	JSB Code
Conventional				
P62	2 zone BiWire Flexi panel	EFBW2ZFLEXI	EFBW2ZFLEXI	EFBW2ZFLEXI
P62	4 zone BiWire Flexi panel	EFBW4ZFLEXI	EFBW4ZFLEXI	EFBW4ZFLEXI
P62	8 zone BiWire Flexi panel	EFBW8ZFLEXI	EFBW8ZFLEXI	EFBW8ZFLEXI
P62	2 zone relays + FRE/FPE	BWOB2Z	BWOB2Z	BWOB2Z
P62	4 zone relays + FRE/FPE	BWOB4Z	BWOB4Z	BWOB4Z
P62	8 zone relays + FRE/FPE	BWOB8Z	BWOB8Z	BWOB8Z
P62	BiWire End of line module	EOLM-BW-3	EOLM-BW-3	EOLM-BW-3
P62	Conventional End of line module	EOLM-1	EOLM-1	EOLM-1
P62	12V, 5Ah battery (1pc*)	MB512	MB512	MB512
P62	Repeater panel	EFBWCV-REPEATER	EFBWCV-REPEATER	EFBWCV-REPEATER
P64	BiWire wall sounder	EF009	EF009	EF009
P64	BiWire wall sounder, weatherproof	EF009WP	EF009WP	EF009WP
P64	BiWire wall sounder VAD	EF009SB	EF009SB	EF009SB
P64	BiWire wall sounder VAD, weatherproof	EF009SBWP	EF009SBWP	EF009SBWP
P64	BiWire base sounder first fix	EF5021BWS	EF5021BWS	EF5021BWS
P64	BiWire base sounder VAD first fix	EF5021BWSB	EF5021BWSB	EF5021BWSB
P64	BiWire detector 5 in 1	EFBW5IN1DET	EFBW5IN1DET	EFBW5IN1DET
P64	Optical BiWire detector	EFBWOPTDET	EFBWOPTDET	EFBWOPTDET
P64	BiWire callpoint	EF201BWCP	EF201BWCP	EF201BWCP
P64	BiWire callpoint, weatherproof	EF203BWCPWP	EF203BWCPWP	EF203BWCPWP
P64	BiWire and conventional detector base	EFXN520	EFXN520	EFXN520
P64	External Relay 24V	BWEXTR24V	BWEXTR24V	BWEXTR24V
P64	External Relay 230V	BWEXTR230V	BWEXTR230V	BWEXTR230V
P66	8 Zone Conventional Panel (no battery)	EFCV8Z(-NB)	EFCV8Z(-NB)	EFCV8Z(-NB)
P66	End of Line Module	EOLM-1	EOLM-1	EOLM-1
P66	8 Zone Relays + FRE/FPE	BW0B8Z	BW0B8Z	BW0B8Z
P66	12V, 5Ah battery (1pc*)	MB512	MB512	MB512
P68	Conventional 2 Zone Panel (no battery)	FX2202CPD(-NB)	FX2202CPD(-NB)	FX2202CPD(-NB)
P68	Conventional 4 Zone Panel (no battery)	FX2204CPD(-NB)	FX2204CPD(-NB)	FX2204CPD(-NB)
P68	Steel back box (for use with FX2202/4/8)	FX22003300 MB	FX22003300 MB	FX22003300 MB
P68	Repeater Panel	FXRP2200	FXRP2200	FXRP2200
P68	Fire Alarm System Log Book	MFALOG	MFALOG	MFALOG
P68	12V 3.2Ah SLA	MB3A212	MB3A212	MB3A212
P70	16 Zone Control Panel	CF50016	CF50016	CF50016
P70	Fire Alarm System Log Book	MFALOG	MFALOG	MFALOG
P70	16 Zone Control Panel	EFCV16Z-NB	EFCV16Z-NB	EFCV16Z-NB
P70	12V 4Ah SLA battery	MB412	MB412	MB412
P72	5 in 1 Multi-Mode Detector (FXN922)	400017FIRE-0031X	400017FIRE-0031X	400017FIRE-0031X

Product code cross reference

Page No.	Description	Cooper Code	Menvier Code	JSB Code
P72	Optical Smoke detector	EFXN533	EFXN533	EFXN533
P72	Photo-Thermal detector	EFXN632	EFXN632	EFXN632
P72	Rate of rise heat detector	EFXN525	EFXN525	EFXN525
P72	Fixed Heat detector 77°C	EFXN524	EFXN524	EFXN524
P72	Fixed Heat detector 92°C	EFXN526	EFXN526	EFXN526
P72	Remote Indicator	CIR301	DIR301	FX251D
P72	Weatherproof Remote Indicator	CIR301WP	CIR301WP	CIR301WP
P74	Standard Base	EFXN520	EFXN520	EFXN520
P74	Relay Base	FXN520R	FXN520R	FXN520R
P74	Reflective Beam Detector (50m range)	MBD50R	MBD50R	MBD50R
P74	Reflective Beam Detector (100m range)	MBD100R	MBD100R	MBD100R
P74	Mounting Bracket	MRBFP	MRBFP	MRBFP
P74	Duct Probe	MDP201	MDP201	MDP201
P75	Surface/Flush Callpoint	CX201	MBG914	FX201
P75	Weatherproof Callpoint	CX203	MBG917	FX203
P75	Protective Hinged Cover (pack of 10)	CXPC	CXPC	CXPC
P75	Spacer Plates (pack of 10)	MBGSP	MBGSP	MBGSP
P75	Recessing Bezels (pack of 10)	MBGBEZ	MBGBEZ	MBGBEZ
P75	Resettable Element Kit (pack of 10)	MBGREKIT	MBGREKIT	MBGREKIT
P75	FX5G Spare Break Glasses (pack of 10)	FX5G	FX5G	FX5G
P75	Earth Continuity Links (pack of 5)	MBG119	MBG119	MBG119
P75	MFBGKEY3 Callpoint Keys (pack of 10)	MFBGKEY3	MFBGKEY3	MFBGKEY3
P76	FX006 Internal 6 Inch Bell	CFB6D24	MBM246	FX006
P78	FX003 Flush Sounder, Red	FX003	MFS324	FX003
P78	FX003W Flush Sounder, White	FX003W	MFS324W	FX003W
P78	FX002SB Low Profile Surface Sounder, Red	ROLP-R-S	MWS424SB	FX002SB
P78	FX002DB Weatherproof Surface Sounder, Red	ROLP-R-D	MWS424DB	FX002DB
P78	FX007 High Output Wall Sounder	FX007	FX007	FX007
P78	MLC624 Low Current Wall Sounder	MLC624	MLC624	MLC624
P78	FXN824 Base Mountable Sounder	FXN824/MDS824	MDS824	FXN824
P78	MDS824COV Blanking Plate for MDS824 (pack of 5)	MDS824COV	MDS824COV	MDS824COV
P78	Deep base for Solista LX Ceiling	FX000WP	FX000WP	FX000WP
P80	FXSOLWRS Solista Wall Red Body Shallow Base	FXSOLWRS	MFSOLWRS	FXSOLWRS
P80	FXSOLWRD Solista Wall Red Body Deep Base	FXSOLWRD	MFSOLWRD	FXSOLWRD
P80	FXSOLCWS Solista LX Ceiling	FXSOLCWS	MFSOLCWS	FXSOLCWS
P80	FXROLPWR RoLP Wall Red Body Base & Sounder	FXROLPWR	MFROLPWR	FXROLPWR
P80	FXROLPWR-B RoLP Wall Red Body Base	FXROLPWR-B	FXROLPWR-B	FXROLPWR-B
P80	FXSYG1WR Symphoni LX Wall Red Body	FXSYG1WR	FXSYG1WR	FXSYG1WR
P80	FXSYG1WR-WP Symphoni LX Wall Weatherproof Red Body	FXSYG1WR-WP	FXSYG1WR-WP	FXSYG1WR-WP

Page No.	Description	Cooper Code	Menvier Code	JSB Code
P81	MLB124SB Low Profile LED indicator	MLB124SB	MLB124SB	MLB124SB
P81	MLB124DB Weatherproof LED Beacon	MLB124DB	MLB124DB	MLB124DB
P82	FL-RL-R-S Conventional xenon sounder indicator	FL-RL-R-S	FL-RL-R-S	FL-RL-R-S
P82	FL-RL-R-D Weatherproof IP65 xenon sounder indicator	FL-RL-R-D	FL-RL-R-D	FL-RL-R-D
P83	Mains Powered Heavy Duty Door Retainer	MDR240	MDR240	MDR240
P83	24V dc Heavy Duty Door Retainer	MDR24L	MDR24L	MDR24L
P83	Floor Mounting Bracket for Heavy Duty Door Retainers	ZMDRFBB	ZMDRFBB	ZMDRFBB
P83	24V dc Compact Door Retainer	FX02124VLC	FX02124VLC	FX02124VLC
P83	Mains Powered Compact Door Retainer	FX021240LC	FX021240LC	FX021240LC
P83	Floor Mounting Bracket for Compact Door Retainers	FX021LCFB	FX021LCFB	FX021LCFB
P83	Spare Striker Plate For Either Magnet	ZMDRSWIV	ZMDRSWIV	ZMDRSWIV
P83	Heavy Duty Relay Unit	MAR724	MAR724	MAR724
P84	Safety Power Supply 24V / 1.5A (batteries not supplied)	SPS-2423	SPS-2423	SPS-2423
P84	Safety Power Supply 24V / 2.5A (batteries not supplied)	SPS-2433	SPS-2433	SPS-2433
P84	Safety Power Supply 24V / 4.5A (batteries not supplied)	SPS-2453	SPS-2453	SPS-2453
P85	Optical alarm warning sign board	5945-CSA	5945-CSA	5945-CSA
P85	Acoustic alarm warning sign board	5955-CSA	5955-CSA	5955-CSA
P85	Optical- acoustic warning sign board	5965-CSA	5965-CSA	5965-CSA
P86	Fire sign board EN54 Pt 3	EFSB-3	EFSB-3	EFSB-3
P86	Fire sign board EN54 Pt 3 & 23	EFSB-3-23	EFSB-3-23	EFSB-3-23
P86	Recessed base	NEXI-RB	NEXI-RB	NEXI-RB
P86	Aesthetic frame	NEXI-FR	NEXI-FR	NEXI-FR





Contact

Eaton

Eaton Electrical Systems Ltd
Wheatley Hall Road
Doncaster
South Yorkshire
DN2 4NB
United Kingdom
www.eaton.com

Sales

T: +44 (0)1633 628 566
F: +44 (0)1302 367 155
E: FireCustomerService@eaton.com

Technical

T: +44 (0)1302 303 350
F: +44 (0)1302 303 332
E: FireTechSupport@eaton.com

Service

T: +44 (0)1302 303 352
F: +44 (0)1302 303 332
E: FireService@eaton.com

Export

T: +44 (0)1302 303 344
F: +44 (0)1302 303 345
E: FireExport@eaton.com

Online Resources

Visit www.eaton.com for the following resources:

- 24/7 online product support
- Catalogue and literature
- Product profiles
- Datasheets, installation and user manuals

This image shows a single sheet of white paper with horizontal ruling lines. The lines are evenly spaced and run across the width of the page. There are no margins, text, or other markings on the paper.

[illegible]

At Eaton, we're energized by the challenge of powering a world that demands more. With over 100 years experience in electrical power management, we have the expertise to see beyond today. From groundbreaking products to turnkey design and engineering services, critical industries around the globe count on Eaton.

We power businesses with reliable, efficient and safe electrical power management solutions. Combined with our personal service, support and bold thinking, we are answering tomorrow's needs today.

Follow the charge with Eaton, visit eaton.eu

Eaton
Electrical Sector EMEA
Route de la Longeraie 7
1110 Morges, Switzerland

Eaton
Eaton Electrical Systems Ltd.
Wheatley Hall Road
Doncaster
South Yorkshire
DN2 4NB
United Kingdom
Tel: +44 (0)1302 303 999
Fax: +44 (0)1302 303 333
Email: FireCustomerService@eaton.com
Web: www.eaton.com